



US00D505269S

(12) **United States Design Patent**
Cheung

(10) **Patent No.:** **US D505,269 S**

(45) **Date of Patent:** **** May 24, 2005**

(54) **CURVED TINT BRUSH**

(76) **Inventor:** **Maggie Cheung**, Block A1, 3/F, Tsing Yi Industrial Centre, Phase 1, Tsing Yi N.T. (HK)

(**) **Term:** **14 Years**

(21) **Appl. No.:** **29/209,486**

(22) **Filed:** **Jul. 16, 2004**

(51) **LOC (7) Cl.** **04-02**

(52) **U.S. Cl.** **D4/135**

(58) **Field of Search** D4/132, 135, 138;
D28/7, 20, 31; 15/143.1, 159.1, 160, 166,
191.1, 192, 193; 132/120, 208, 212, 217,
270, 313

(56) **References Cited**

U.S. PATENT DOCUMENTS

D267,986 S	*	2/1983	Flower	D4/135
D269,827 S	*	7/1983	Clark	D4/135
5,499,637 A	*	3/1996	Foti	132/212
5,816,268 A	*	10/1998	Awaijane	132/208
6,092,535 A	*	7/2000	Moore	132/270
D471,017 S	*	3/2003	Cheung	D28/20
2002/0124858 A1	*	9/2002	Nelson		

FOREIGN PATENT DOCUMENTS

JP 2002101943 A * 4/2002

OTHER PUBLICATIONS

Hong Kong Enterprise, Vol. 10, Oct. 1996, VG Collection, Aberdeen, Hong Kong, Brushes—Item NOS. 1294, 1346, 1040 and 123 on p. 253.*

Hong Kong Enterprise, Vol. 4, Apr. 2003, Perfect Planet Products Ltd., Kowloon, Hong Kong, Brush, left, center of p. 1064.*

* cited by examiner

Primary Examiner—Alan P. Douglas

Assistant Examiner—Lavone D. Tabor

(57) **CLAIM**

The ornamental design for “a curved tint brush,” as shown and described.

DESCRIPTION

FIG. 1 is a generally perspective view of a curved tint brush showing my new design;

FIG. 2 is a side elevational view thereof;

FIG. 3 is a right end view thereof;

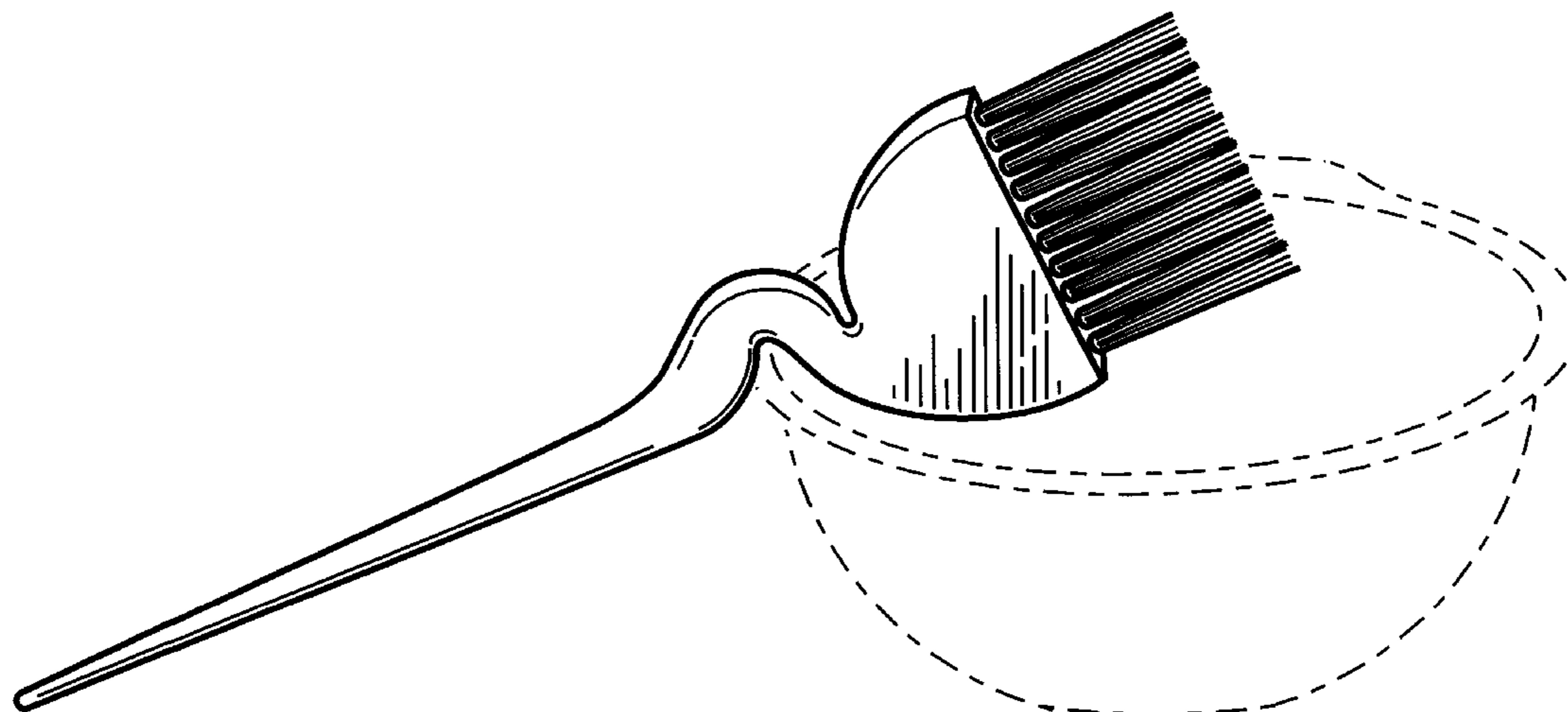
FIG. 4 is a left and view thereof;

FIG. 5 is a top view thereof; and,

FIG. 6 is a bottom view thereof.

The broken line structure shown in FIG. 1 is for illustrative purposes only and forms no part of the claimed design.

1 Claim, 2 Drawing Sheets



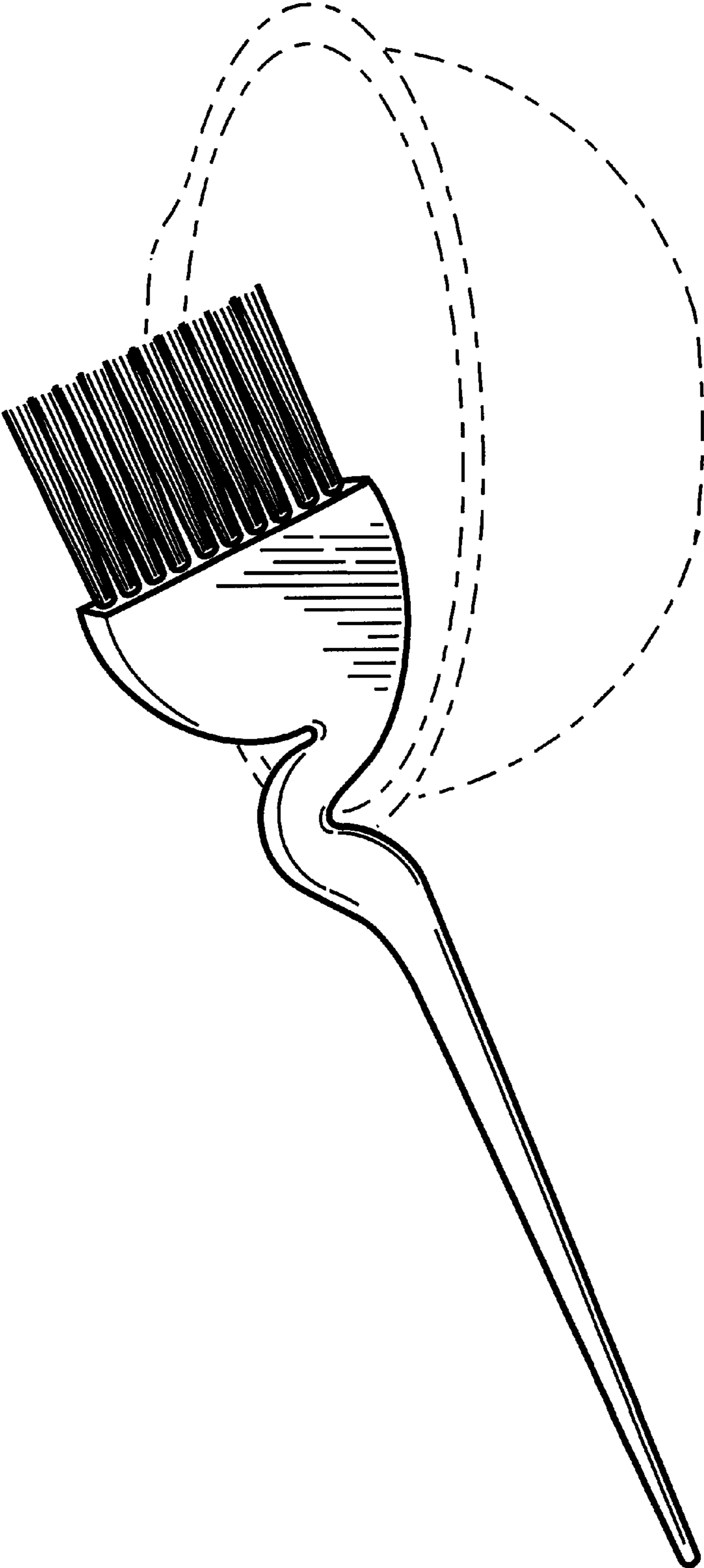


FIG. 1

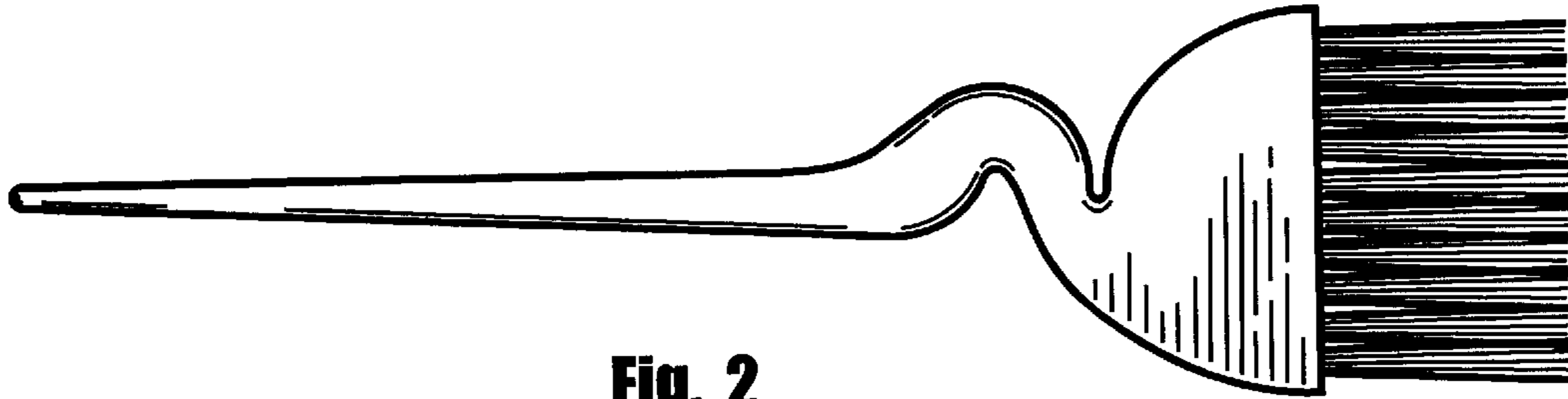


Fig. 2



Fig. 3



Fig. 4



Fig. 5

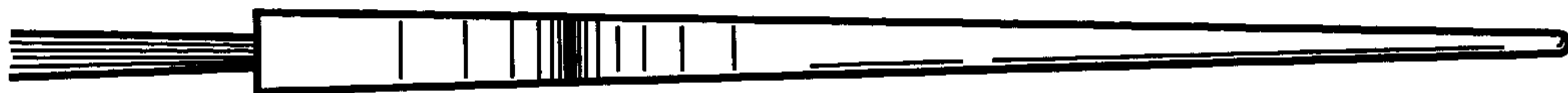


Fig. 6