

US00D505257S

(12) **United States Design Patent** (10) **Patent No.:** **US D505,257 S**  
**DiMarchi et al.** (45) **Date of Patent:** **\*\* May 24, 2005**

(54) **CARABINER**

(75) Inventors: **Silvio Joseph DiMarchi**, Leonia, NJ (US); **Lawrence P. Scanzillo**, Upper Saddle River, NJ (US); **Sheng-Fu Lee**, Ramsey, NJ (US); **Bruce V. Cartier**, Washington Township, NJ (US)

(73) Assignee: **Warner-Lambert Company LLC**, Morris Plains, NJ (US)

(\*\*) Term: **14 Years**

(21) Appl. No.: **29/206,229**

(22) Filed: **May 27, 2004**

(51) **LOC (7) Cl.** ..... **03-01**

(52) **U.S. Cl.** ..... **D3/215; D8/356; D3/208; D6/553**

(58) **Field of Search** ..... D8/356, 359, 370, D8/82, 380, 373, 34, 354; D6/525, 317, 466, 470, 475, 515, 567, 573, 513; D11/212, 210, 236, 237; 248/110, 690, 682; 24/588.1, 599.1, 599.6; D19/44, 78, 90; 224/269, 243, 245, 247, 676; 43/14; D3/218, 226, 215, 219, 207-210

(56) **References Cited**

**U.S. PATENT DOCUMENTS**

596,215 A	*	12/1897	Moritz	294/82.19
1,988,890 A	*	1/1935	Fenton	24/200
D162,153 S	*	2/1951	Gilfert	D19/78
2,601,926 A	*	7/1952	Speaker et al.	211/113
D168,131 S	*	11/1952	Touart, Jr.	D27/186
3,294,298 A	*	12/1966	Danielson	224/666
4,216,935 A	*	8/1980	Ellefson et al.	248/690
D267,383 S	*	12/1982	Liptak et al.	D6/470
4,519,566 A	*	5/1985	Manzi	248/682
D280,466 S	*	9/1985	Seltzer et al.	D12/422
D294,805 S	*	3/1988	Boyer	D9/415
D308,784 S	*	6/1990	Liptak	D6/553
D310,760 S	*	9/1990	Murphy	D6/515
D313,820 S	*	1/1991	Wright	D19/90
5,287,645 A	*	2/1994	Gois	43/14

D348,355 S	*	7/1994	Scheid et al.	D3/218
5,357,657 A	*	10/1994	Petzl	24/599.9
D353,735 S	*	12/1994	English	D6/567
D357,577 S	*	4/1995	Scheid	D3/218
5,505,013 A	*	4/1996	Gois	43/14
5,540,367 A	*	7/1996	Kauker	224/269

(Continued)

**OTHER PUBLICATIONS**

U.S. Appl. No. 29/206,170, filed May 27, 2004.  
U.S. Appl. No. 60/574,795, filed May 27, 2004.  
U.S. Appl. No. 29/206,217, filed May 27, 2004.  
U.S. Appl. No. 29/206,230, filed May 27, 2004.

*Primary Examiner*—Jeffrey Asch  
*Assistant Examiner*—Austin Murphy

(74) *Attorney, Agent, or Firm*—Kenneth G. Lemke; Evan J. Federman


(57) **CLAIM**

We claim the ornamental design for a carabiner, as shown and described.

**DESCRIPTION**

FIG. 1 is a front perspective view of a carabiner.  
FIG. 2 is a front elevation view of the carabiner shown in FIG. 1.  
FIG. 3 is a right side elevation view of the carabiner shown in FIG. 1.  
FIG. 4 is a left side elevation view of the carabiner shown in FIG. 1.  
FIG. 5 is a rear elevation view of the carabiner shown in FIG. 1.  
FIG. 6 is a top view of the carabiner shown in FIG. 1; and, FIG. 7 is a bottom view of the carabiner shown in FIG. 1.  
The ornamental design which is claimed is shown in solid lines in the drawings. The broken lines in the drawings are for illustrative purposes only and form no part of the claimed design. A vial as disclosed in U.S. patent No. D423,302 (Vial for Storing and Dispensing Films issued Apr. 25, 2000 and incorporated by reference herein) is shown provided in a receptacle of the carabiner.

**1 Claim, 2 Drawing Sheets**



# US D505,257 S

Page 2

---

## U.S. PATENT DOCUMENTS

D375,252 S	*	11/1996	Serra Fabregas .....	D8/356	D457,308 S	*	5/2002	Infanti .....	D3/218
D393,490 S	*	4/1998	Burch .....	D20/43	D465,723 S	*	11/2002	Kelleghan .....	D8/356
D404,948 S	*	2/1999	Yemini .....	D6/525	D467,068 S	*	12/2002	Lewis et al. ....	D3/215
5,878,834 A	*	3/1999	Brainerd et al. ....	182/3	D470,393 S	*	2/2003	Kelleghan .....	D8/356
5,911,396 A	*	6/1999	Bireley .....	248/340	D475,276 S	*	6/2003	Kelleghan .....	D8/356
D419,350 S	*	1/2000	Baron .....	D6/553	6,606,769 B1	*	8/2003	Harris .....	24/599.2
D426,041 S	*	5/2000	Boghossian .....	D34/6	D488,707 S	*	4/2004	Shaljian .....	D8/356
D431,775 S	*	10/2000	Plattner et al. ....	D9/415	D494,793 S	*	8/2004	Winkleman .....	D6/525
D447,721 S	*	9/2001	Teabo .....	D11/216	D494,794 S	*	8/2004	Winkleman .....	D6/525

\* cited by examiner

FIG. 1





FIG. 2

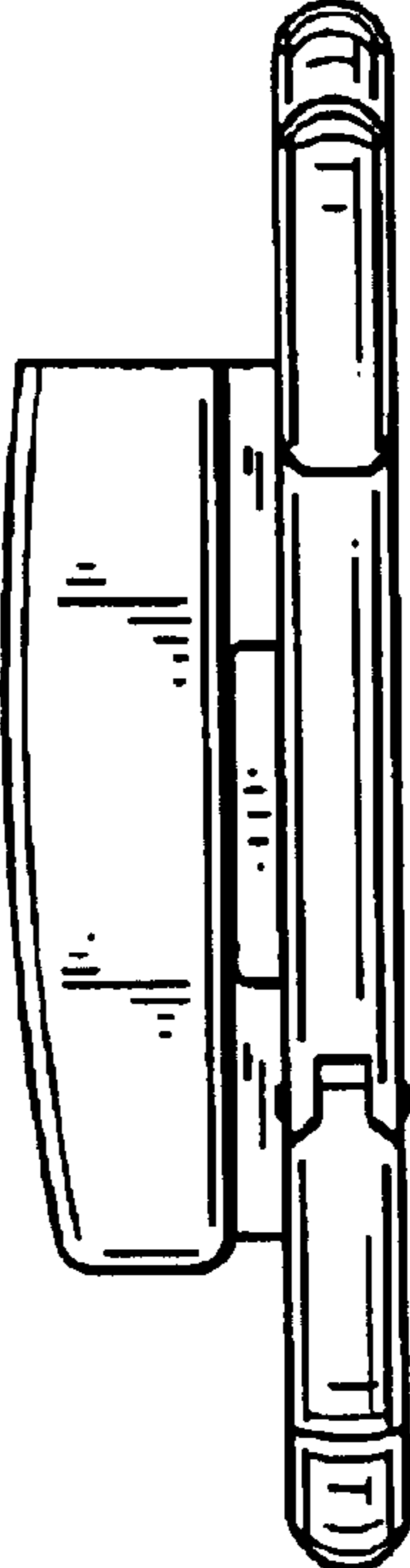


FIG. 3

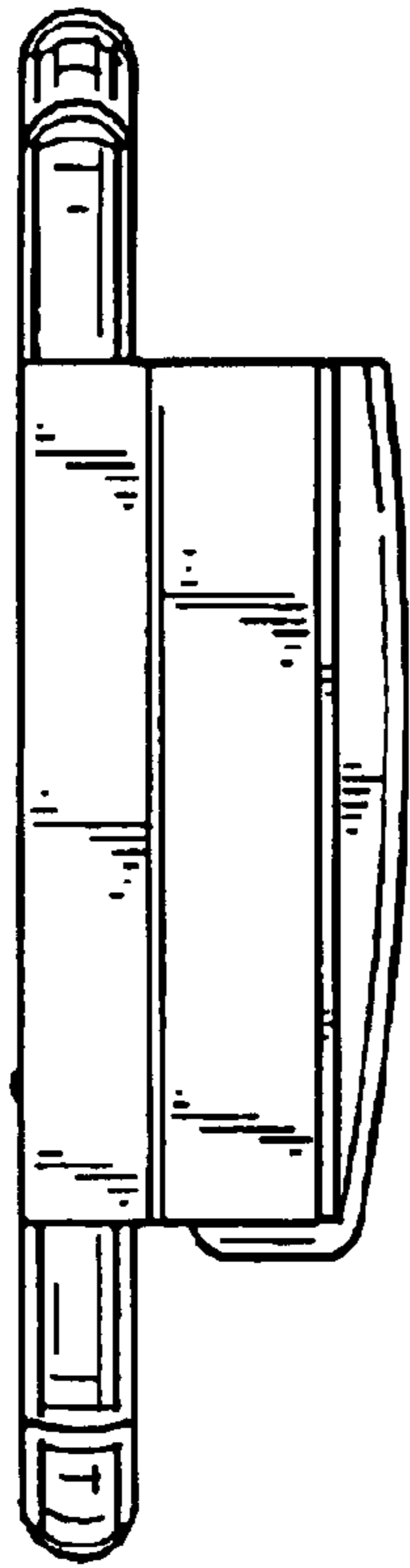


FIG. 4




FIG. 5

FIG. 6




FIG. 7

