



US00D505254S

(12) **United States Design Patent** (10) **Patent No.:** **US D505,254 S**  
**Link** (45) **Date of Patent:** **\*\* May 24, 2005**

(54) **PORTION OF A SHOE UPPER**  
 (75) Inventor: **Kenneth Link**, Portland, OR (US)  
 (73) Assignee: **Nike, Inc.**, Beaverton, OR (US)  
 (\*\*) Term: **14 Years**

D488,917 S 4/2004 Koo  
 D490,230 S \* 5/2004 Mervar ..... D2/972  
 D490,604 S \* 6/2004 Cooper ..... D2/972  
 D494,356 S \* 8/2004 Cooper ..... D2/972  
 D494,752 S \* 8/2004 Adams et al. .... D2/969  
 D498,579 S \* 11/2004 Lemaster ..... D2/972

(21) Appl. No.: **29/209,017**  
 (22) Filed: **Jul. 12, 2004**  
 (51) **LOC (7) Cl.** ..... **02-99**  
 (52) **U.S. Cl.** ..... **D2/972**  
 (58) **Field of Search** ..... D2/896, 902, 907,  
 D2/908, 943-945, 969, 972-974; 36/45,  
 50.1, 77 M, 77 R, 83, 88, 113, 114, 126-130

**OTHER PUBLICATIONS**

Nike Athletic Footwear Catalog, p. 13, 1985.  
 Nike Footwear Catalog, Spring 1989, p. 140, published Jun. 1988.  
 Nike Footwear Catalog, Fall 1996, p. 26, published Dec. 1995.

\* cited by examiner

*Primary Examiner*—Dominic Simone  
 (74) *Attorney, Agent, or Firm*—Banner & Witcoff, Ltd.

(56) **References Cited**

**U.S. PATENT DOCUMENTS**

D226,461 S \* 3/1973 Nelson ..... D2/907  
 D281,285 S 11/1985 Campbell et al.  
 D287,422 S 12/1986 MacGregor et al.  
 D297,184 S 8/1988 Tong  
 D315,054 S 3/1991 Hatfield  
 D322,880 S 1/1992 Smith, III  
 D326,764 S 6/1992 Earle  
 D327,567 S 7/1992 Nakao  
 D332,174 S 1/1993 Earle  
 D332,520 S 1/1993 Kittle  
 D337,872 S 8/1993 Bevier  
 D338,097 S 8/1993 Tonkel  
 D342,603 S 12/1993 Adams et al.  
 D348,978 S 7/1994 Avar  
 D356,884 S 4/1995 Ho  
 D386,891 S 12/1997 Rotches  
 D400,698 S 11/1998 Koh  
 D407,202 S \* 3/1999 Cass ..... D2/972  
 D409,368 S \* 5/1999 Clarke ..... D2/972

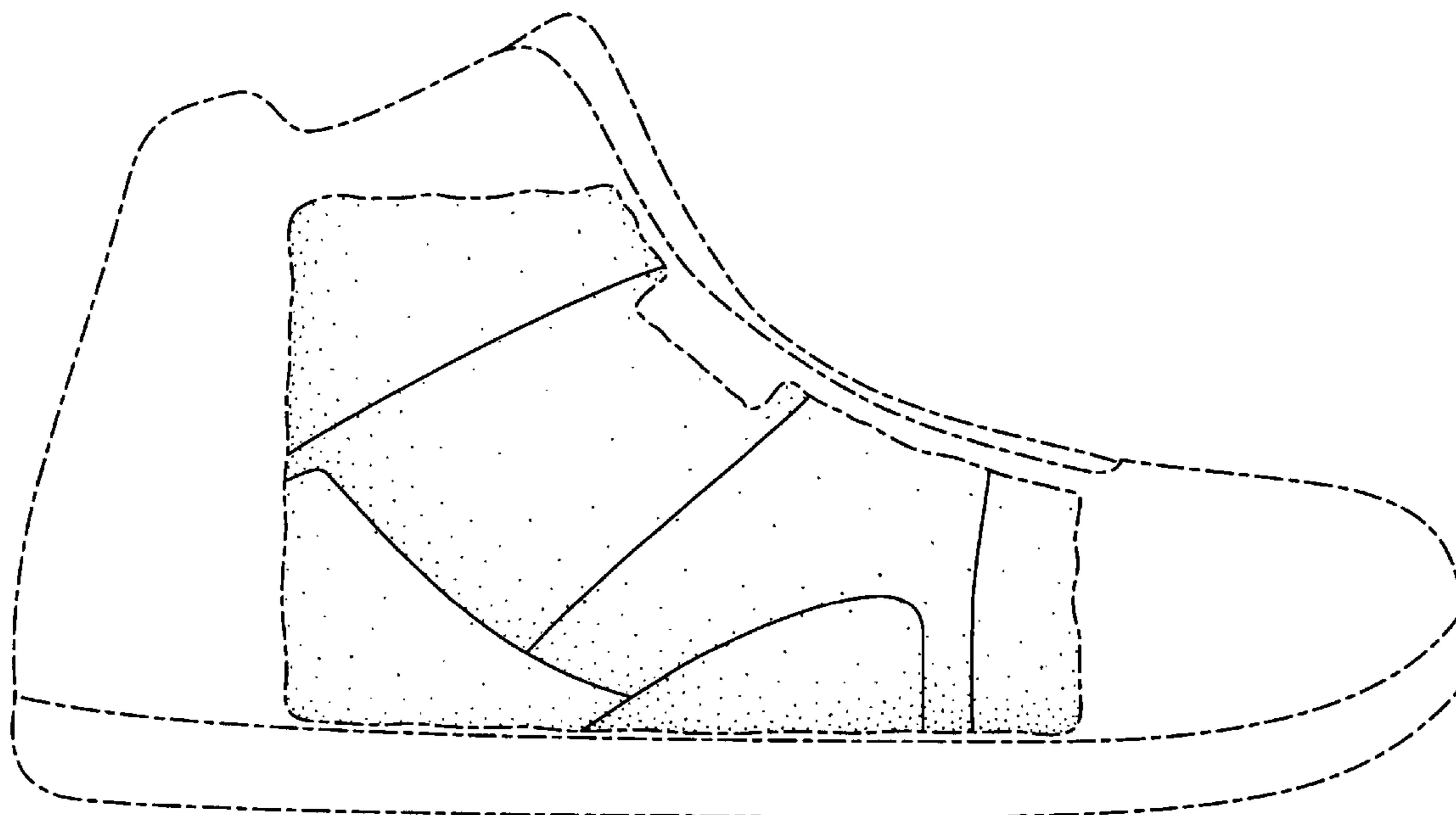
(57) **CLAIM**

The ornamental design for a portion of a shoe upper, as shown and described.

**DESCRIPTION**

FIG. 1 is a front perspective view of a portion of a shoe upper showing my new design;  
 FIG. 2 is a side elevational view thereof;  
 FIG. 3 is a rear perspective view thereof;  
 FIG. 4 is a top plan view thereof; and,  
 FIG. 5 is a front elevational view thereof.  
 The uneven broken line immediately adjacent to the shaded area represents an unclaimed boundary of the design. The uneven broken line showing of the remainder of the shoe is for illustrative purposes only and forms no part of the claimed design.

**1 Claim, 5 Drawing Sheets**



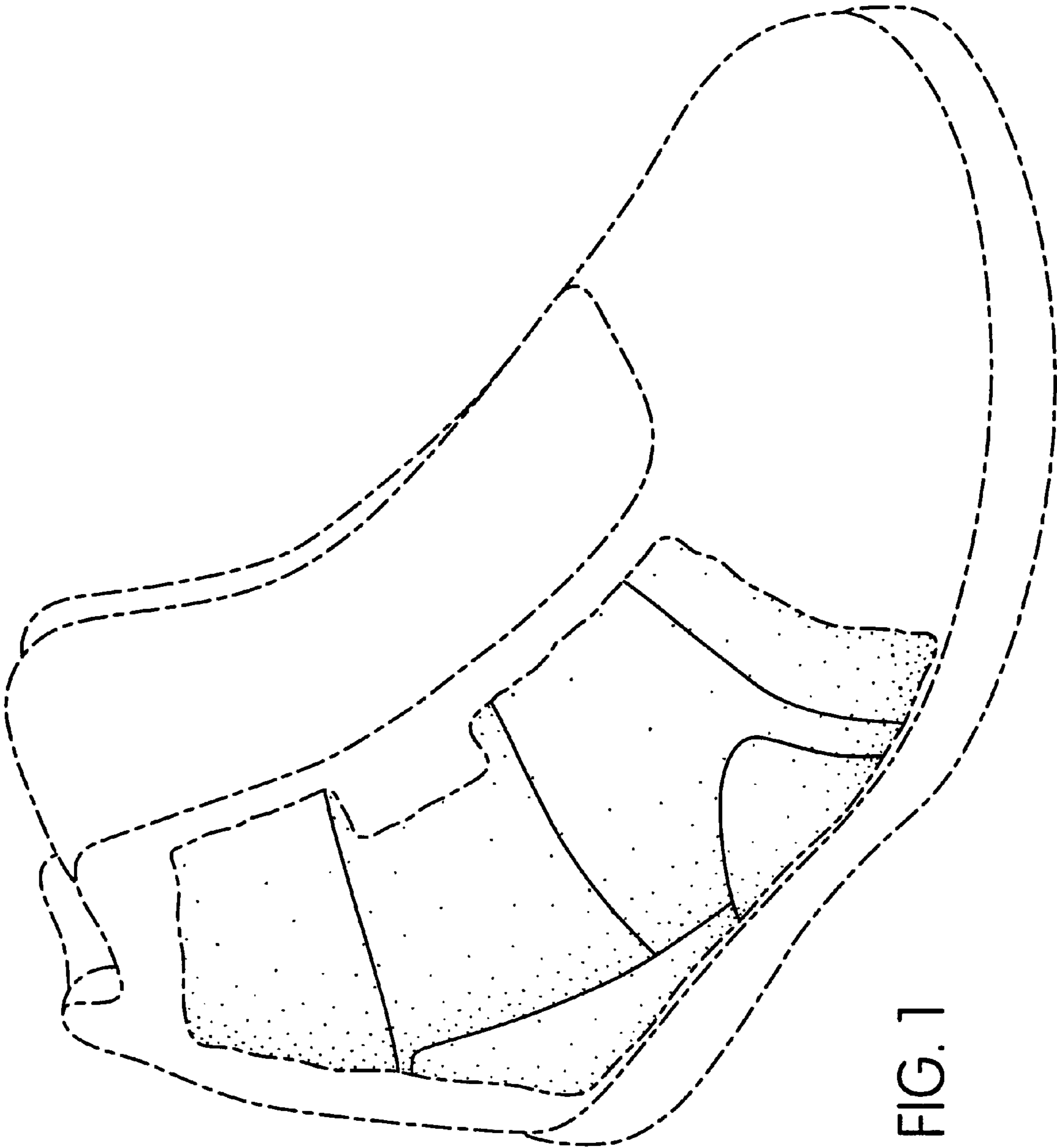


FIG. 1

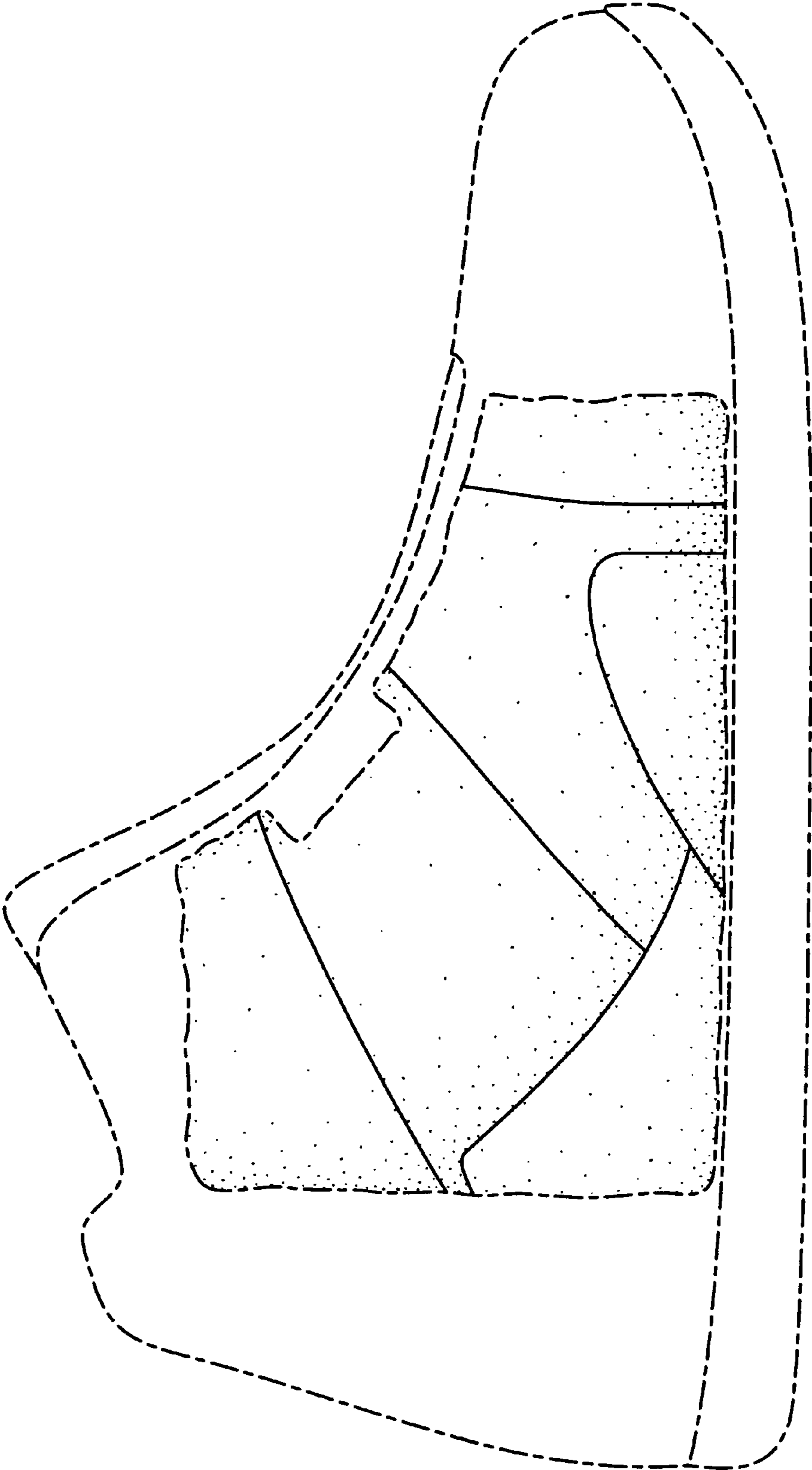


FIG. 2

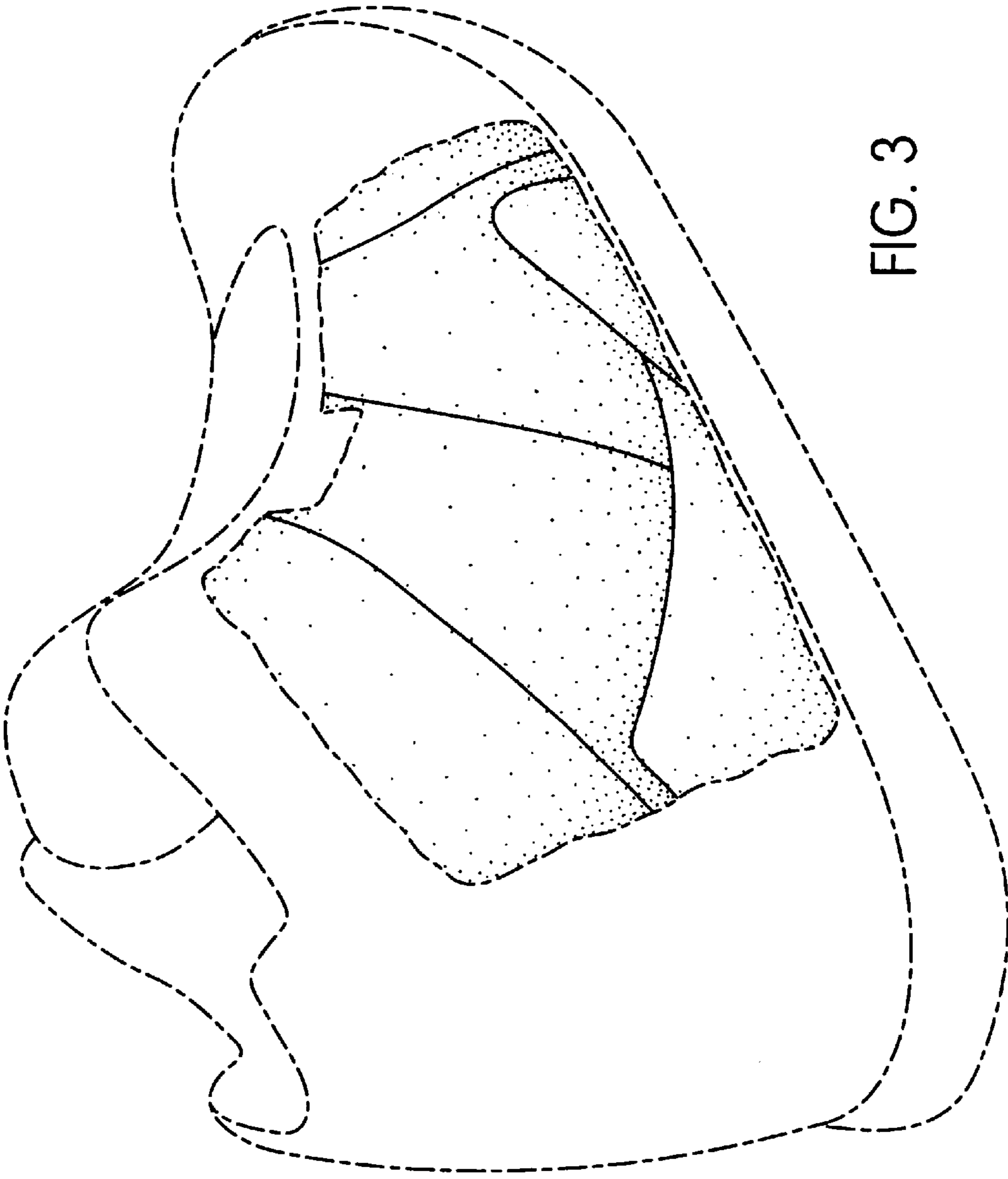


FIG. 3

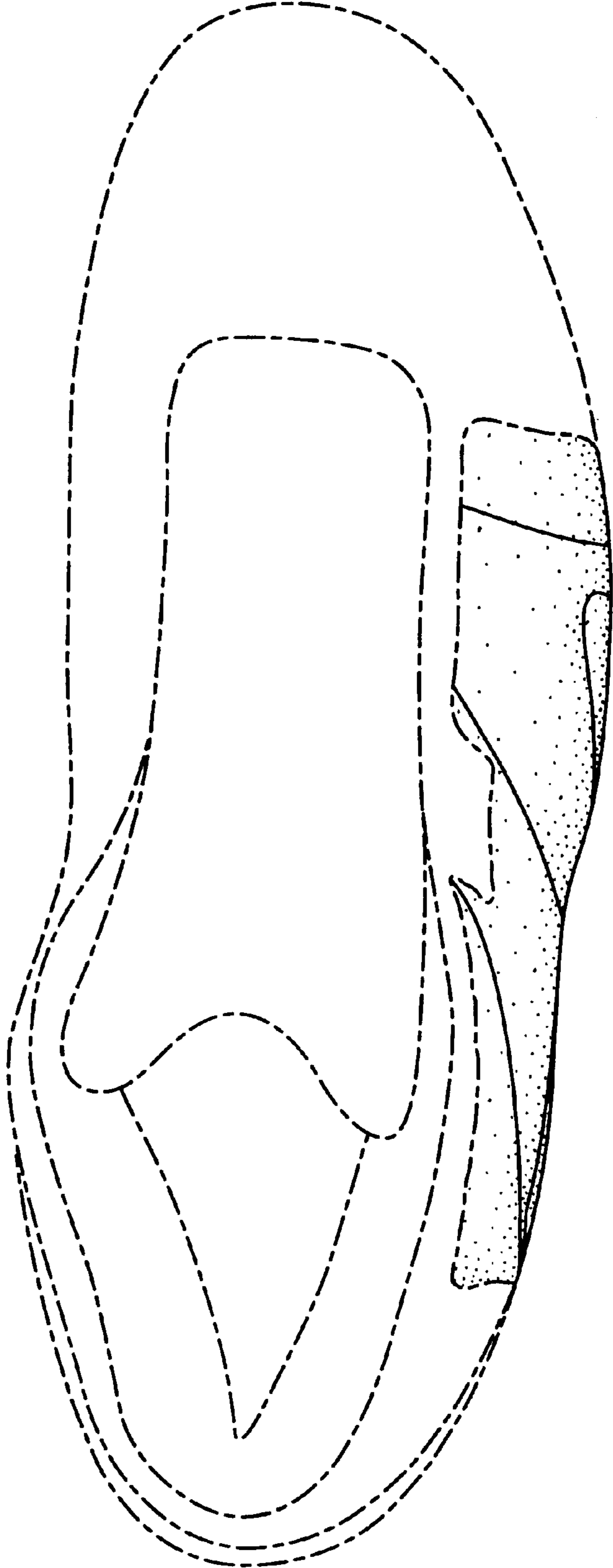


FIG. 4

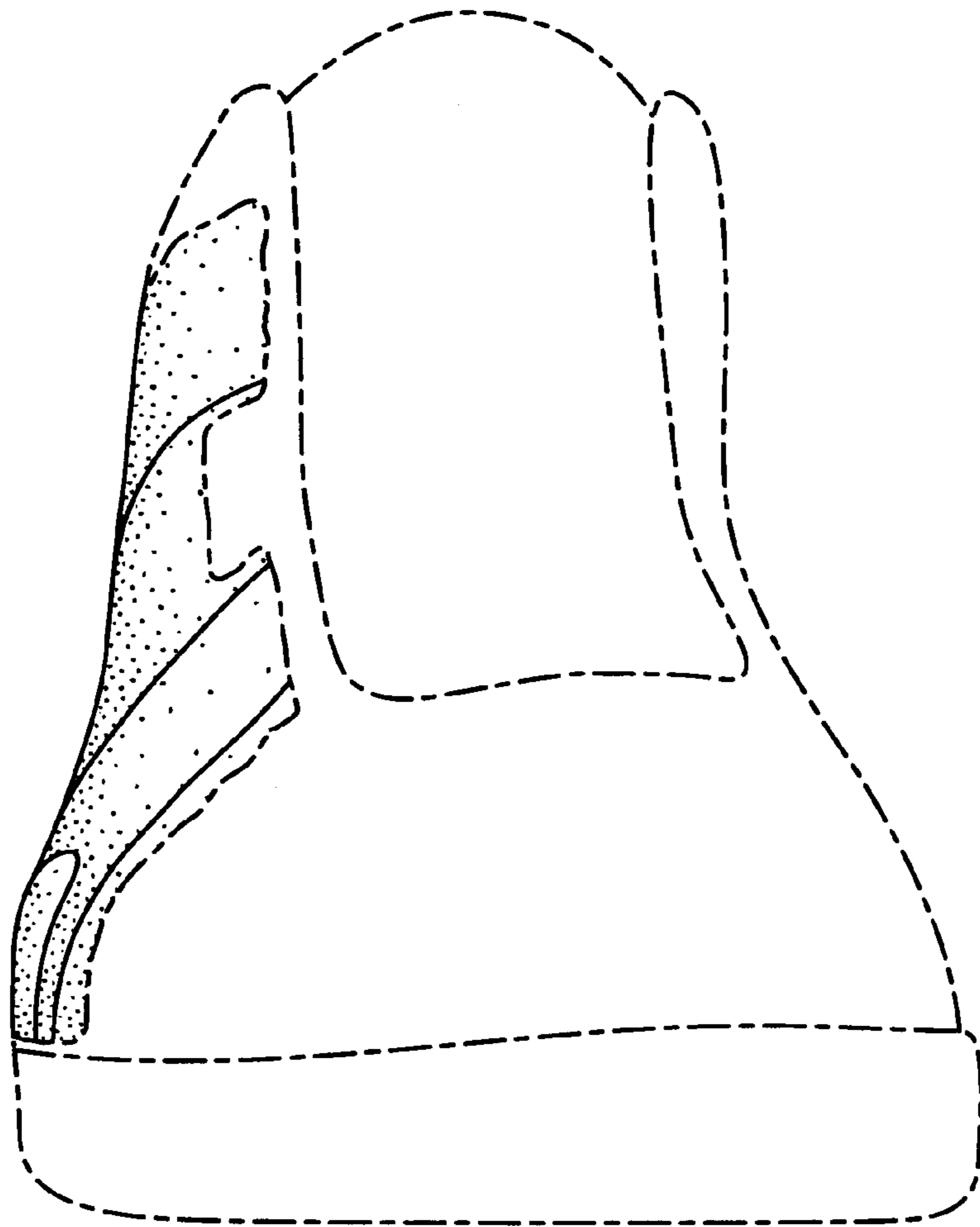


FIG. 5