



US00D505253S

(12) **United States Design Patent** (10) **Patent No.:** **US D505,253 S**
Rask (45) **Date of Patent:** **** May 24, 2005**

(54) **SIDE ELEMENT OF A SHOE UPPER**

- (75) Inventor: **Matthew Najeeb Rask**, Portland, OR (US)
(73) Assignee: **Nike, Inc.**, Beaverton, OR (US)
(**) Term: **14 Years**
(21) Appl. No.: **29/207,785**
(22) Filed: **Jun. 18, 2004**
(51) **LOC (7) Cl.** **02-99**
(52) **U.S. Cl.** **D2/972**
(58) **Field of Search** D2/902, 907, 908, D2/943, 944, 969, 972-973, 977; 36/45, 50.1, 77 M, 77 R, 83, 88, 113, 114, 126-130

(56) **References Cited**

U.S. PATENT DOCUMENTS

D94,638 S	2/1935	Sritter	
2,143,556 A	1/1939	Hodaly	
D283,364 S	4/1986	Gamm	
D295,576 S	5/1988	Selbiger	
4,817,303 A	4/1989	Selbiger	
D348,977 S	7/1994	Koh	
D351,275 S	10/1994	Hatfield et al.	
D358,021 S	5/1995	Vestuti	
5,463,822 A	11/1995	Miller	
D373,460 S	* 9/1996	Crowley	D2/969
D379,032 S	5/1997	Horn	
D392,456 S	* 3/1998	Yun	D2/972
5,806,208 A	9/1998	French	
D412,612 S	8/1999	Boyer	
D421,176 S	* 2/2000	Matis et al.	D2/969
6,052,921 A	4/2000	Oreck	
D428,552 S	7/2000	Lupo	
D430,724 S	* 9/2000	Matis et al.	D2/969
6,128,835 A	10/2000	Ritter et al.	
D436,244 S	* 1/2001	James	D2/907
D436,720 S	1/2001	Debiase	
6,286,233 B1	9/2001	Gaither	
D475,189 S	6/2003	Laberge et al.	
D477,456 S	* 7/2003	Burg et al.	D2/969
D481,530 S	11/2003	Hillyer	

OTHER PUBLICATIONS

- “Nike Footwear Catalog,” Fall 1992, published Dec. 1991 (p. W109), Beaverton Oregon.
“Nike Footwear Catalog,” Fall 1992, published Dec. 1991 (p. W111), Beaverton Oregon.
“Nike Footwear Catalog,” Spring 1997, published Jun. 1996 (p. M11), Beaverton Oregon.
“Nike Footwear Catalog,” Apr. 1999, published Jun. 1998 (p. M59), Beaverton Oregon.
“Nike Footwear Catalog,” Holiday 1999, published Mar. 1999 (p. M17), Beaverton Oregon.
“Nike Footwear Catalog,” Fall 2000, published Nov. 1999 (p. W61), Beaverton Oregon.
“Nike Footwear Catalog,” Holiday 2004, published Mar. 2004 (p. M48), Beaverton Oregon.

* cited by examiner

Primary Examiner—Dominic Smone
(74) *Attorney, Agent, or Firm*—TraskBritt

(57) **CLAIM**

The ornamental design for a side element of a shoe upper, as shown and described.

DESCRIPTION

FIG. 1 is a perspective view of a side element of a shoe upper showing my new design;
FIG. 2 is a side view of the side element of a shoe upper shown in FIG. 1;
FIG. 3 is a front view of the side element of a shoe upper shown in FIG. 1;
FIG. 4 is a rear view of the side element of a shoe upper shown in FIG. 1; and,
FIG. 5 is a top view of the side element of a shoe upper shown in FIG. 1.
The uneven broken line(s) immediately adjacent to the shaded area(s) represent(s) the bounds of the claimed design. All other uneven broken lines represent the remaining portion of the shoe. The uneven broken line representations in FIGS. 1-5 are for illustrative purposes only and form no part of the claimed design.

1 Claim, 2 Drawing Sheets






FIG. 1




FIG. 2

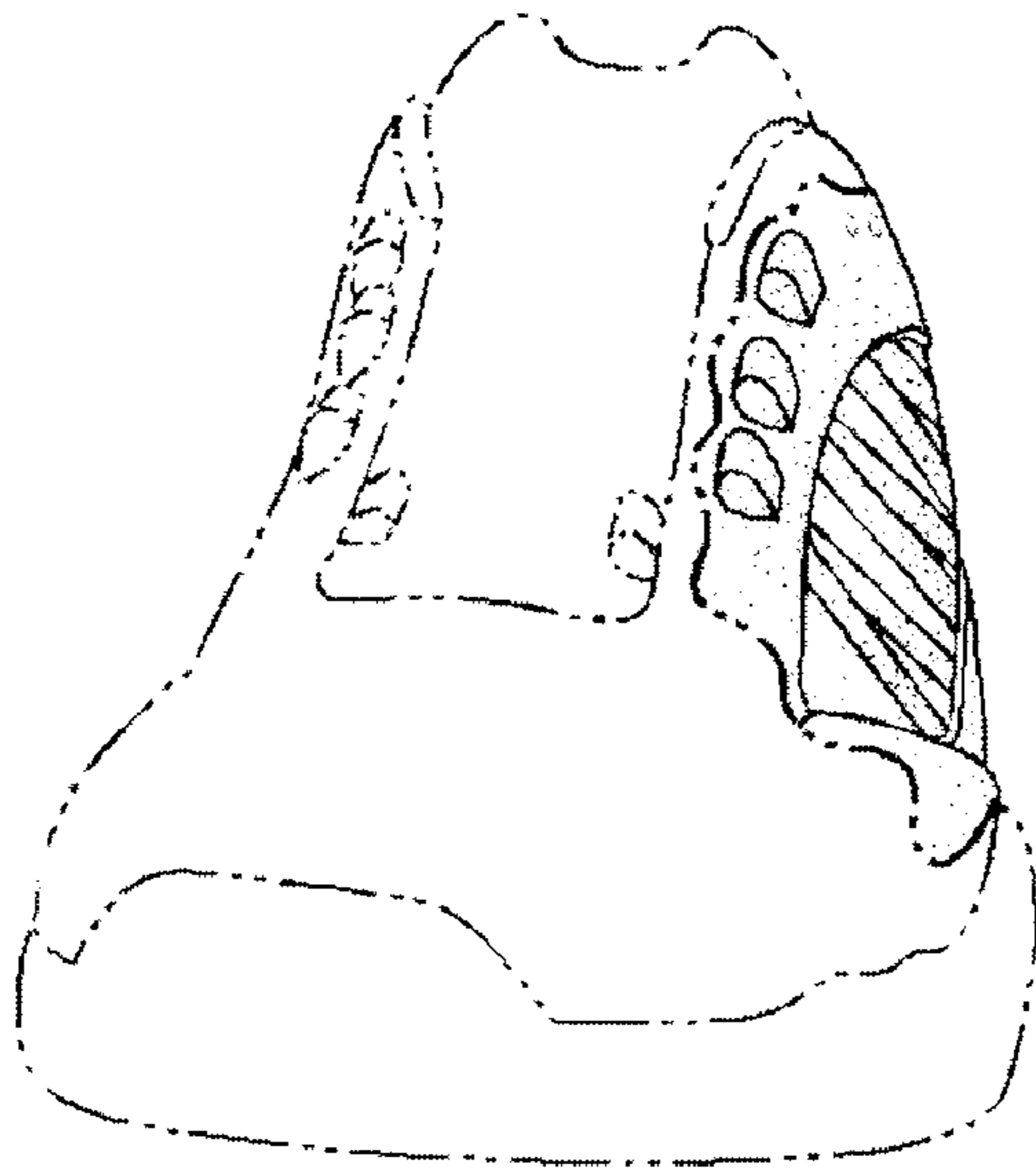


FIG. 3

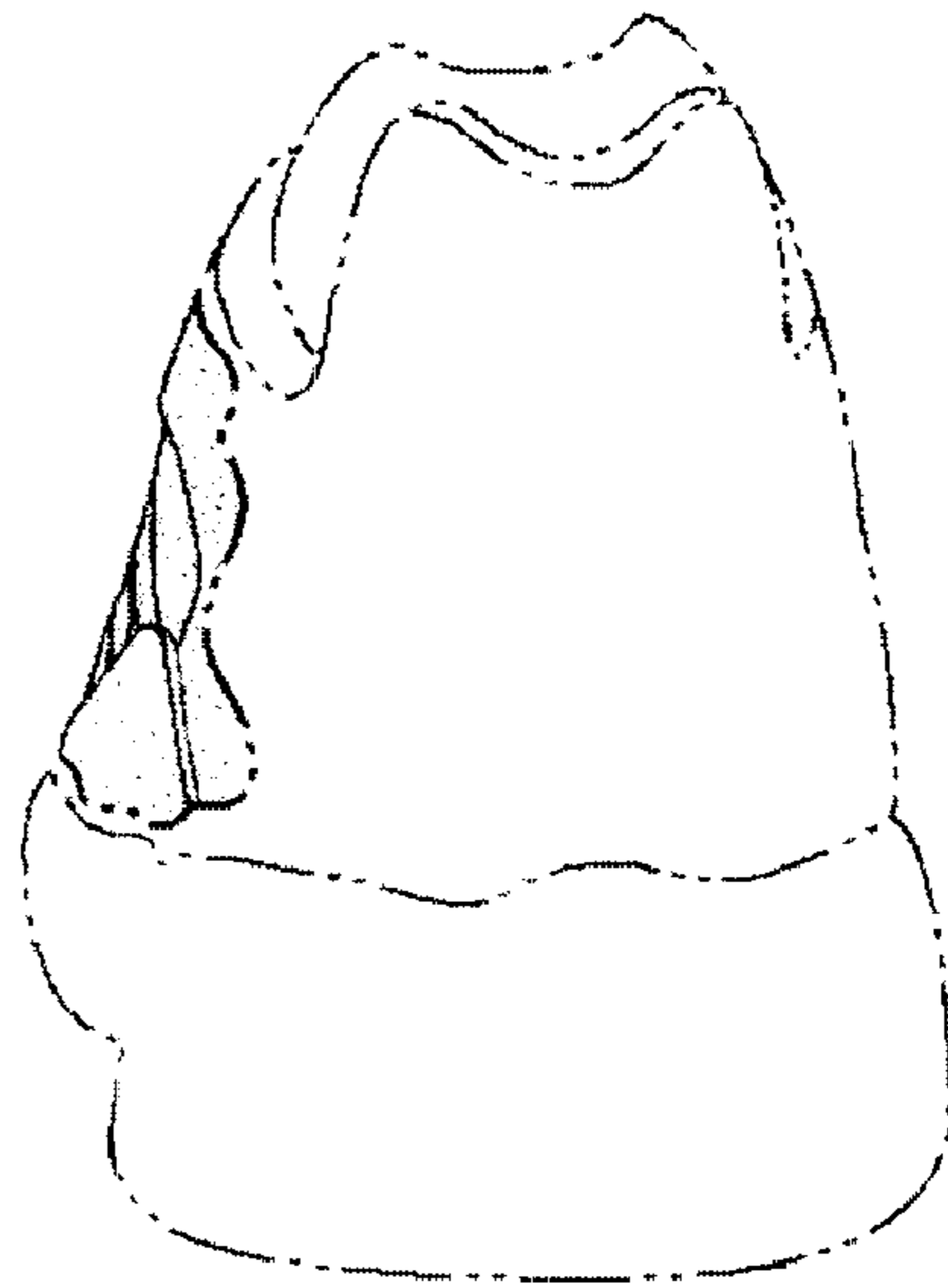


FIG. 4

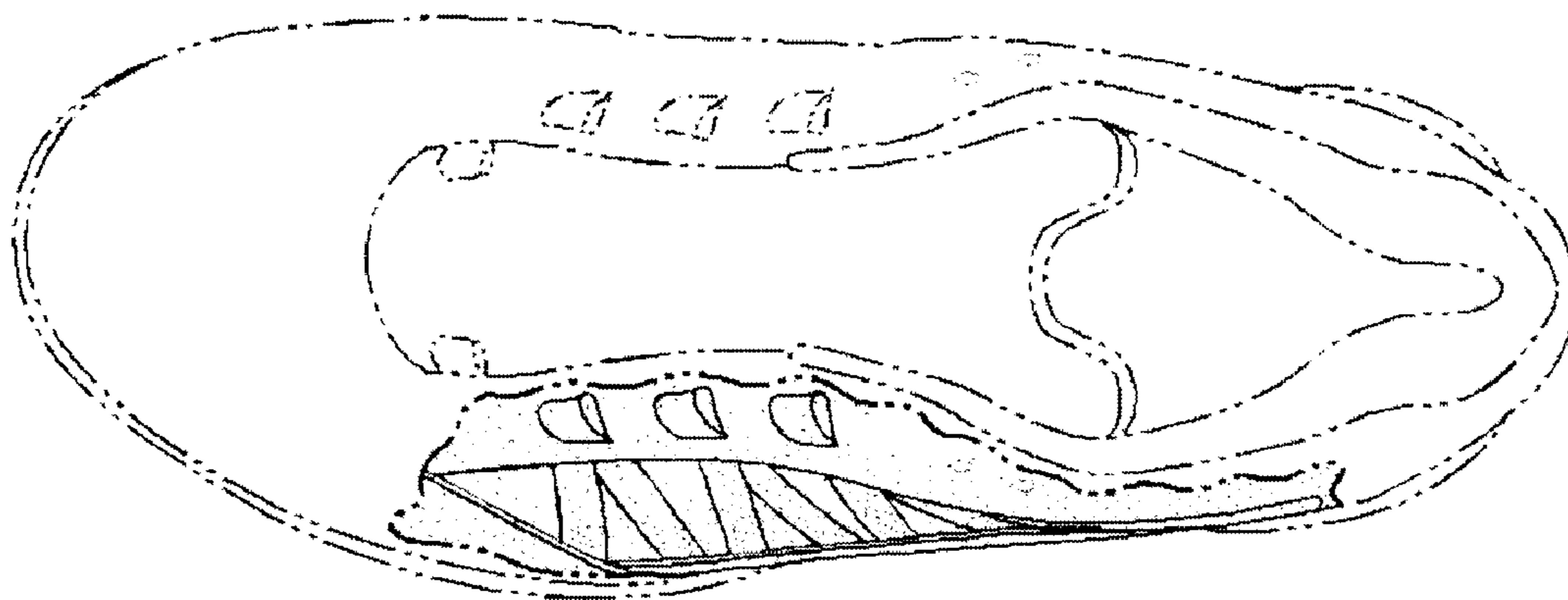


FIG. 5