

US00D505246S

(12) **United States Design Patent**
Lennon

(10) **Patent No.:** **US D505,246 S**

(45) **Date of Patent:** **** May 24, 2005**

(54) **INFANT'S BUSINESS ATTIRE BIB**

(76) **Inventor:** **Charlotte Lennon**, 1 Hale Dr., Newark, DE (US) 19702

(**) **Term:** **14 Years**

(21) **Appl. No.:** **29/197,662**

(22) **Filed:** **Jan. 16, 2004**

(51) **LOC (7) Cl.** **02-02**

(52) **U.S. Cl.** **D2/862; D2/860; D2/861**

(58) **Field of Search** **D2/860-864, 717, D2/725, 753, 854; 2/46, 49.1, 49.5, 52**

(56) **References Cited**

U.S. PATENT DOCUMENTS

D92,536 S	*	6/1934	Hirschfeld	D2/854
D197,115 S	*	12/1963	Clayfield	D2/862
D202,256 S	*	9/1965	Moran, Jr.	D2/854
3,230,547 A	*	1/1966	Moran, Jr.	2/119
D225,696 S	*	1/1973	Geiger	D2/862
D290,421 S	*	6/1987	McNally et al.	D2/863
D297,583 S	*	9/1988	Hall	D2/862
D316,473 S	*	4/1991	Weidman et al.	D2/841
5,208,917 A	*	5/1993	Acenbrack	2/113
D349,181 S	*	8/1994	Cheng	D2/842
D351,051 S	*	10/1994	Pearson et al.	D29/101.1
D486,026 S	*	2/2004	Wong	D6/595

* cited by examiner

Primary Examiner—Celia A. Murphy

(74) *Attorney, Agent, or Firm*—Stradley Ronon Stevens & Young, LLP

(57) **CLAIM**

The ornamental design for an infant's business attire bib, as shown and described.

DESCRIPTION

FIG. 1 is a perspective view of an infant's business attire bib shown in the position of use. The broken line showing an infant illustrating the environment in which the bib will be used, and forming no part of the claim;

FIG. 2 is a front perspective view thereof, shown flattened; FIG. 3 is a front perspective view of FIG. 2 shown with the necktie unsecured;

FIG. 4 is a front elevational view of FIG. 2;

FIG. 5 is a rear elevational view of FIG. 2;

FIG. 6 is a top plan view of FIG. 2;

FIG. 7 is a bottom plan view of FIG. 2;

FIG. 8 is a right side elevational view of FIG. 2; and,

FIG. 9 is a left side elevational view of FIG. 2.

The broken lines shown on the surface of the article throughout the views are understood to represent stitching.

1 Claim, 5 Drawing Sheets

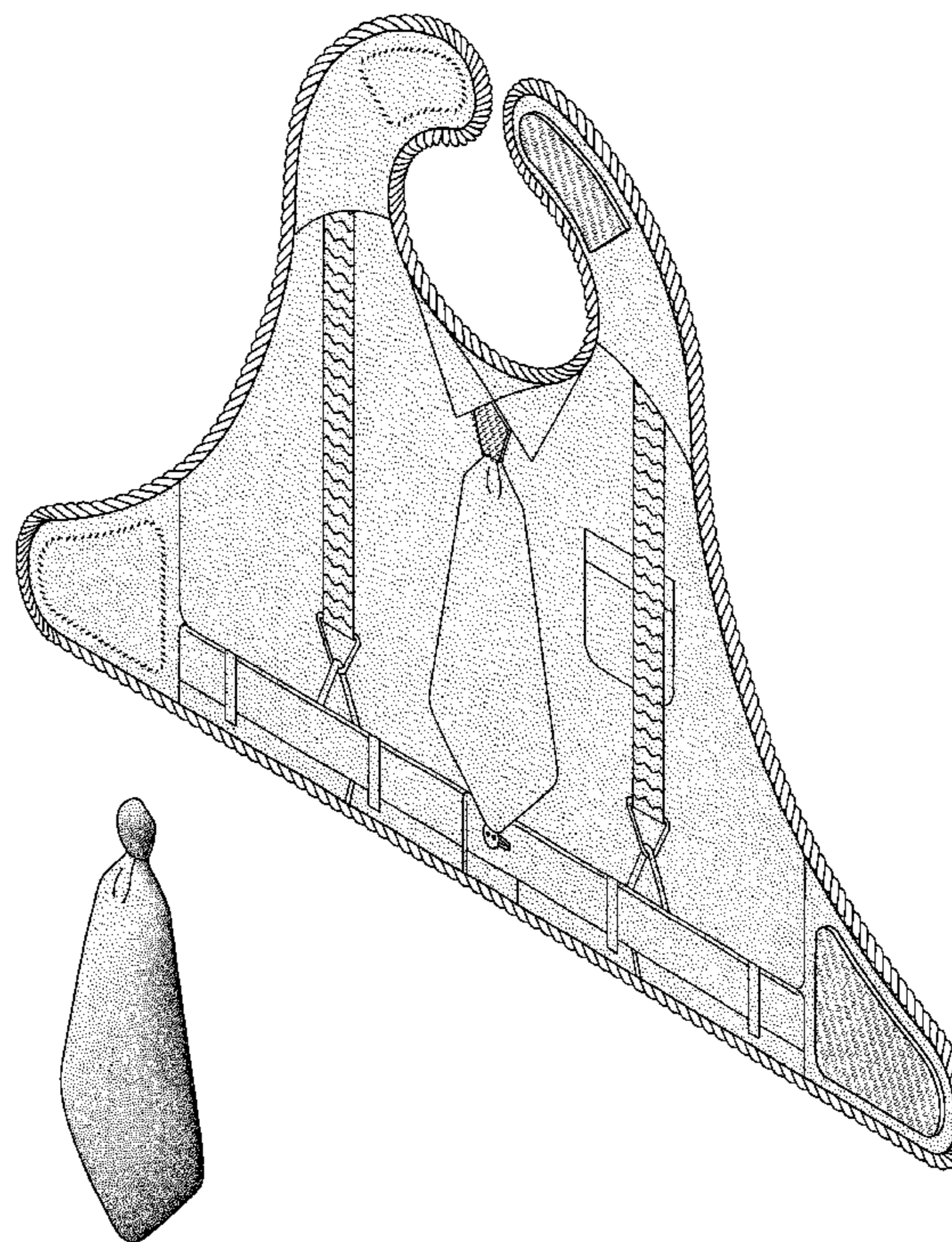




FIG. 1

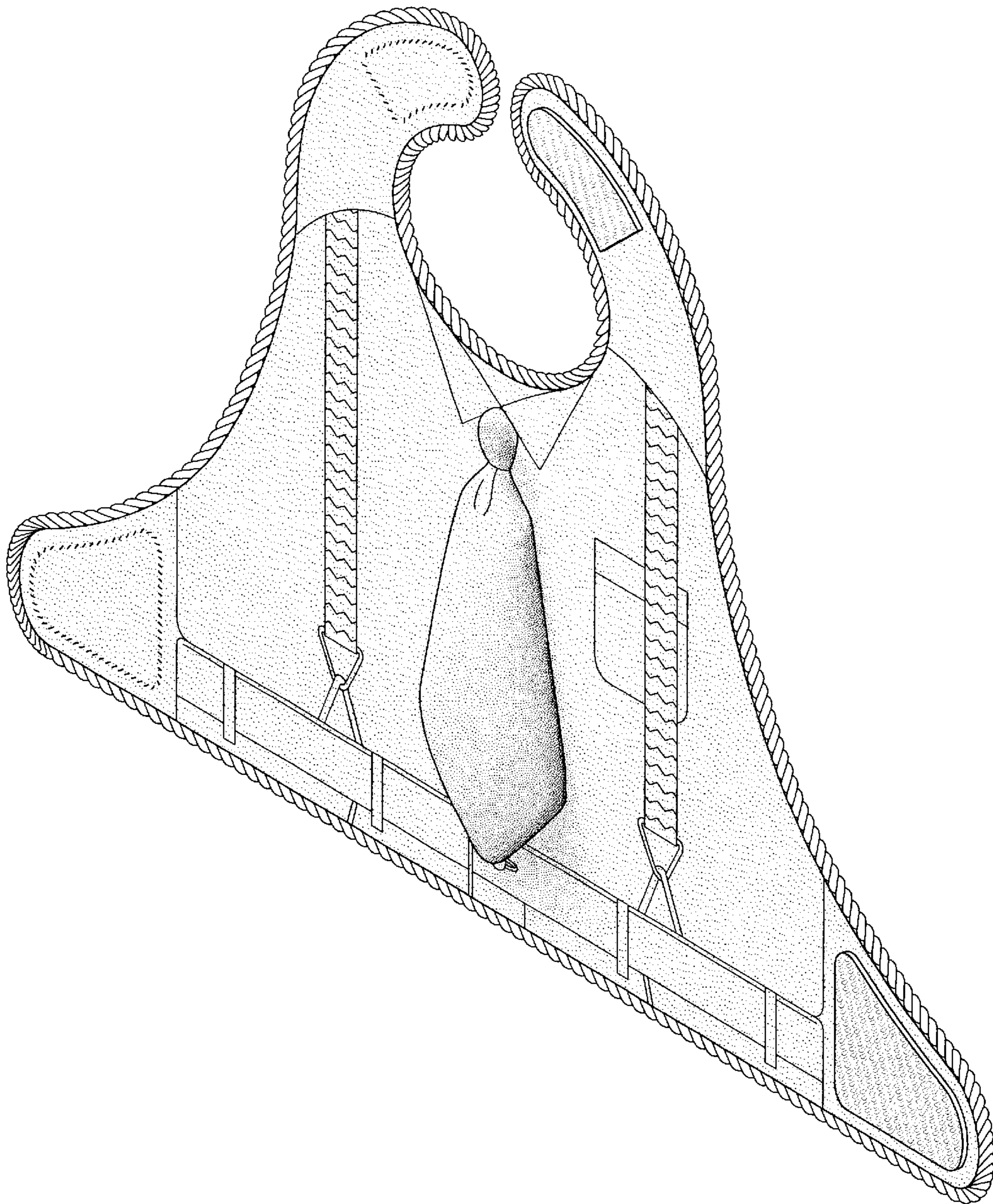


FIG. 2

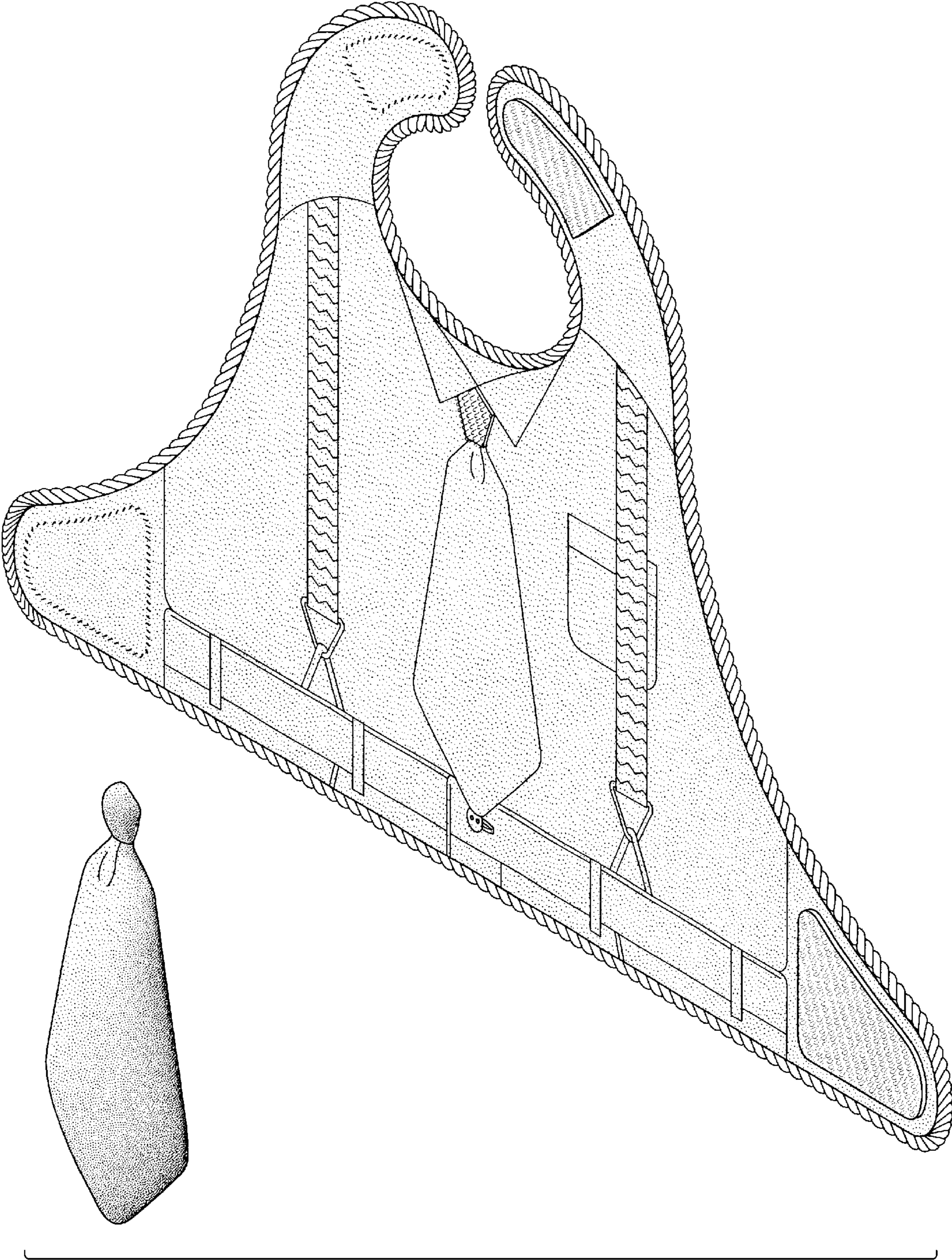


FIG. 3

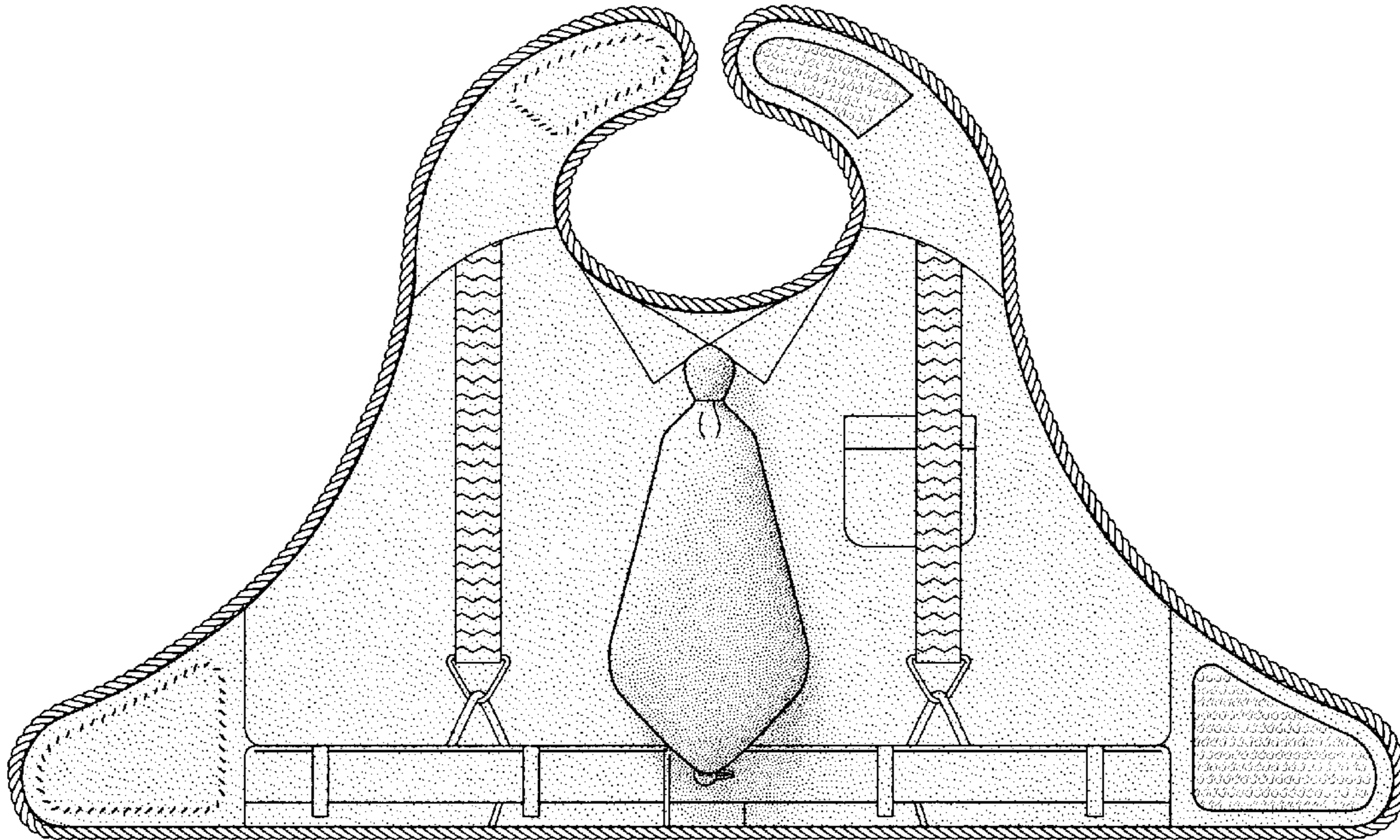


FIG. 4

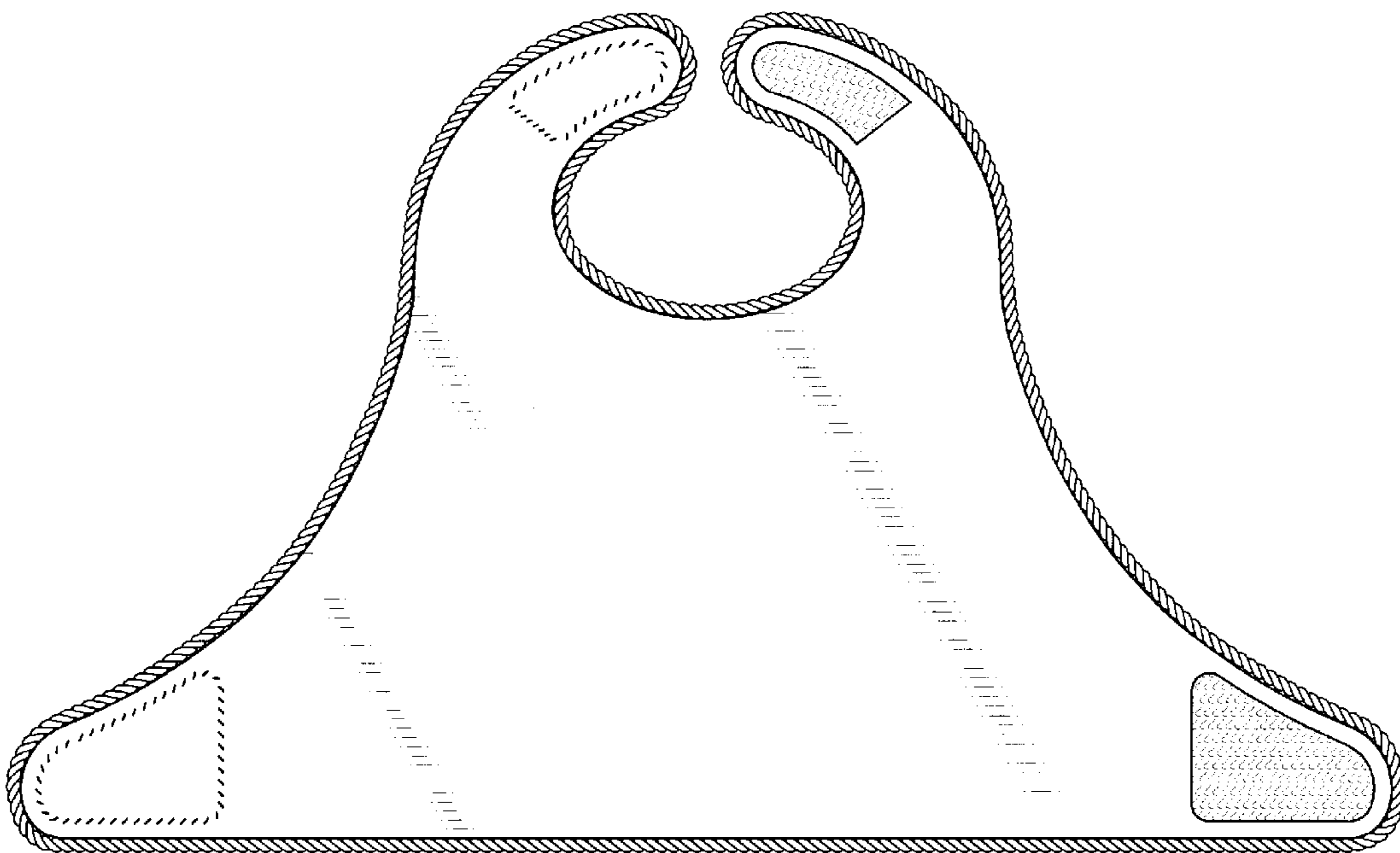


FIG. 5



FIG. 6



FIG. 7



FIG. 8



FIG. 9