



US00D505245S

(12) **United States Design Patent**
Lennon

(10) **Patent No.:** **US D505,245 S**
(45) **Date of Patent:** **** May 24, 2005**

(54) **INFANT'S EVENING GOWN BIB**

(76) Inventor: **Charlotte Lennon**, 1 Hale Dr., Newark,
DE (US) 19702

(**) Term: **14 Years**

(21) Appl. No.: **29/197,629**

(22) Filed: **Jan. 16, 2004**

(51) **LOC (7) Cl.** **02-02**

(52) **U.S. Cl.** **D2/862; D2/860; D2/861**

(58) **Field of Search** **D2/860-864, 717,**
D2/725, 753, 854; 2/46, 49.1, 49.5, 52

(56) **References Cited**

U.S. PATENT DOCUMENTS

D19,687 S	*	3/1890	Haas	D2/854
559,425 A	*	5/1896	Weissman	2/115
D94,633 S	*	2/1935	Quinn	D2/862
2,163,857 A	*	6/1939	Smith	2/102
2,414,590 A	*	1/1947	Folb	450/45
D197,115 S	*	12/1963	Clayfield	D2/862
D202,256 S	*	9/1965	Moran, Jr.	D2/854
D225,696 S	*	1/1973	Geiger	D2/862
D290,421 S	*	6/1987	McNally et al.	D2/863
5,208,917 A	*	5/1993	Acenbrack	2/113
D364,032 S	*	11/1995	Caley	D2/861
D378,237 S	*	3/1997	McDonald	D2/743

D400,691 S * 11/1998 Cameron D2/863

* cited by examiner

Primary Examiner—Celia A. Murphy

(74) *Attorney, Agent, or Firm*—Stradley Ronon Stevens &
Young, LLP

(57) **CLAIM**

The ornamental design for an infant's evening gown bib, as shown and described.

DESCRIPTION

FIG. 1 is a perspective view of an infant's evening gown bib shown in the position of use. The broken line showing an infant illustrating the environment in which the bib will be used, and forming no part of the claim;

FIG. 2 is a front perspective view thereof, shown flattened; FIG. 3 is a front perspective view of FIG. 2 shown with the bow unsecured;

FIG. 4 is a front elevational view of FIG. 2;

FIG. 5 is a rear elevational view of FIG. 2;

FIG. 6 is a top plan view of FIG. 2;

FIG. 7 is a bottom plan view of FIG. 2;

FIG. 8 is a right side elevational view of FIG. 2; and,

FIG. 9 is a left side elevational view of FIG. 2.

The broken lines shown on the surface of the article throughout the views are understood to represent stitching.

1 Claim, 5 Drawing Sheets

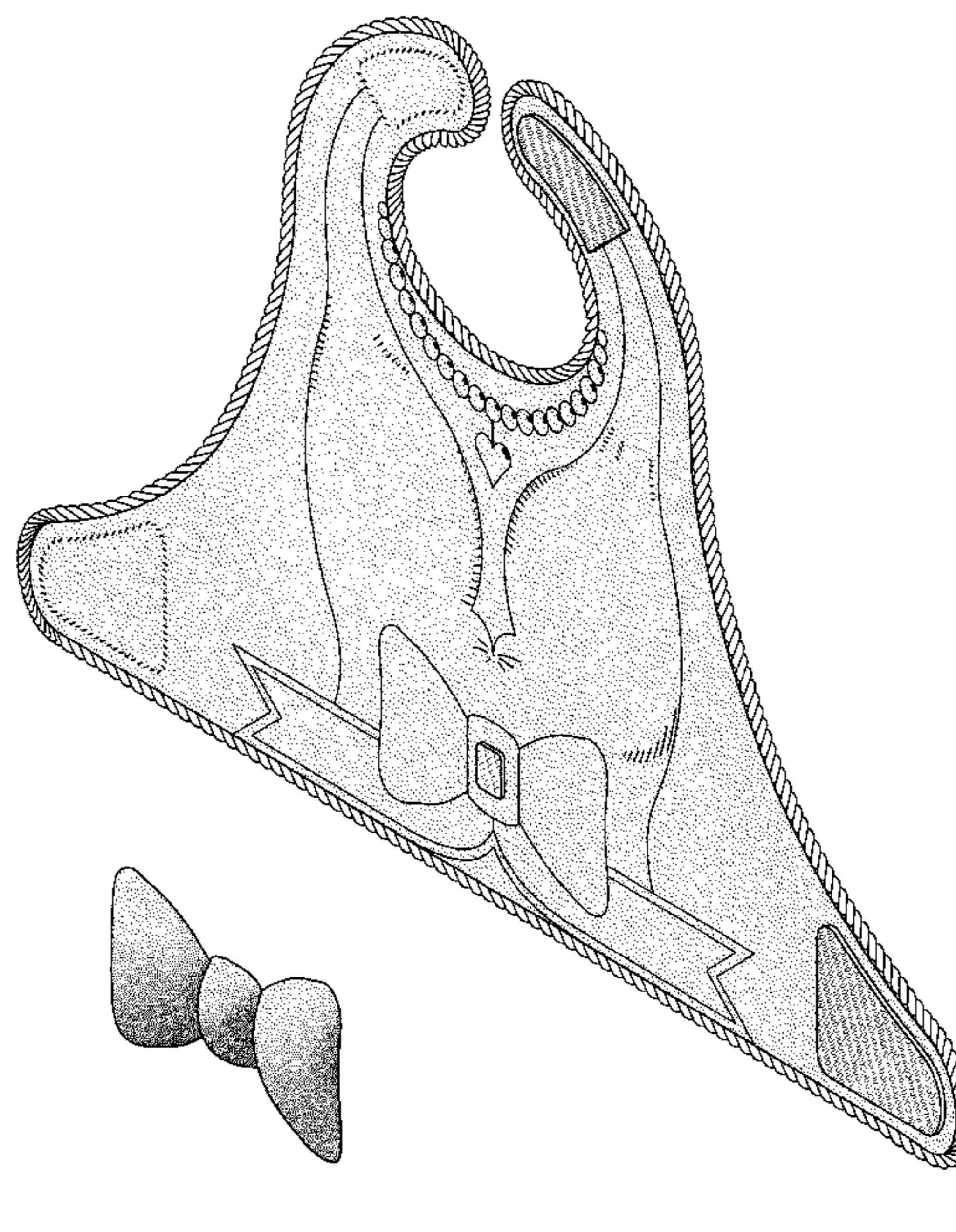




FIG. 1

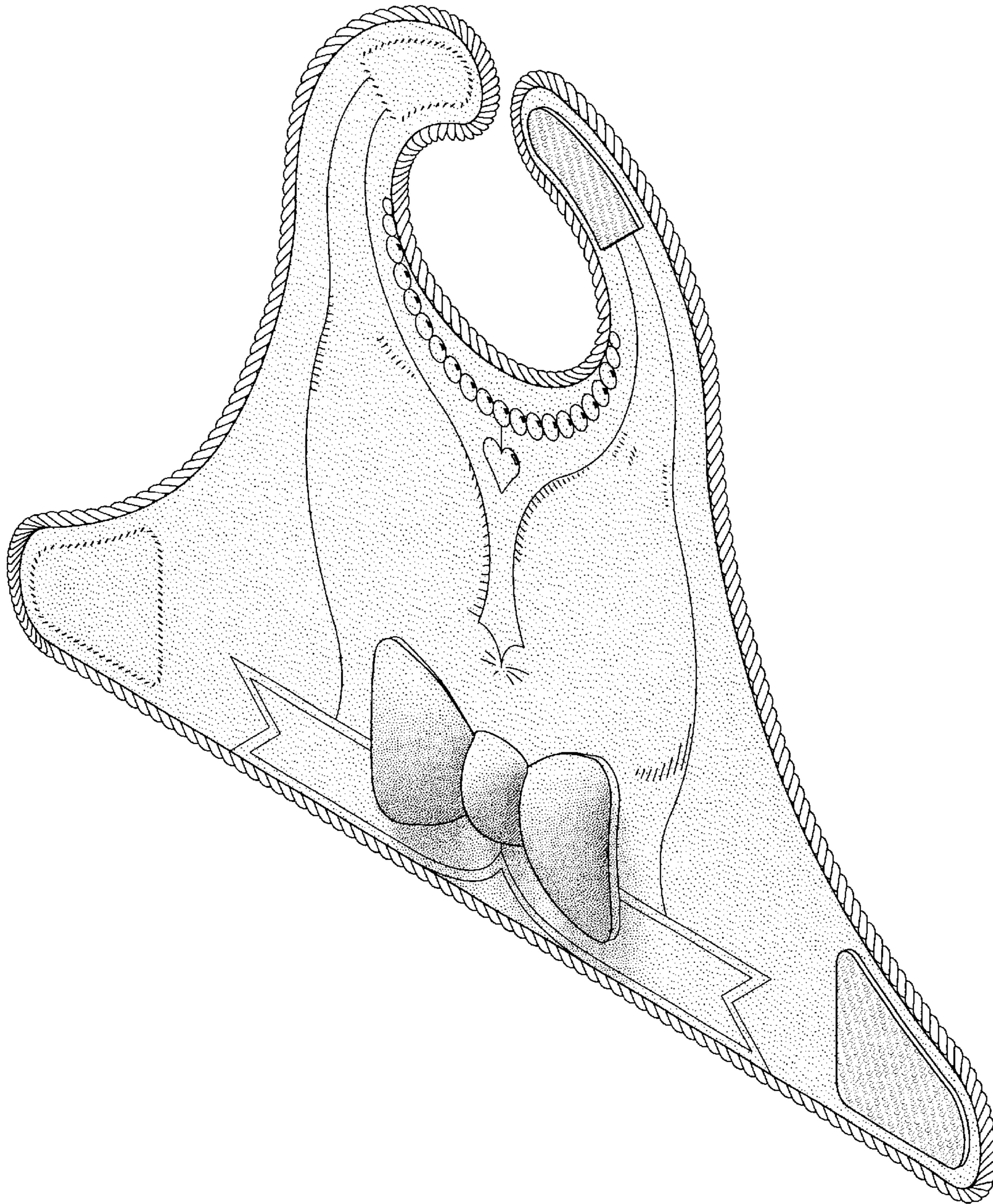


FIG. 2

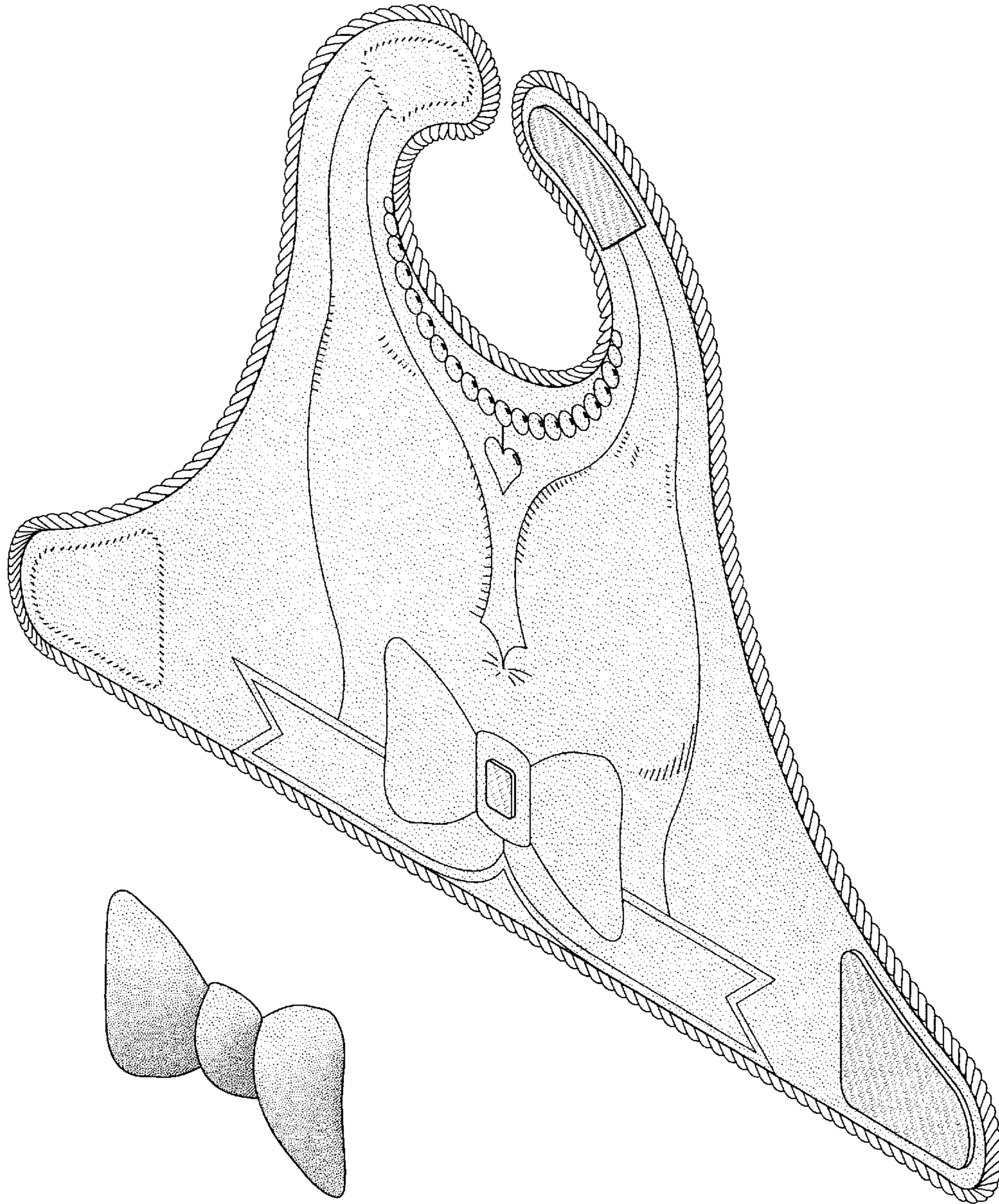


FIG. 3




FIG. 4

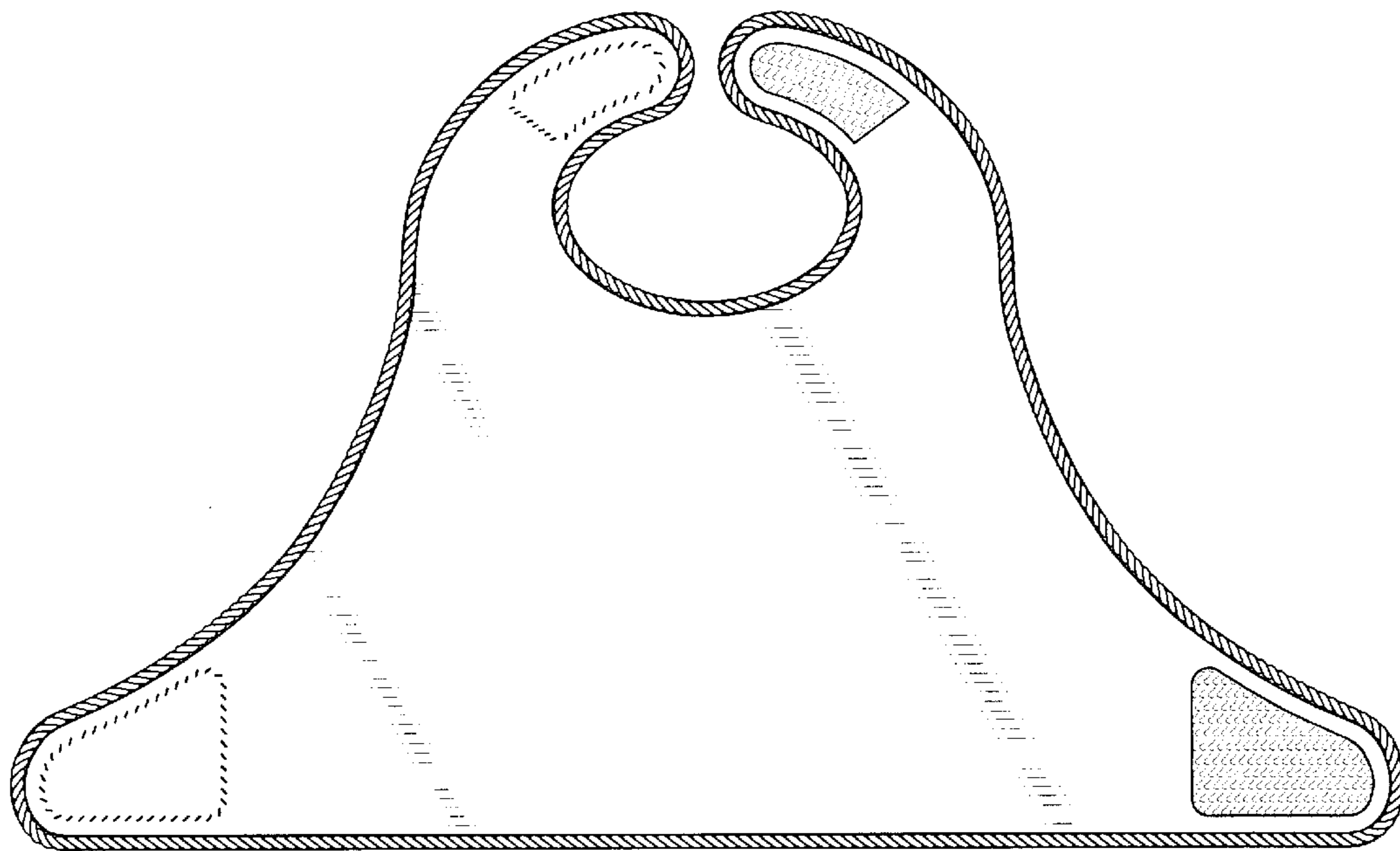


FIG. 5



FIG. 6



FIG. 7

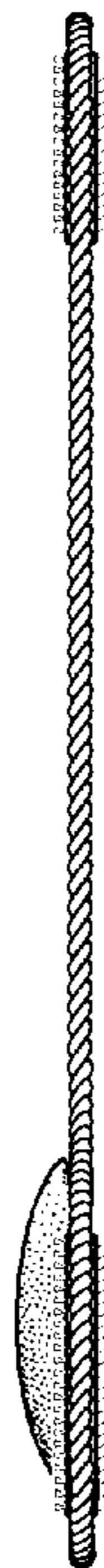


FIG. 8



FIG. 9