

US00D505242S

(12) **United States Design Patent**
McKee et al.

(10) **Patent No.:** **US D505,242 S**
(45) **Date of Patent:** **** May 24, 2005**

(54) **SNACK CHIP**

(75) **Inventors:** **Stephen Edward McKee**, Jackson, TN (US); **Craig Lynn Hailey**, Cincinnati, OH (US); **Henri Theo-Leonie Ruers**, Antwerp (BE); **Michael Joseph Sonny**, Cincinnati, OH (US); **Lori Jean Toman**, Terrace Park, OH (US)

(73) **Assignee:** **The Proctor & Gamble Co.**, Cincinnati, OH (US)

(**) **Term:** **14 Years**

(21) **Appl. No.:** **29/188,416**

(22) **Filed:** **Aug. 18, 2003**

(51) **LOC (7) Cl.** **01-01**

(52) **U.S. Cl.** **D1/123**

(58) **Field of Search** D1/123, 125, 128;
426/549-550, 560, 517-518, 94, 104, 389,
438, 523, 559, 144, 808

(56) **References Cited**

U.S. PATENT DOCUMENTS

- 3,451,822 A * 6/1969 Fast et al. 426/550
- 3,911,805 A * 10/1975 Baird 99/353
- D268,539 S * 4/1983 Hamann D1/123
- 4,889,737 A * 12/1989 Willard et al. 426/550
- D309,210 S 7/1990 Seyfert
- 5,236,727 A 8/1993 Huston

- D429,402 S * 8/2000 Reisman D1/128
- D452,360 S * 12/2001 Teras D1/123
- 6,403,135 B1 * 6/2002 Graham et al. 426/389
- 6,479,090 B1 * 11/2002 Carey et al. 426/559

FOREIGN PATENT DOCUMENTS

- WO WO 03/030645 4/2003
- WO WO 03/030657 4/2003
- WO WO 03/030658 4/2003

* cited by examiner

Primary Examiner—Pamela Burgess

(74) *Attorney, Agent, or Firm*—Theodore P. Cummings

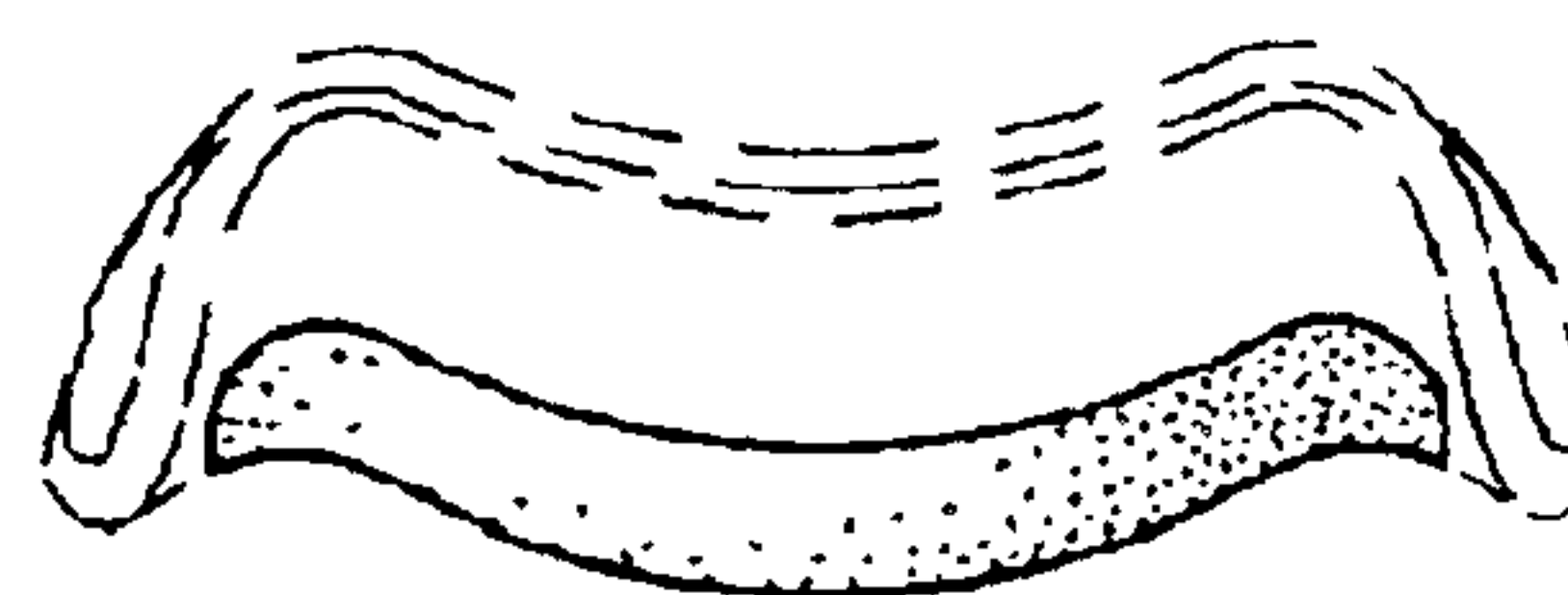
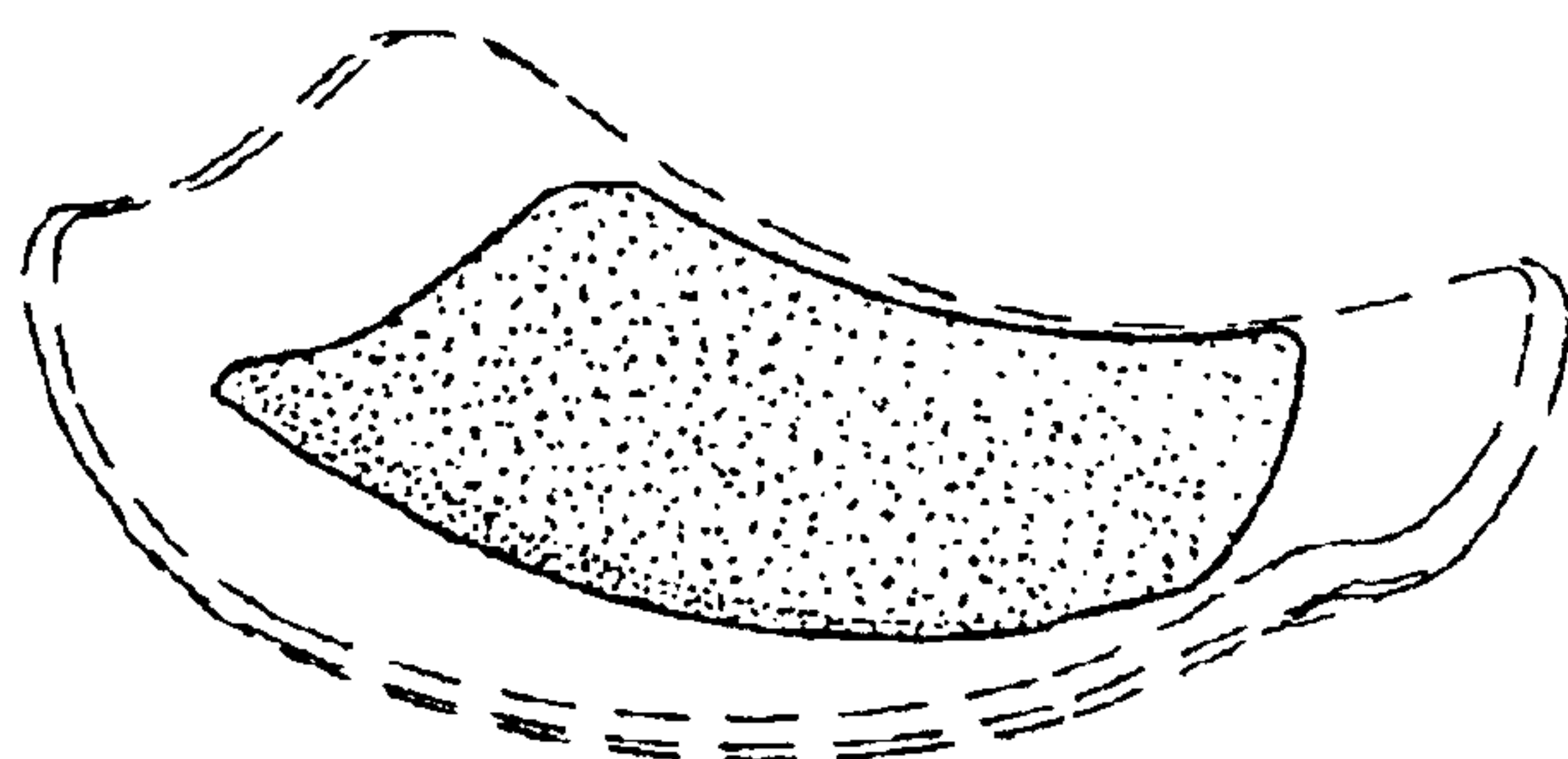
(57) **CLAIM**

The ornamental design for a snack chip, as shown and described.

DESCRIPTION

FIG. 1 is a side view of the snack chip;
FIG. 2 is a perspective view of the snack chip of FIG. 1;
FIG. 3 is a front view of the snack chip of FIG. 1;
FIG. 4 is a back view of the snack chip of FIG. 1;
FIG. 5 is top view of the snack chip of FIG. 1; and,
FIG. 6 is a bottom view of the snack chip of FIG. 1.
The broken lines immediately adjacent the shaded areas represent the bounds of the claim and all other broken lines are for illustrative purposes only. None of the broken lines form a part of the claimed design.

1 Claim, 1 Drawing Sheet



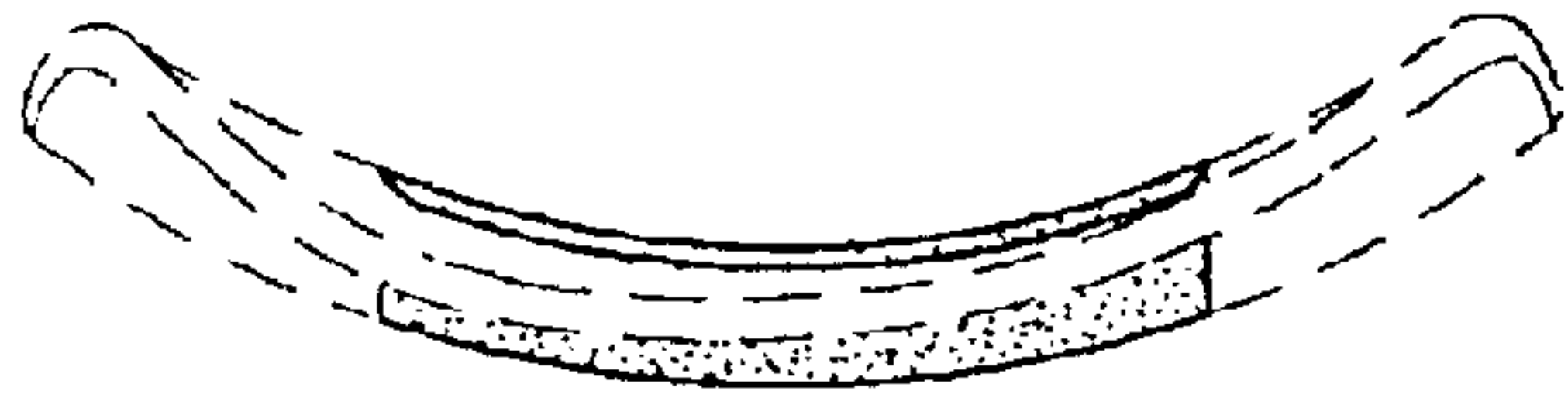


Fig. 1

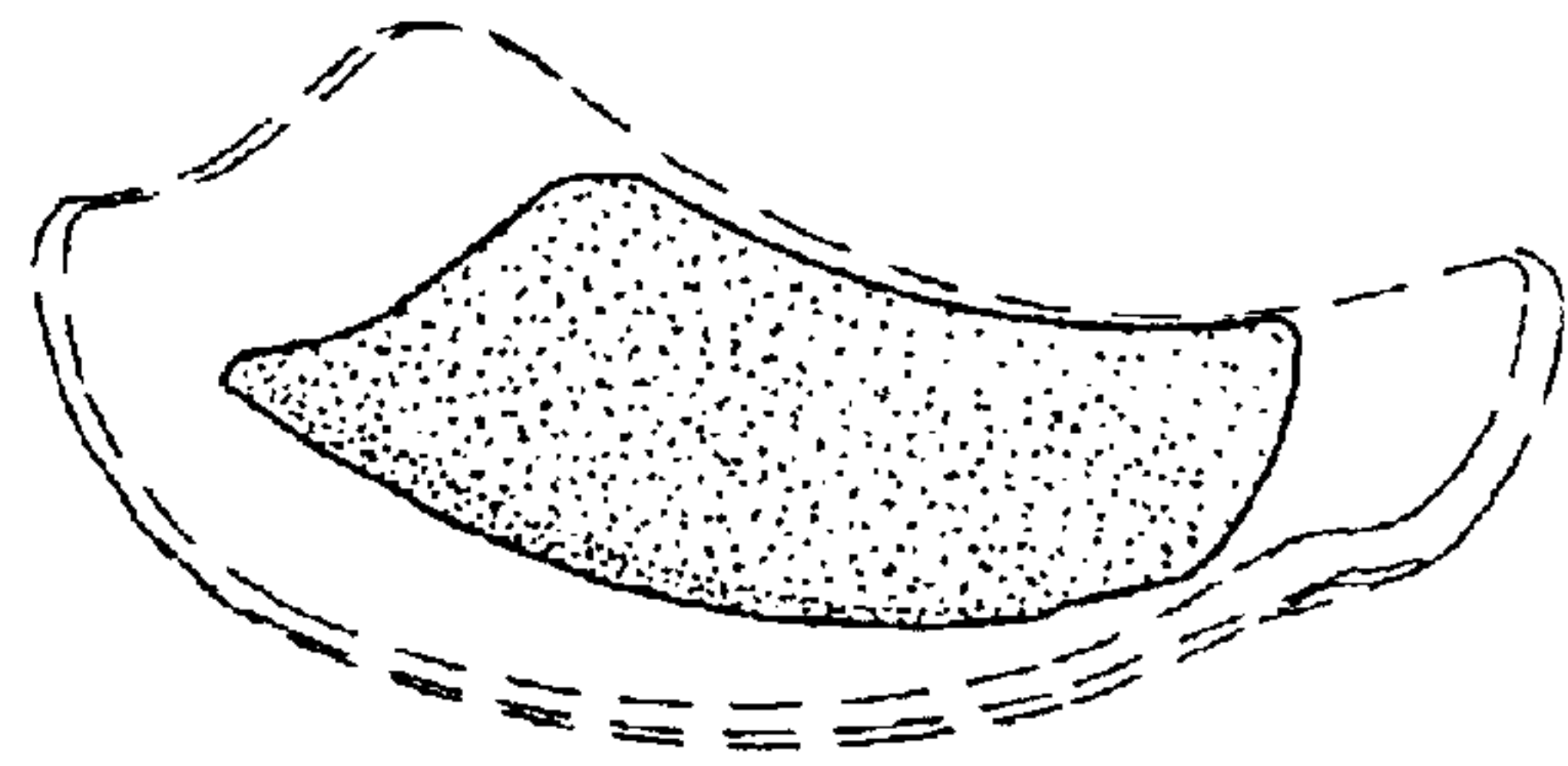


Fig. 2



Fig. 3



Fig. 4

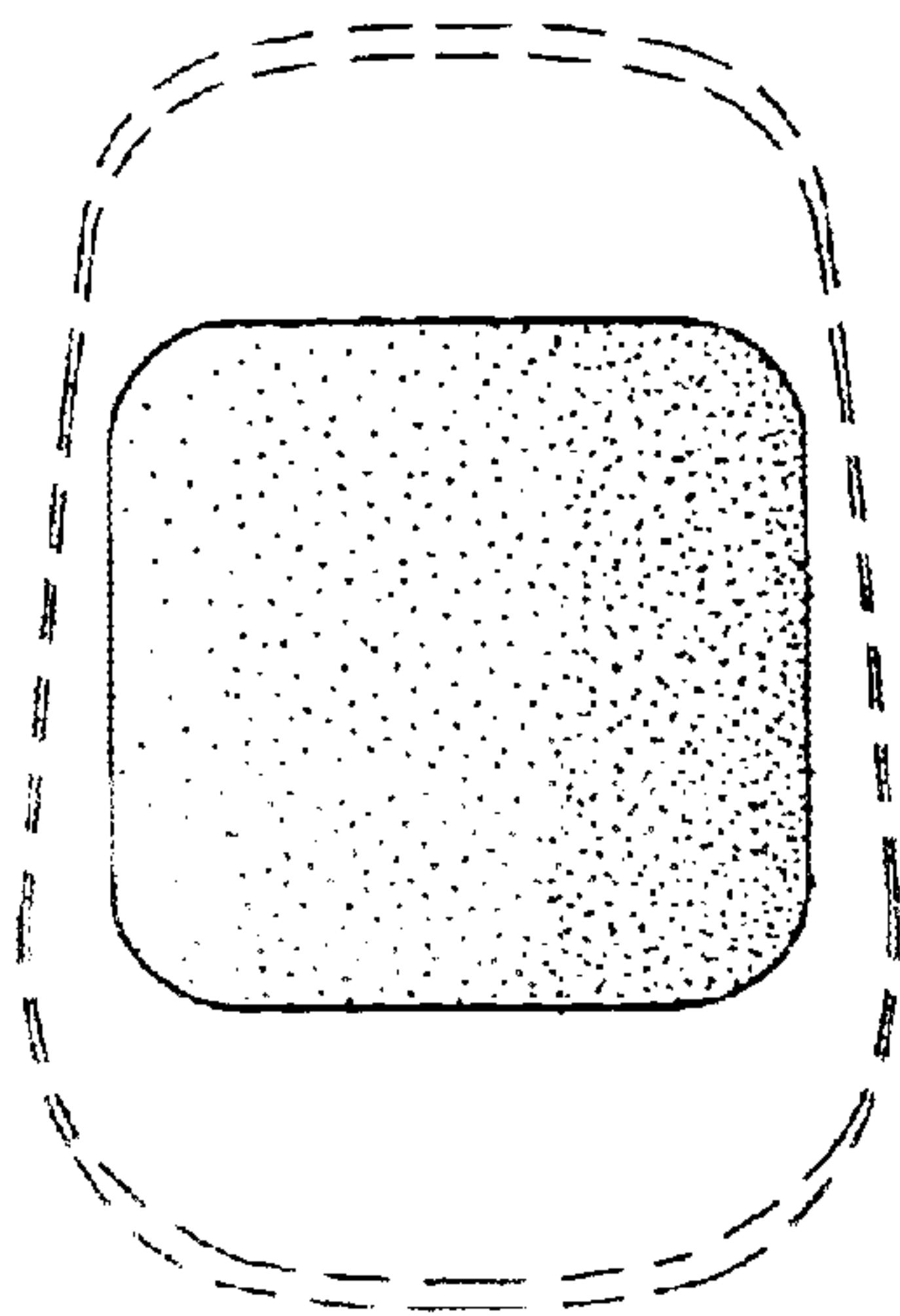


Fig. 5

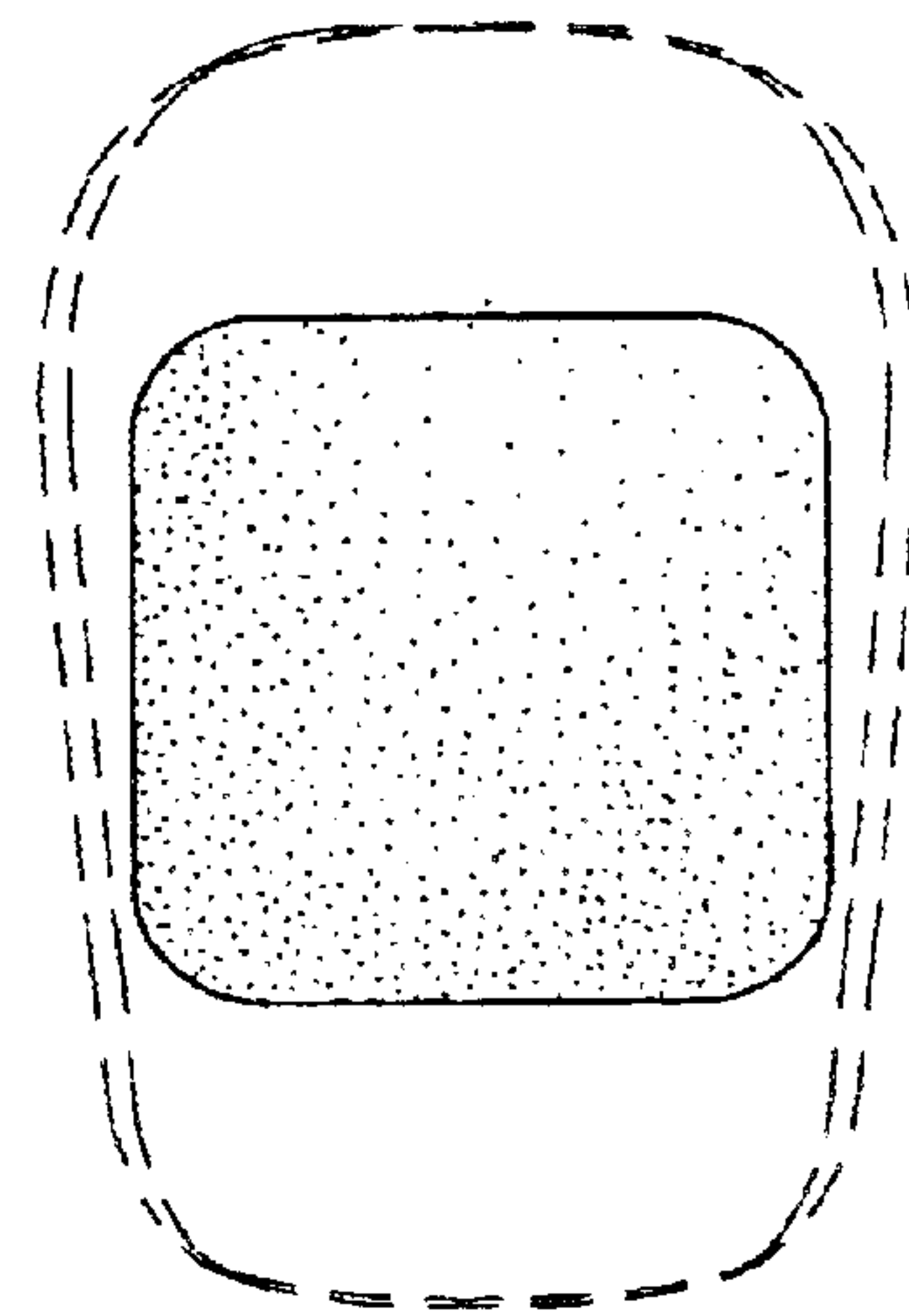


Fig. 6