



US00D505221S

(12)

United States Design Patent

Hetfield

(10) Patent No.:

US D505,221 S

(45) Date of Patent:

** May 17, 2005

(54) LUMINAIRE

(75) Inventor: Margaret L. Hetfield, Bristol, RI (US)

(73) Assignee: Genlyte Thomas Group LLC,
Louisville, KY (US)

(**) Term: 14 Years

(21) Appl. No.: 29/190,288

(22) Filed: Sep. 16, 2003

(51) LOC (7) Cl. 26-03

(52) U.S. Cl. D26/76

(58) Field of Search D26/72, 75–79;
362/217–225, 337, 339

(56)References Cited

U.S. PATENT DOCUMENTS

D113,125 S	*	1/1939	Stewart	D26/76
2,202,266 A		5/1940	Phillips		
D130,059 S	*	10/1941	Herr	D26/78
D163,762 S	*	6/1951	McCann	D26/76
2,595,520 A	*	5/1952	Guerin	362/260
D280,346 S	*	8/1985	Aspenwall	D26/75
D286,206 S		10/1986	Joosten et al.		
D295,329 S	*	4/1988	Roos et al.	D26/75
D349,173 S		7/1994	Fellinger		
D356,382 S	*	3/1995	Jaksich	D26/75
5,765,939 A	*	6/1998	Tanner, Jr.	362/219
5,988,829 A		11/1999	Holder		
D430,326 S		8/2000	Littman		
6,135,613 A	*	10/2000	Bodell et al.	362/223
D438,326 S	*	2/2001	Kan	D26/76
D440,343 S		4/2001	Littman		
D443,945 S		6/2001	Littman		

D445,943 S7/2001Littman

D455,518 S4/2002Littman

D457,679 S5/2002Littman

6,382,817 B1 *5/2002Chelf 362/322

D459,014 S *6/2002Chen D26/85

D460,835 S *7/2002Chen D26/85

* cited by examiner

Primary Examiner—Clare E Heflin

(74) Attorney, Agent, or Firm—Middleton Reutlinger

(57)CLAIM

The ornamental design for luminaire, as shown and described.

DESCRIPTION

FIG. 1 is a perspective view of the design for a luminaire.

FIG. 2 is a front view of the design.

FIG. 3 is a back view of the design.

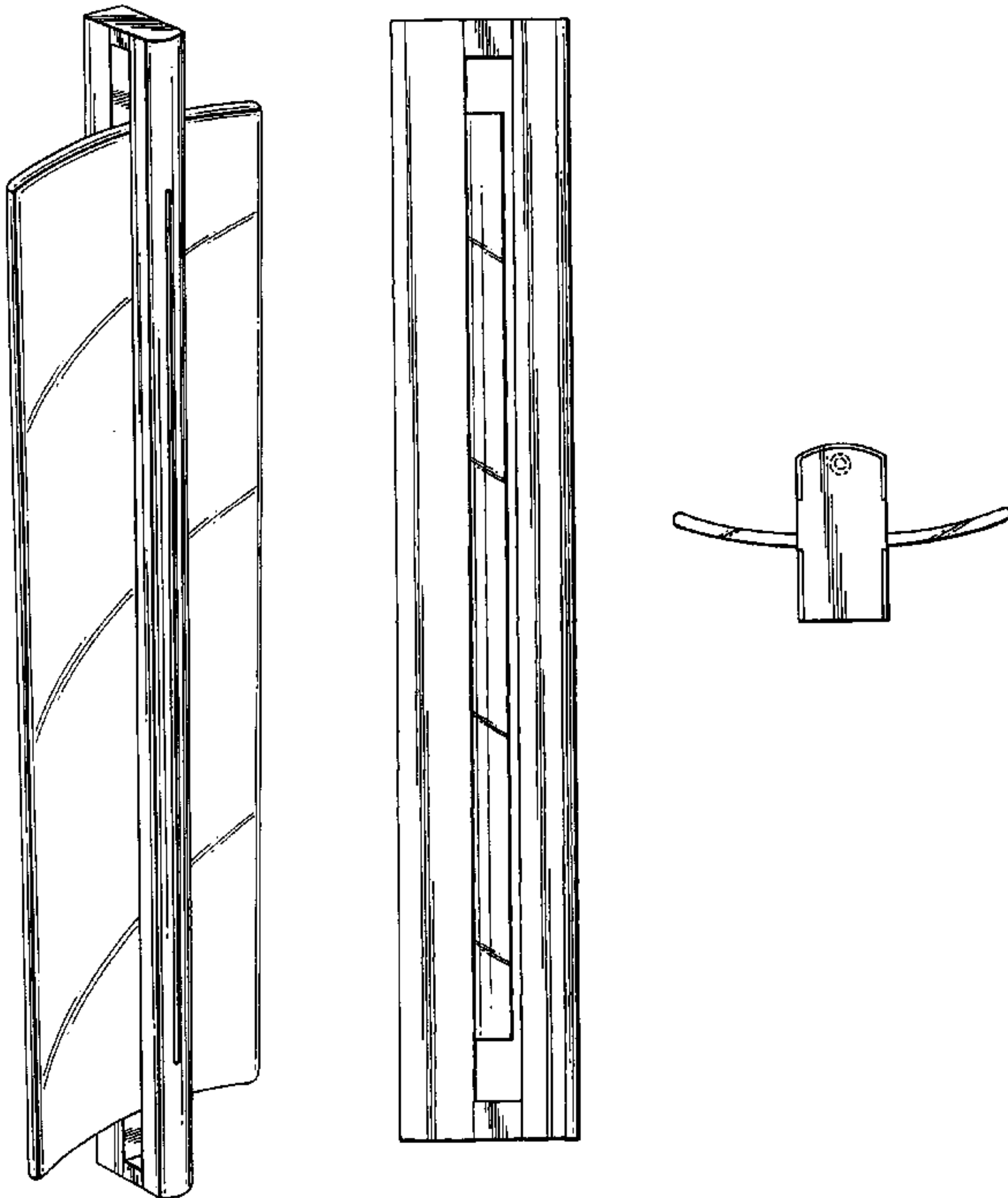
FIG. 4 is a left side view of the design. The right side view of the design is a mirror image of the left side view, and, therefore, has been omitted.

FIG. 5 is a top view of the design. The bottom view of the design is a mirror image of the top view, and, therefore, has been omitted; and,

FIG. 6 is a front view of a second embodiment of the design for a luminaire, wherein the length of the luminaire is indeterminate. With the exception of length, is it understood that all of the views are identical to the views of the first embodiment.

The broken line showing of environmental structure is for illustrative purposes only and forms no part of the claimed design.

1 Claim, 6 Drawing Sheets



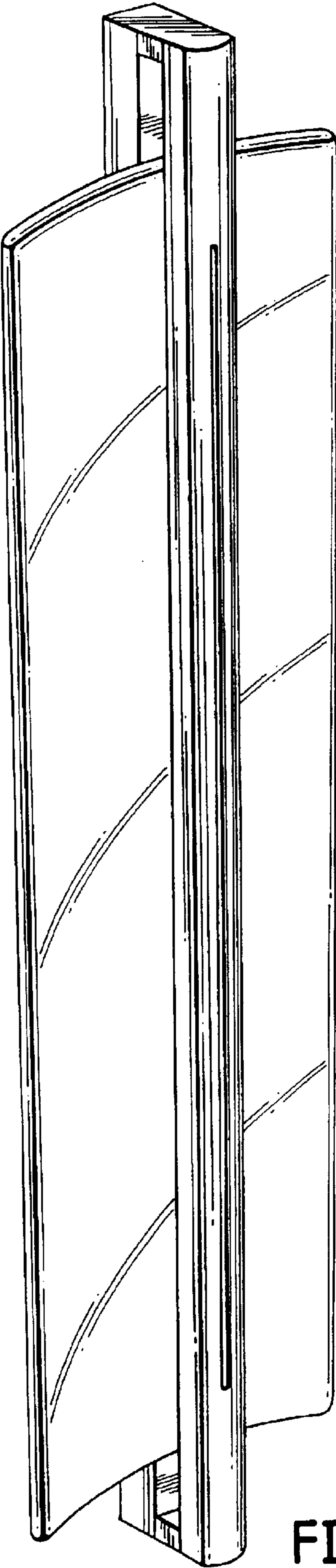


FIG. 1

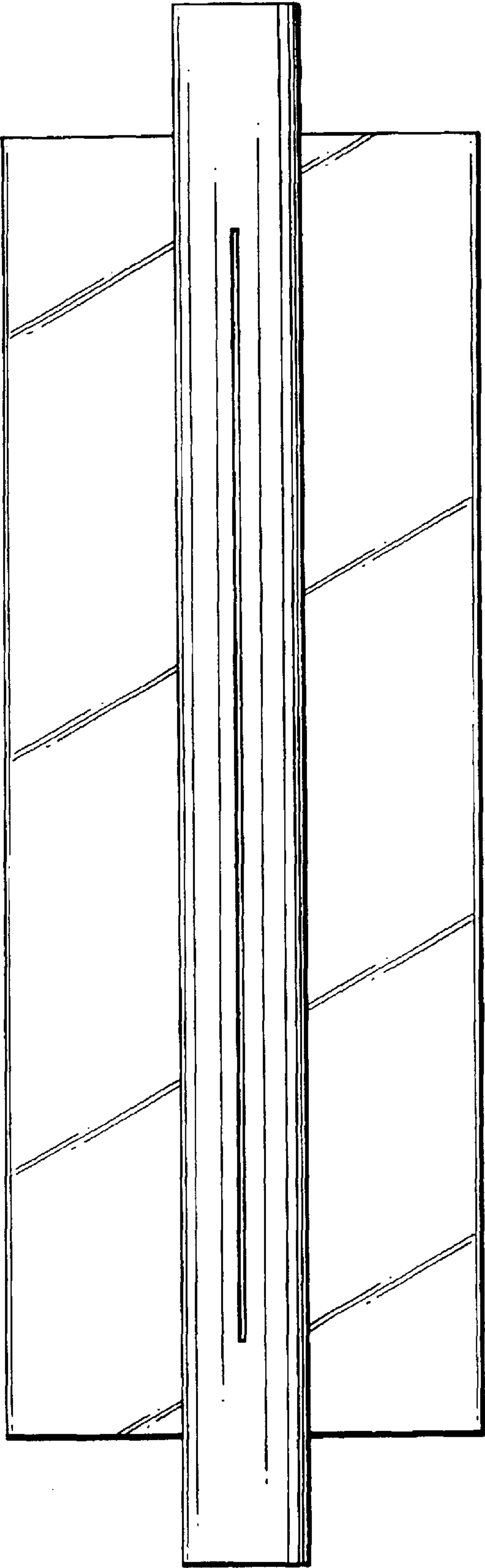


FIG. 2

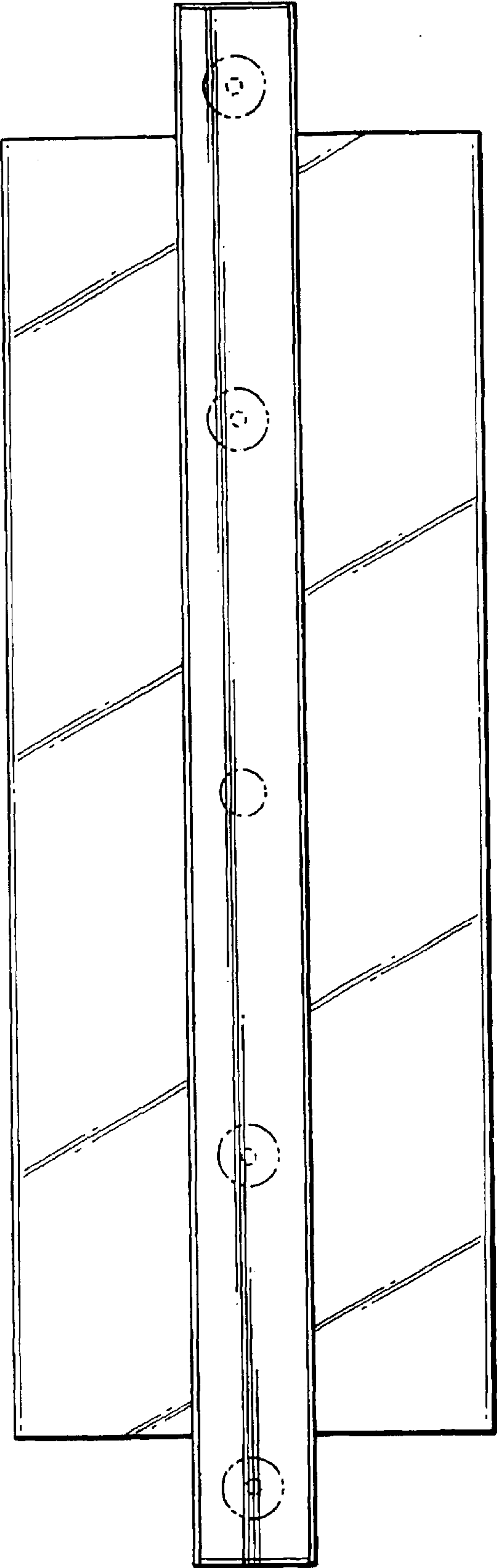


FIG. 3




FIG. 4

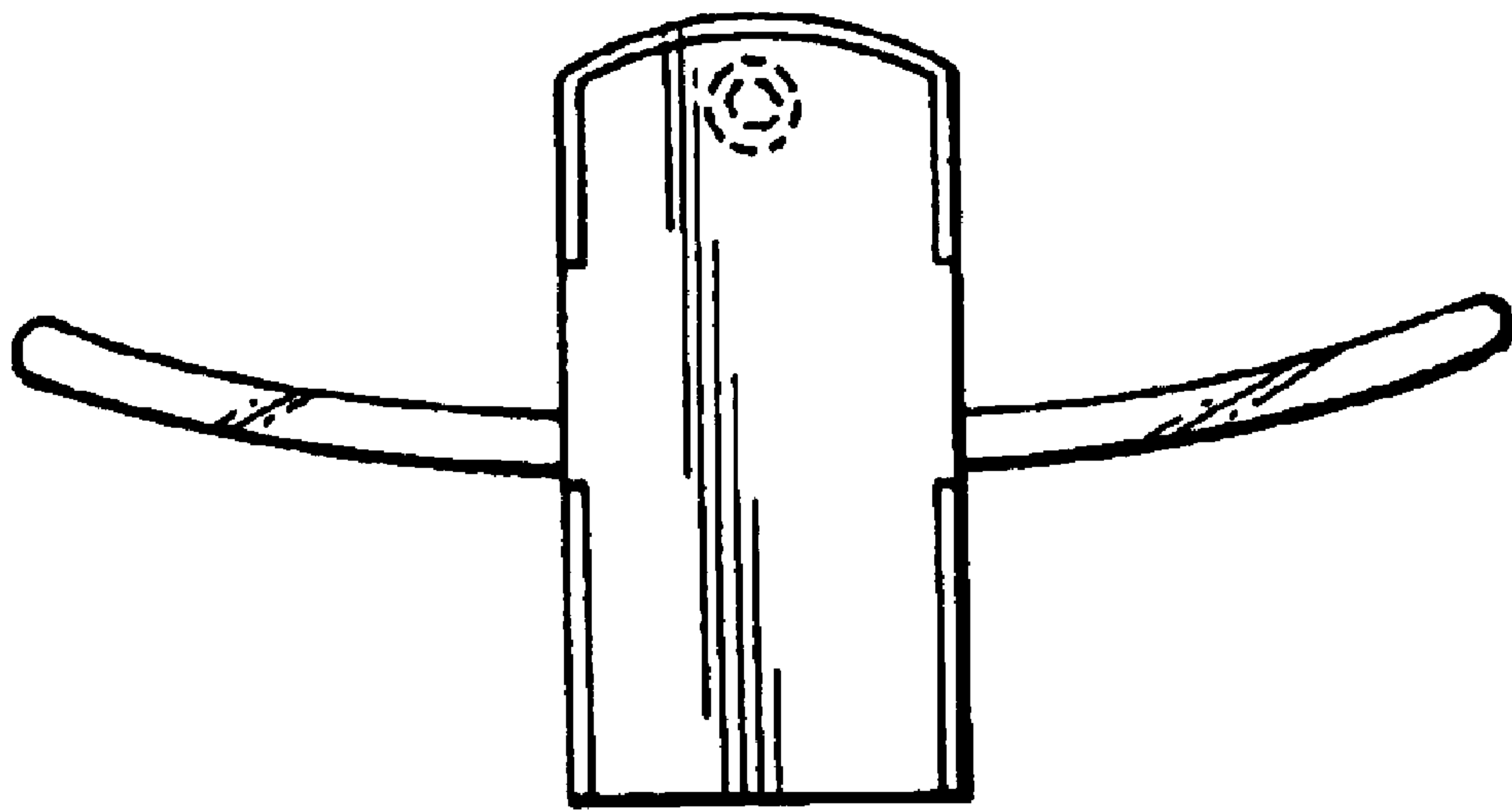


FIG. 5

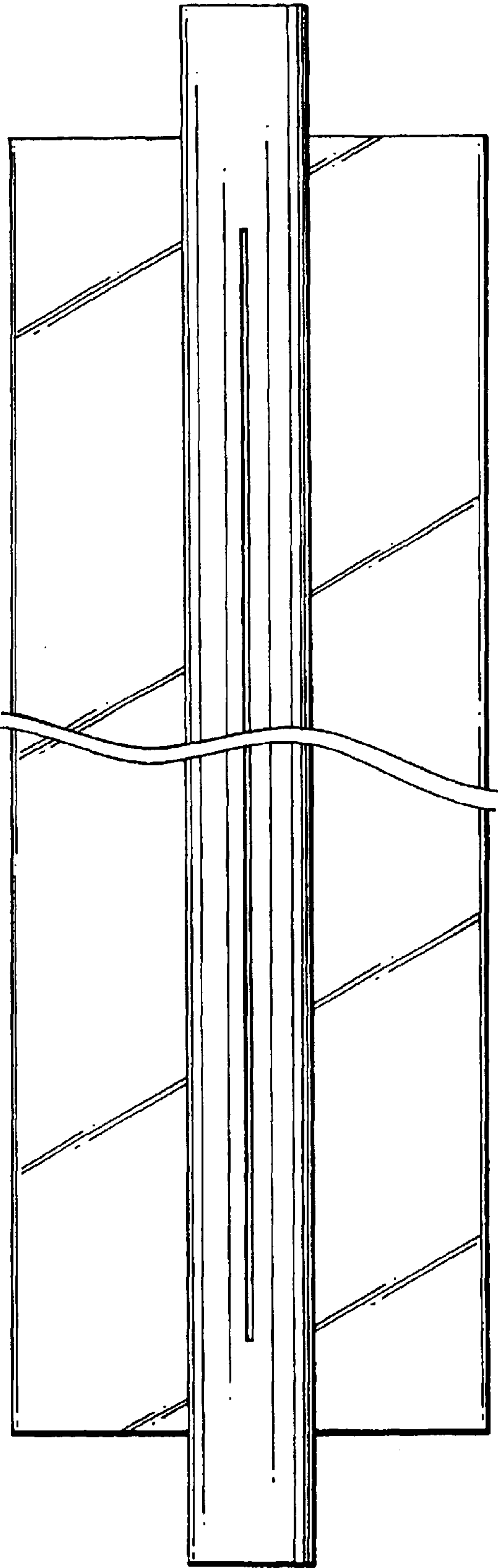


FIG. 6