

US00D505206S

(12) **United States Design Patent**  
**Chastain et al.**

(10) **Patent No.:** **US D505,206 S**  
(45) **Date of Patent:** **\*\* May 17, 2005**

(54) **CONTINUOUS WEARABLE ELECTRODE CONNECTOR ASSEMBLY FOR ECG MONITORING**

(75) **Inventors:** **David Paul Chastain**, Acton, MA (US); **Matthew D. Abelson**, Boylston, MA (US); **John David Gundlach**, Acton, MA (US); **Scott Chapps**, New York, NY (US); **Gregory R. Madden**, Fort Lauderdale, FL (US); **Kenneth Solovay**, Weston, FL (US)

(73) **Assignee:** **GMP Wireless Medicine, Inc.**, Fort Lauderdale, FL (US)

(\*\*) **Term:** **14 Years**

(21) **Appl. No.:** **29/182,136**

(22) **Filed:** **May 20, 2003**

(51) **LOC (7) Cl.** ..... **24-04**

(52) **U.S. Cl.** ..... **D24/187**

(58) **Field of Search** ..... D24/187, 186, D24/168; 600/382, 383, 384, 391, 392, 393

(56) **References Cited**

**U.S. PATENT DOCUMENTS**

4,957,109 A \* 9/1990 Groeger et al. .... 600/391  
5,916,159 A 6/1999 Kelly et al.

D425,203 S \* 5/2000 Sheehan et al. .... D24/187  
6,076,003 A 6/2000 Rogel  
D443,063 S \* 5/2001 Pisani et al. .... D24/187  
D445,507 S \* 7/2001 Pisani et al. .... D24/187  
6,385,473 B1 \* 5/2002 Haines et al. .... 600/393  
6,611,705 B2 8/2003 Hopman et al.

\* cited by examiner

*Primary Examiner*—Ian Simmons

*Assistant Examiner*—Sally Shih

(74) *Attorney, Agent, or Firm*—Rick Comoglio

(57) **CLAIM**

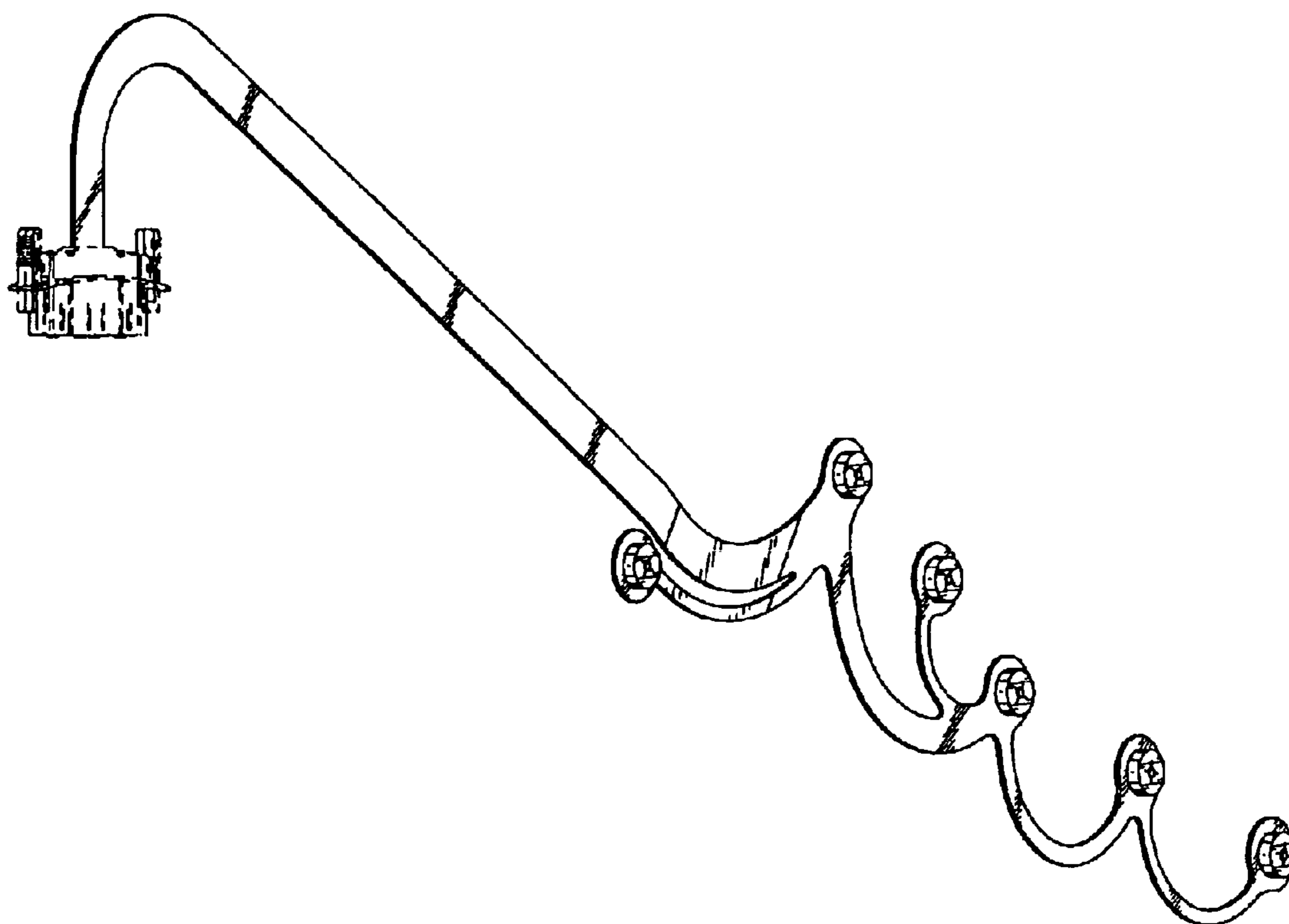
The ornamental design for a continuous wearable electrode connector assembly for ECG monitoring, as shown and described.

**DESCRIPTION**

FIG. 1 is a top perspective view showing the new design; FIG. 2 is a top plan view thereof; FIG. 3 is a bottom plan view thereof; FIG. 4 is a left side elevational view thereof; FIG. 5 is a right side elevational view thereof; FIG. 6 is a rear elevational view thereof; and, FIG. 7 is a front elevational view thereof.

The broken line showing of ECG monitoring device connector is for illustrative purposes only and forms no part of the claimed design.

**1 Claim, 5 Drawing Sheets**



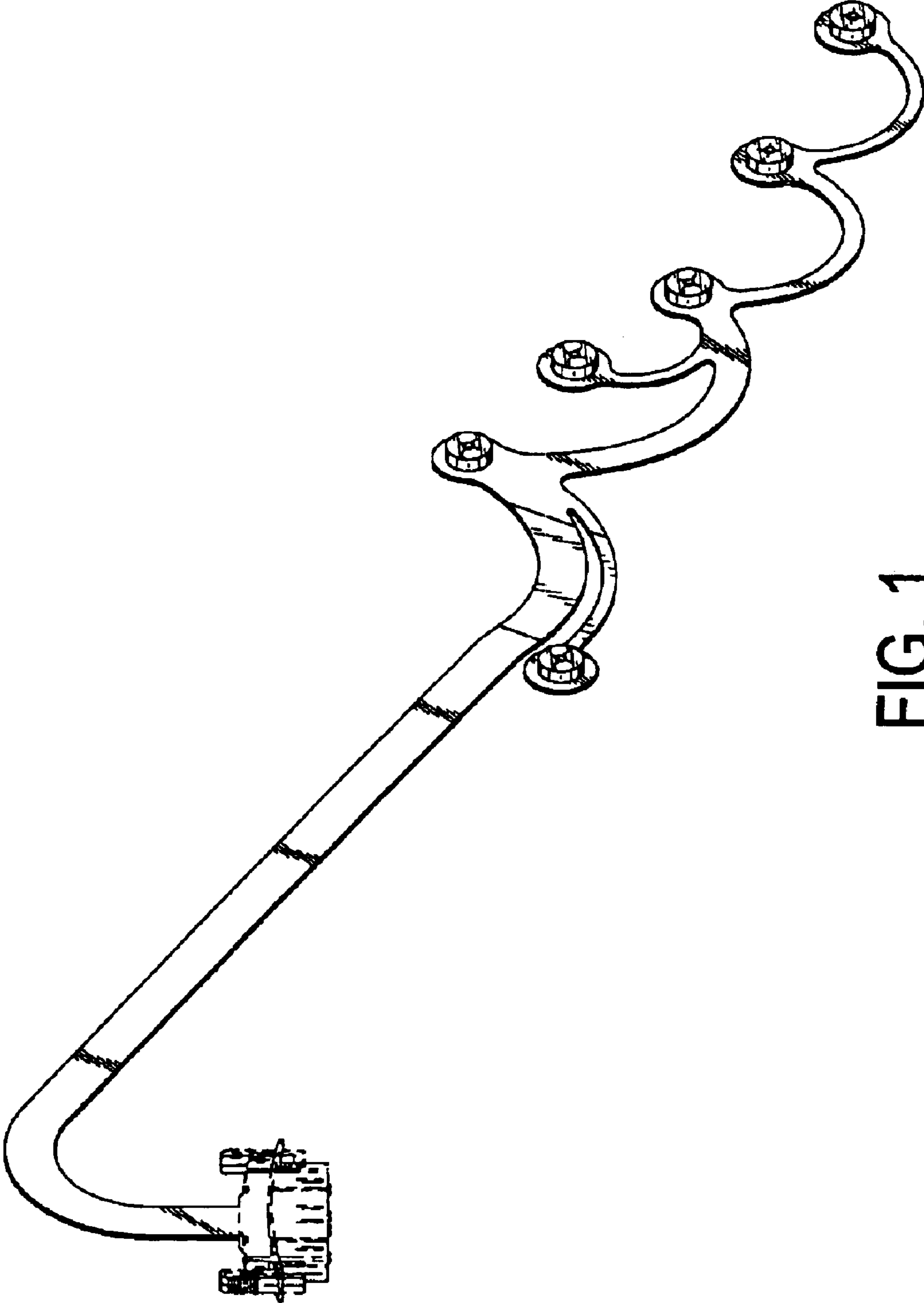


FIG. 1

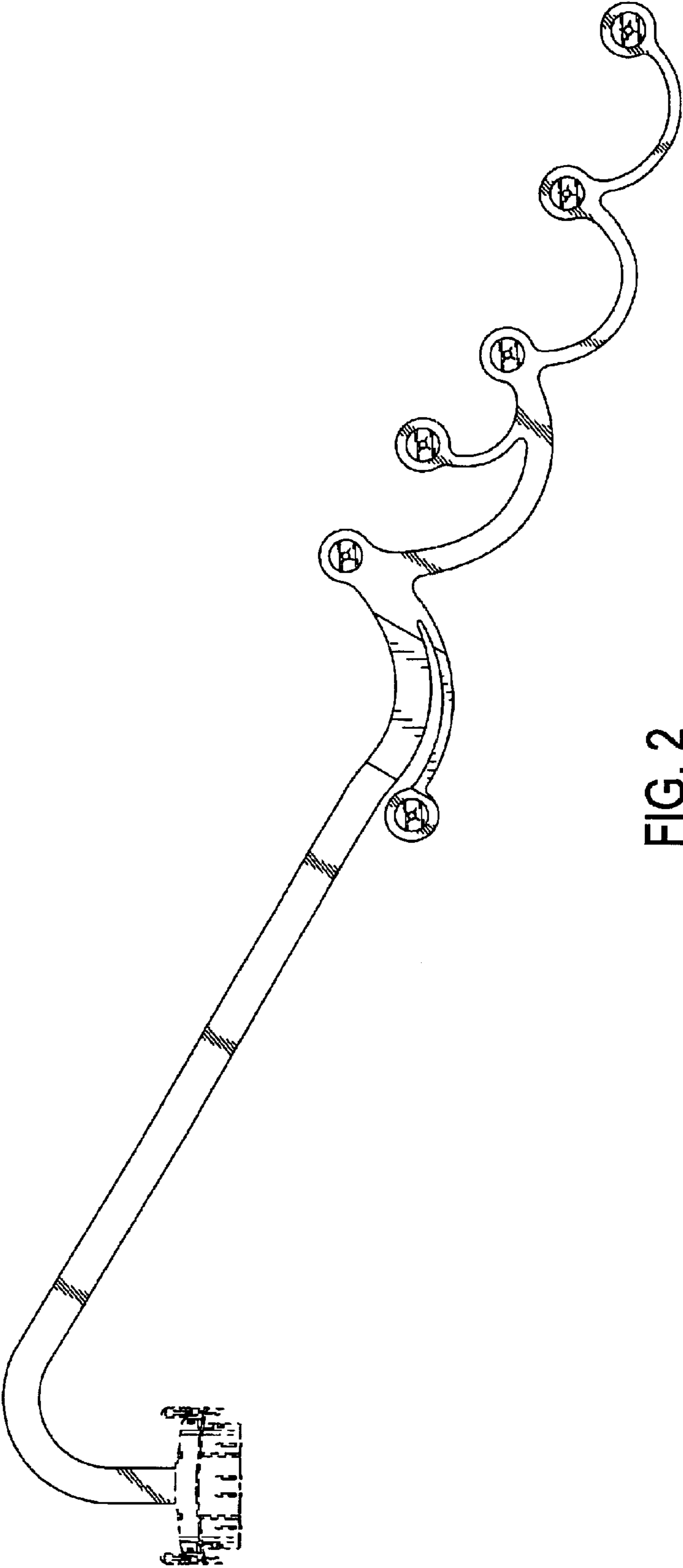


FIG. 2

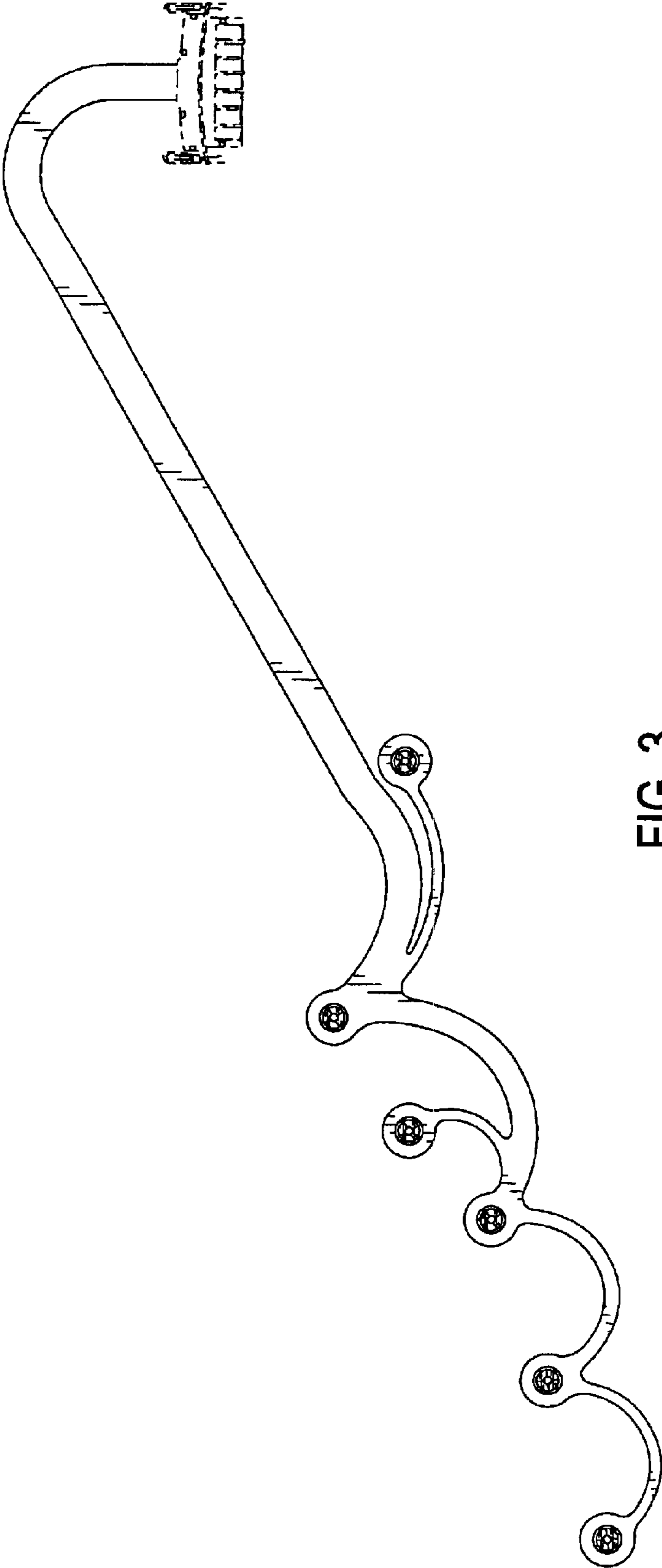


FIG. 3




FIG. 4 FIG. 5



FIG. 6



FIG. 7