

US00D505201S

(12) **United States Design Patent**  
**Kelly**

(10) **Patent No.:** **US D505,201 S**

(45) **Date of Patent:** **\*\* May 17, 2005**

(54) **SANITARY NAPKIN**

6,464,675 B2 \* 10/2002 de Carvalho ..... 604/385.04  
D486,574 S \* 2/2004 Babusik et al. .... D24/125

(75) **Inventor:** **William G. F. Kelly**, Middlesex, NJ  
(US)

\* cited by examiner

(73) **Assignee:** **McNeil PPC Inc.**, Skillman, NJ (US)

*Primary Examiner*—Ian Simmons  
*Assistant Examiner*—Daniel Yu

(\*\*) **Term:** **14 Years**

(57) **CLAIM**

(21) **Appl. No.:** **29/201,271**

The ornamental design for a sanitary napkin, as shown and described.

(22) **Filed:** **Mar. 12, 2004**

**DESCRIPTION**

(51) **LOC (7) Cl.** ..... **24-04**

(52) **U.S. Cl.** ..... **D24/125**

(58) **Field of Search** ..... D24/124, 125;  
604/358, 387, 386, 378, 380, 384, 385.21,  
358.01, 385.04; D5/53, 58

FIG. 1 is a top plan view of a sanitary napkin according to a first embodiment of the present invention showing the top surface thereof, portions of the drawing being enlarged to reveal the surface features of the napkin and to indicate that the surface features extend across the entire top surface of the napkin;

FIG. 2 is a bottom plan view thereof; and,

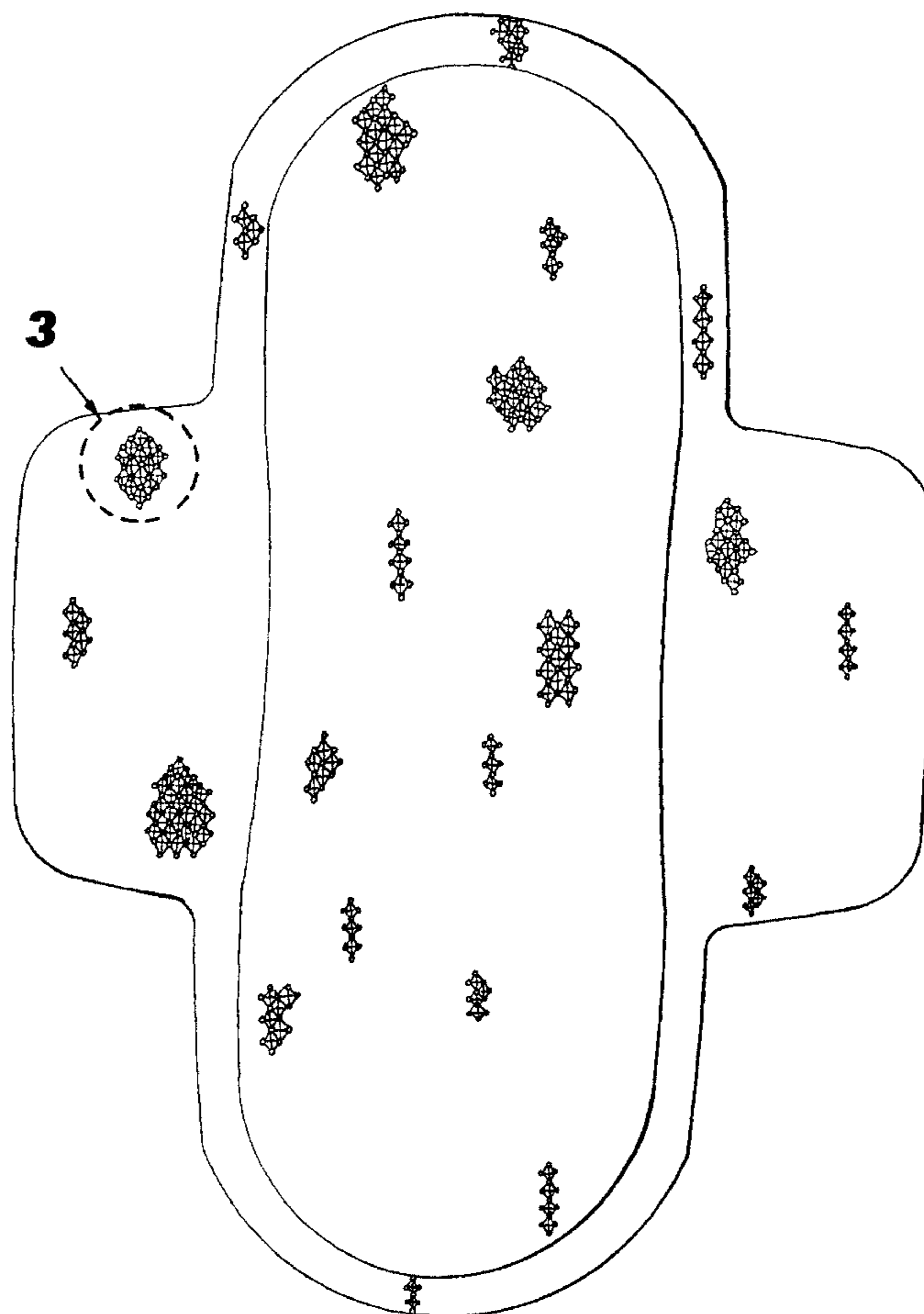
FIG. 3 is an enlarged plan view of the surface of the sanitary napkin as shown in FIG. 1 showing the surface features thereof.

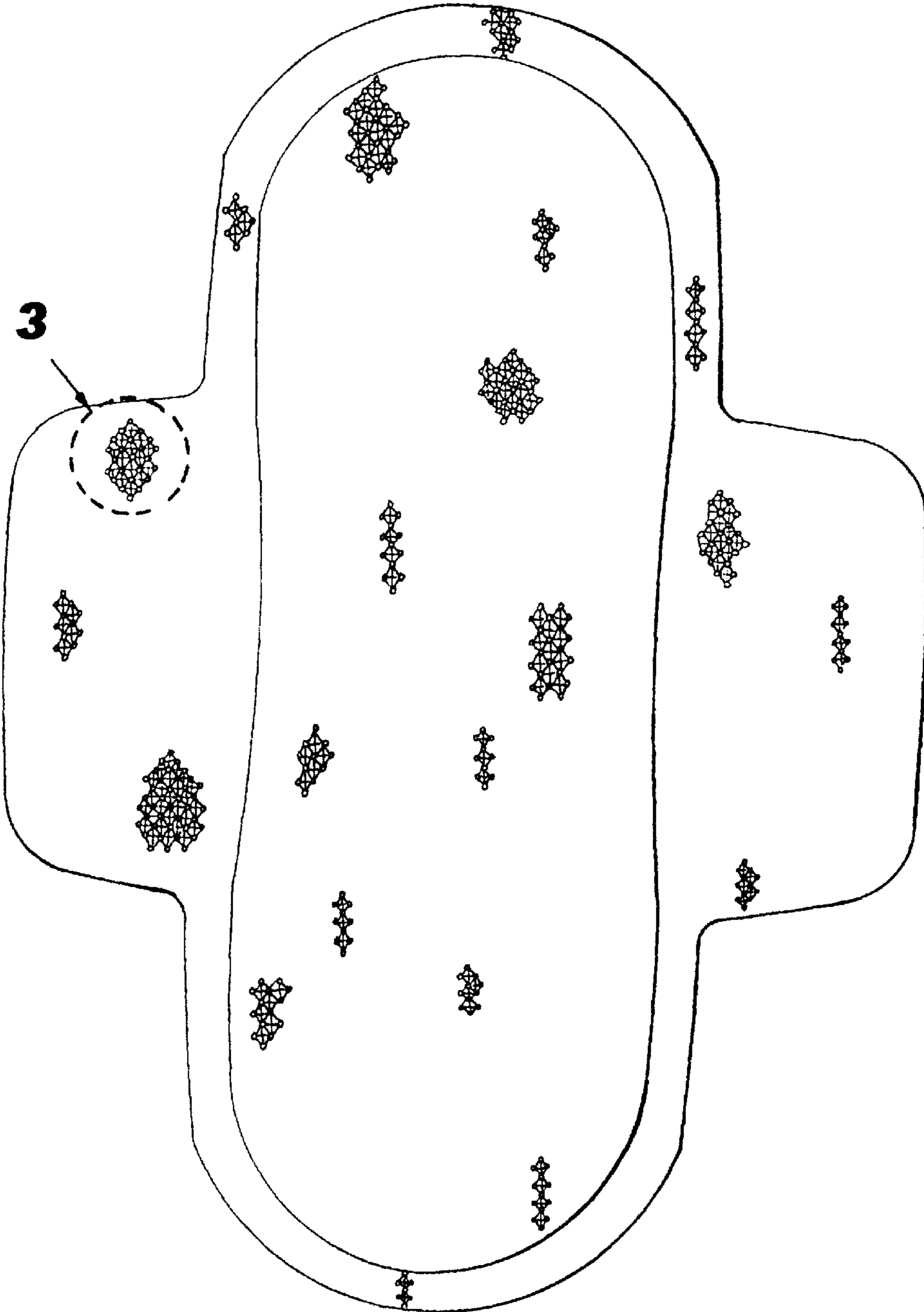
(56) **References Cited**

**U.S. PATENT DOCUMENTS**

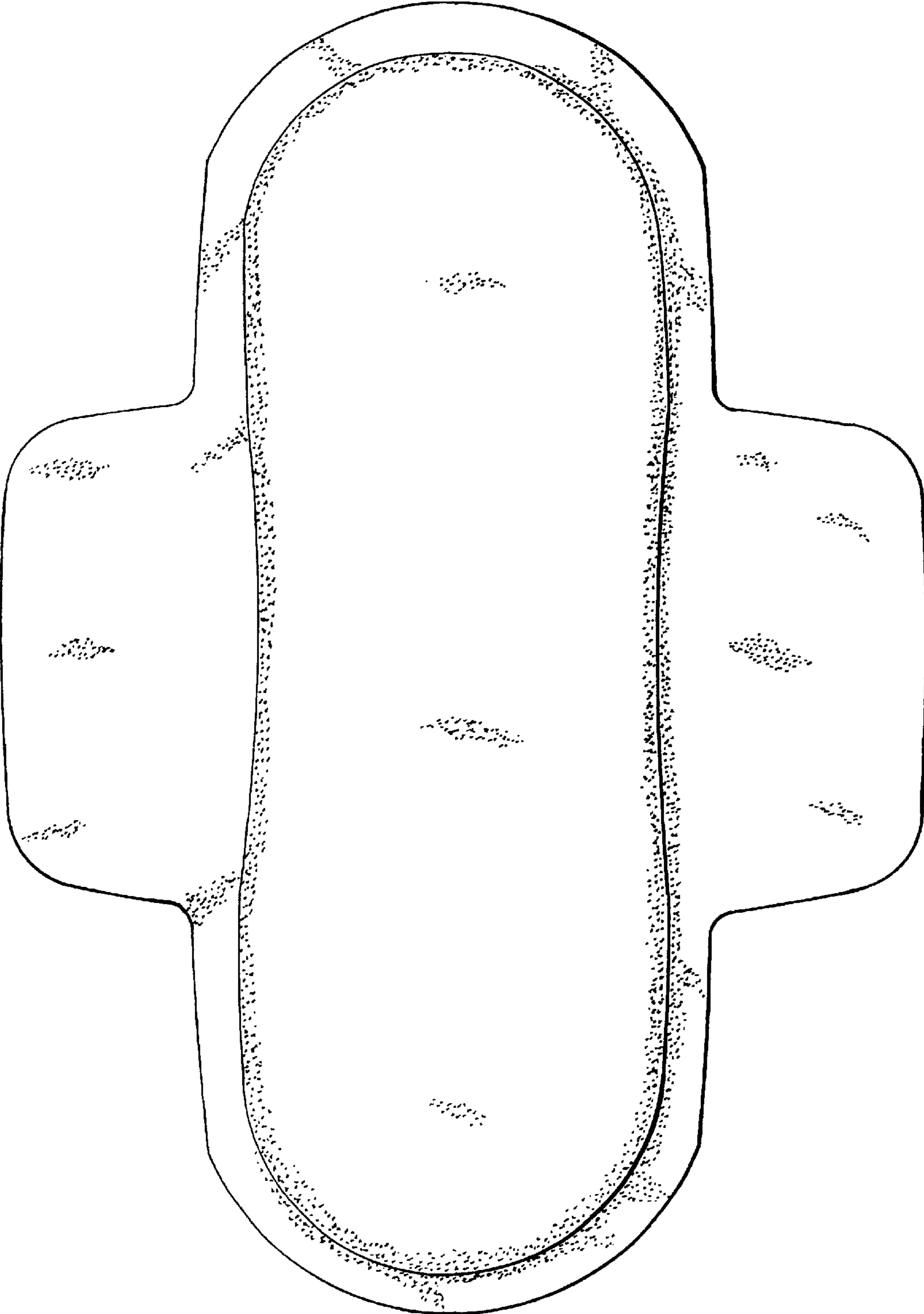
4,892,535 A \* 1/1990 Bjornberg et al. .... 604/380  
D372,589 S \* 8/1996 Burgess et al. .... D5/53  
D443,928 S \* 6/2001 Richardson et al. .... D24/125  
D448,478 S \* 9/2001 Deoliveira et al. .... D24/125

**1 Claim, 3 Drawing Sheets**

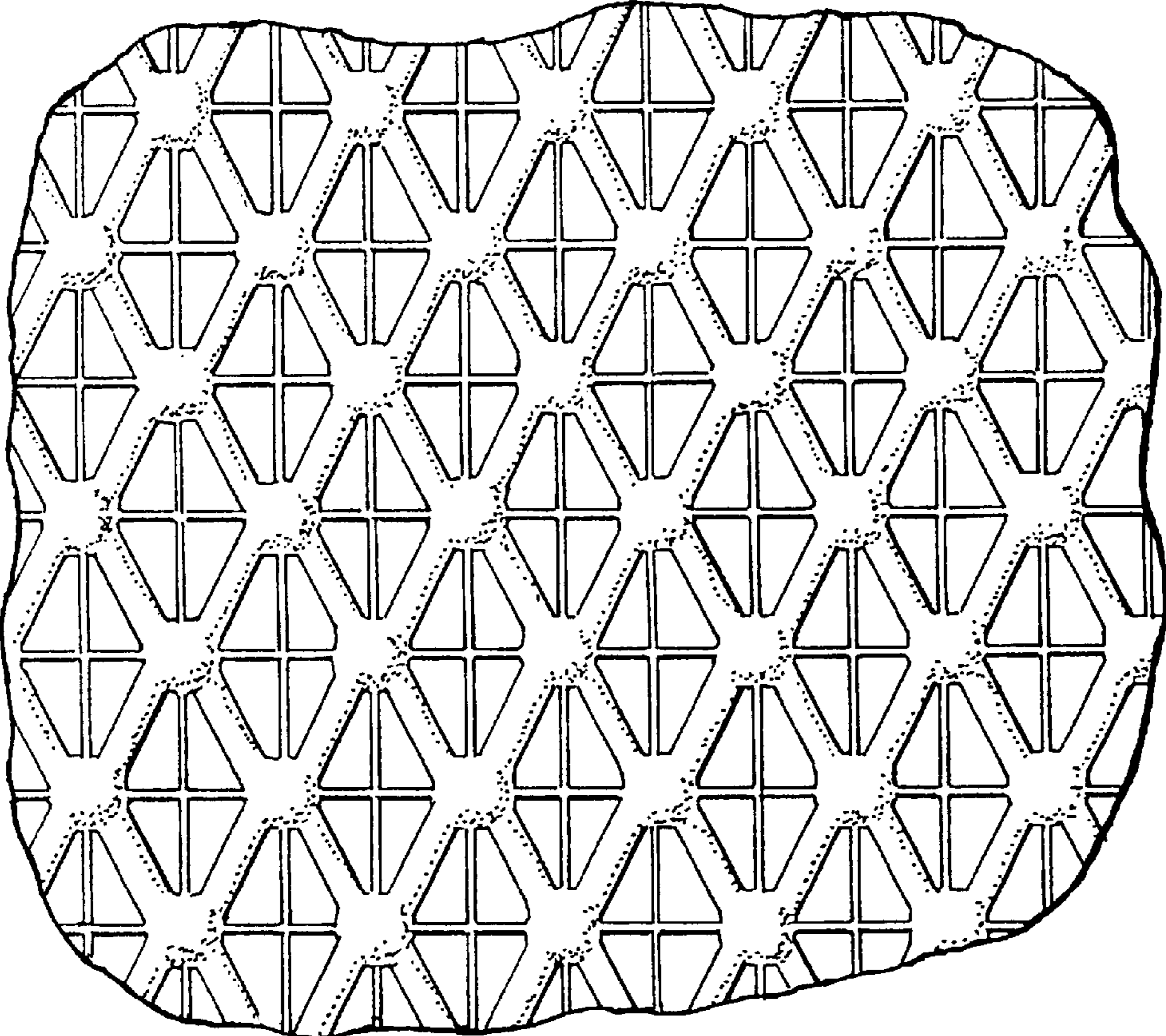




**FIG. 1**



**FIG. 2**



**FIG. 3**