

US00D505162S

(12) **United States Design Patent** (10) **Patent No.:** **US D505,162 S**
Bristol et al. (45) **Date of Patent:** **** May 17, 2005**

(54) **TOUCH-SCREEN INTERACTIVE MULTIMEDIA DISPLAY**
 (75) Inventors: **Mike Bristol**, Las Vegas, NV (US);
Scott A. Boyd, Las Vegas, NV (US)

D445,841 S * 7/2001 Sabo D21/370
 6,315,666 B1 * 11/2001 Mastera et al. 463/20
 D459,360 S * 6/2002 Leon et al. D14/486
 D465,531 S * 11/2002 Luciano et al. D21/325
 D473,899 S * 4/2003 Munoz et al. D21/370

(73) Assignee: **Acres Gaming Incorporated**, Las Vegas, NV (US)

* cited by examiner

(**) Term: **14 Years**

Primary Examiner—Sandra L. Morris
 (74) *Attorney, Agent, or Firm*—Marger Johnson & McCollom, P.C.

(21) Appl. No.: **29/199,020**

(57) **CLAIM**

(22) Filed: **Jan. 29, 2004**

The ornamental design for the touch-screen interactive multimedia display, as shown and described.

Related U.S. Application Data

DESCRIPTION

(62) Division of application No. 29/168,306, filed on Sep. 27, 2002, now Pat. No. Des. 488,839.

FIG. 1 is a front elevational view of a first embodiment of our touch-screen interactive multimedia display, showing our new design, with the touch-screen indicia removed for illustrative purposes only. The electronic gaming device, pair of speaker grills, and player-card slot are shown in dashed lines, and are not part of the claimed design,

(51) **LOC (7) Cl.** **21-03**

(52) **U.S. Cl.** **D21/369; D21/385**

(58) **Field of Search** D21/325, 329, D21/369–371, 374, 385; D99/28; D14/485–490; 273/138.1; 463/16–17, 20, 46–47

FIG. 2 is a right side, elevational view of the view of FIG. 1, the left side being substantially a mirror image thereof; FIG. 3 is a top plan view taken along lines 3–3 in FIG. 2; FIG. 4 is a bottom plan view taken along lines 4–4 in FIG. 2; and,


(56) **References Cited**

U.S. PATENT DOCUMENTS

4,856,787 A * 8/1989 Itkis 273/237
 D379,202 S * 5/1997 Takemoto et al. D21/370
 5,951,397 A * 9/1999 Dickinson 463/20
 6,190,254 B1 * 2/2001 Bennett 463/20

FIG. 5 is an enlarged partial view of the Interface removed from FIG. 1 depicting the touch screen.

1 Claim, 3 Drawing Sheets



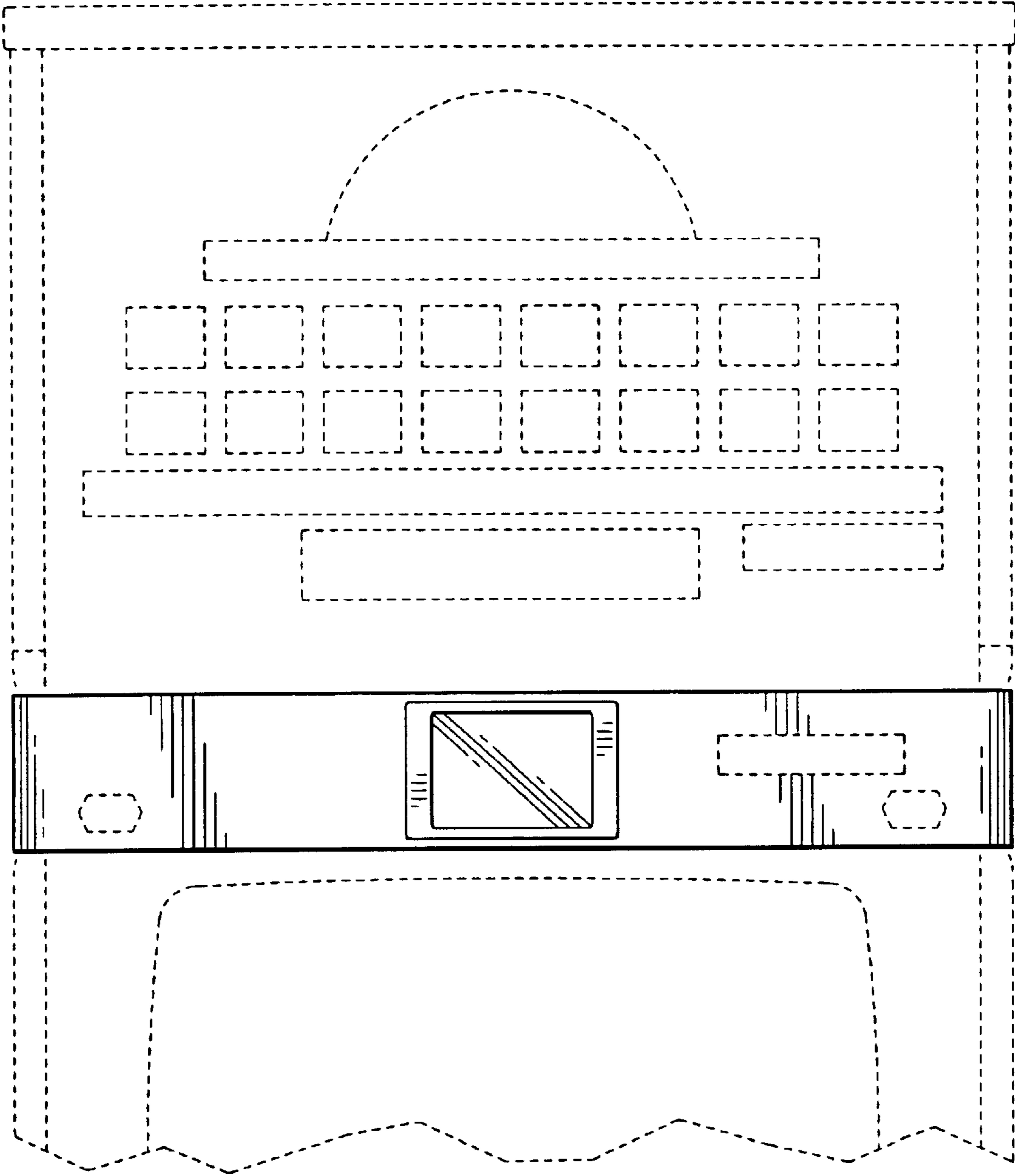


FIG.1

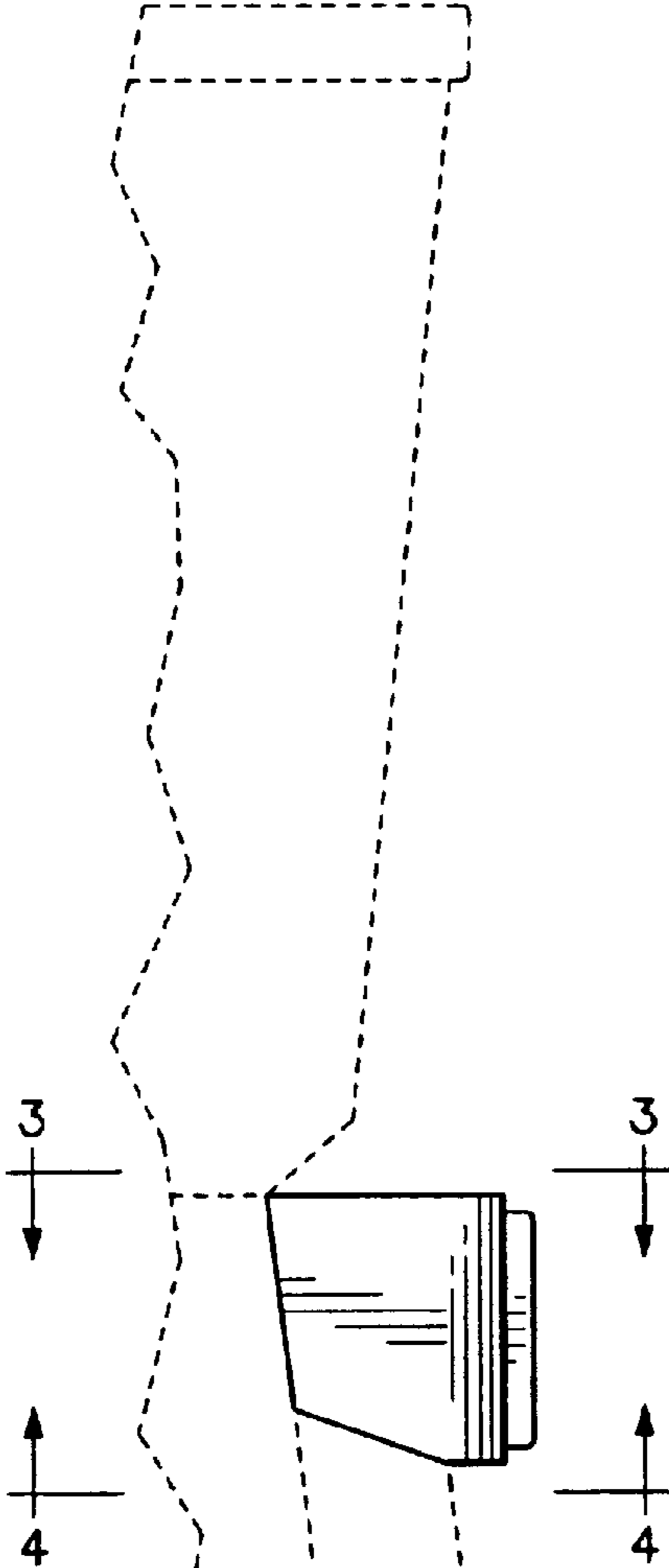


FIG. 2

FIG. 3

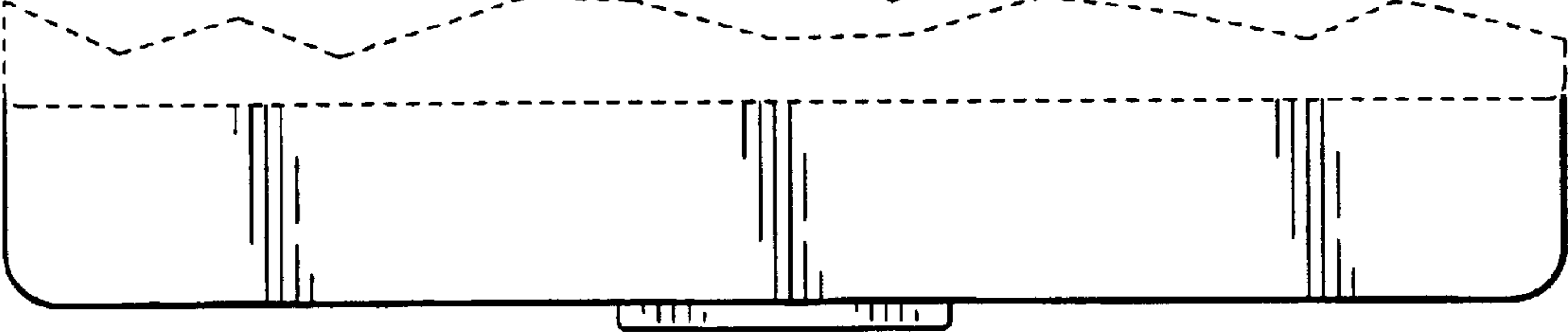
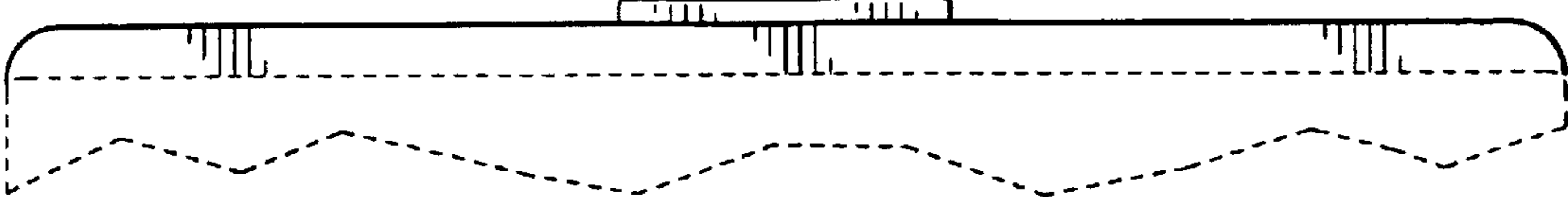


FIG. 4






FIG.5