

US00D505158S

(12) **United States Design Patent**
Tessier et al.

(10) **Patent No.:** **US D505,158 S**
(45) **Date of Patent:** **** May 17, 2005**

- (54) **WRITING INSTRUMENT CLIP**
- (75) Inventors: **Philip J. Tessier**, Warwick, RI (US);
Joseph A. Bianchi, Warwick, RI (US)
- (73) Assignee: **The Quill Company, Inc.**, Cranston, RI (US)
- (**) Term: **14 Years**
- (21) Appl. No.: **29/213,715**
- (22) Filed: **Sep. 22, 2004**
- (51) **LOC (7) Cl.** **19-06**
- (52) **U.S. Cl.** **D19/56; D19/54**
- (58) **Field of Search** D19/35, 36, 41-51,
D19/53-58, 81-85; 401/6, 7, 88, 98, 202,
213, 243-247, 262; 24/10 R, 11 R, 11 F,
11 CT, 11 M, 11 P, 11 C, 11 PP, 11 HC;
40/334, 335

- D366,901 S * 2/1996 Takahashi D19/51
- 5,544,437 A * 8/1996 Lanoie 40/334
- D451,545 S * 12/2001 Tsuchikura D19/36
- D481,070 S * 10/2003 Willat et al. D19/56
- D497,638 S * 10/2004 Chen D19/36

* cited by examiner

Primary Examiner—Martie K. Holtje
(74) *Attorney, Agent, or Firm*—Salter & Michaelson

(57) **CLAIM**

The ornamental design for a writing instrument clip, as shown and described.

DESCRIPTION

FIG. 1 is a perspective view showing a writing instrument clip embodying our new design;
 FIG. 2 is an enlarged perspective view thereof;
 FIG. 3 is a front elevational view thereof;
 FIG. 4 is a rear elevational view thereof;
 FIG. 5 is a left side elevational view thereof;
 FIG. 6 is a right side elevational view thereof;
 FIG. 7 is a top plan view thereof; and,
 FIG. 8 is a bottom plan view thereof.

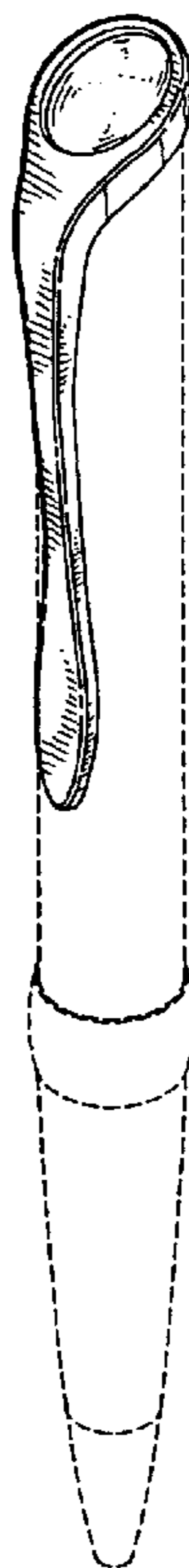
The indicia in FIG. 2 and the structural features in FIGS. 1 through 6 depicted by means of broken lines have been shown for illustrative purposes only and form no part of the claimed design.

(56) **References Cited**

U.S. PATENT DOCUMENTS

- 1,263,327 A * 4/1918 Kristofek 24/11 M
- 1,388,219 A * 8/1921 Thompson 24/11 CC
- 1,412,938 A * 4/1922 Halket 24/11 F
- 2,039,410 A * 5/1936 Harris 24/11 F
- 2,141,990 A * 12/1938 Kahn 40/334
- 2,159,745 A * 5/1939 Marshall 40/334
- D343,196 S * 1/1994 Liguori D19/57

1 Claim, 4 Drawing Sheets



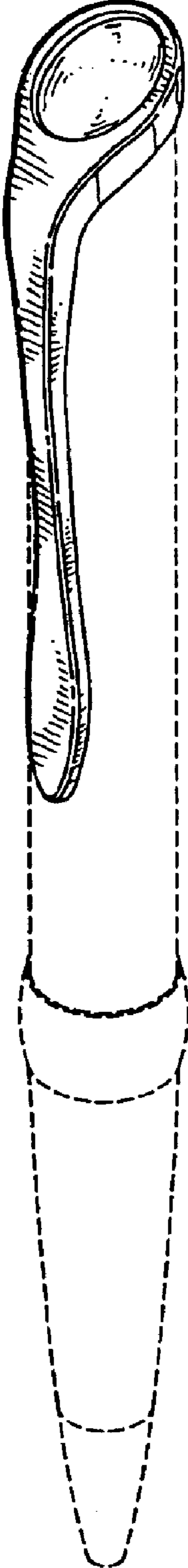


FIG. 1

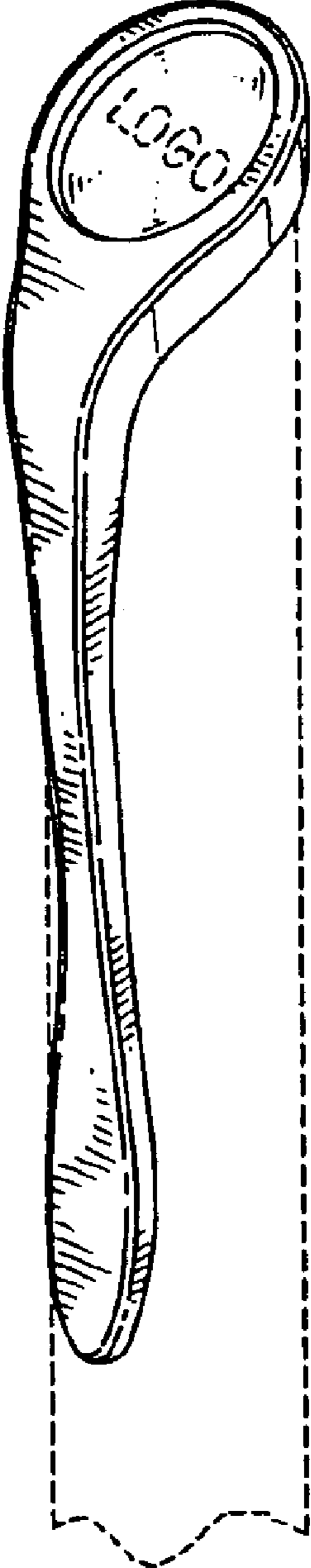


FIG. 2

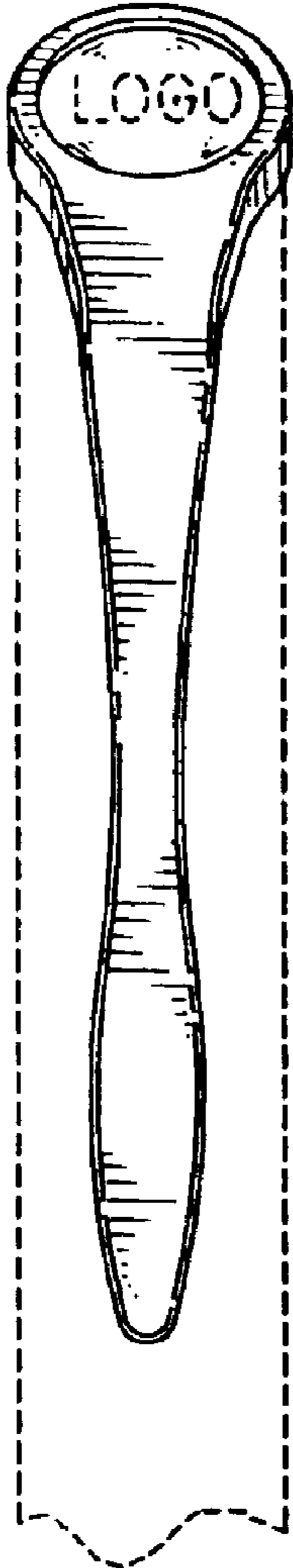


FIG. 3

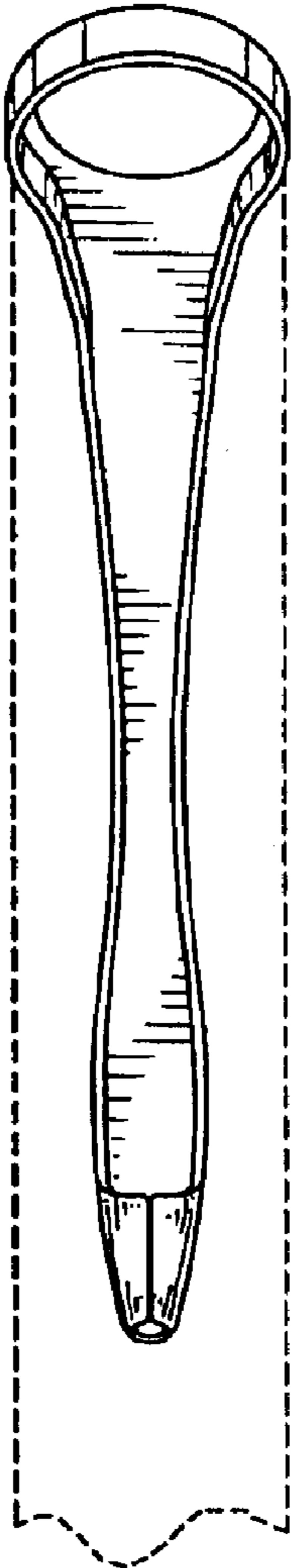


FIG. 4

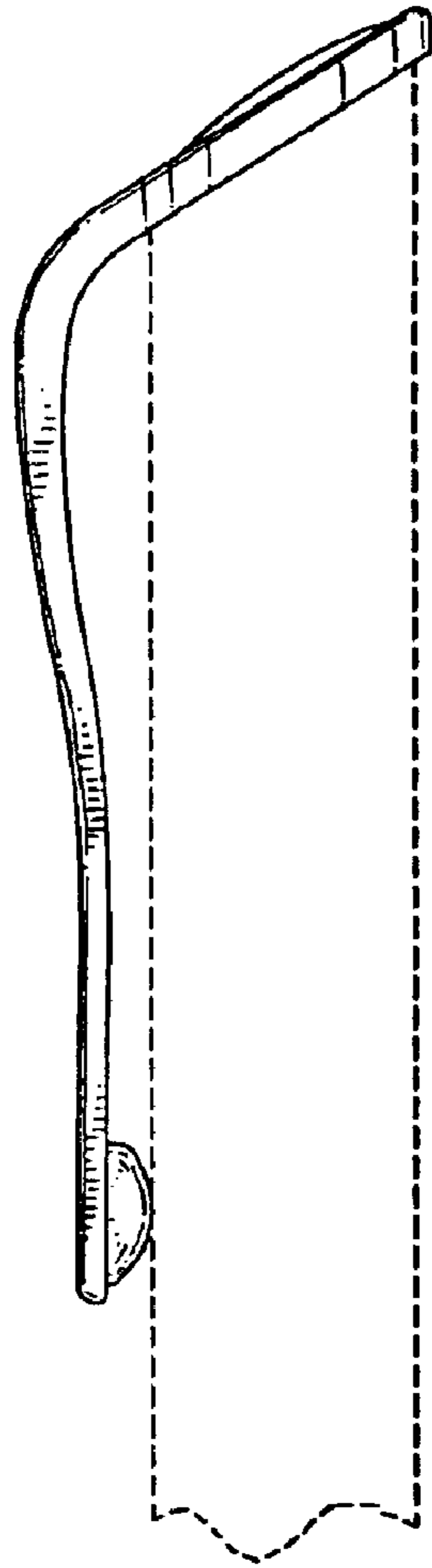


FIG. 5

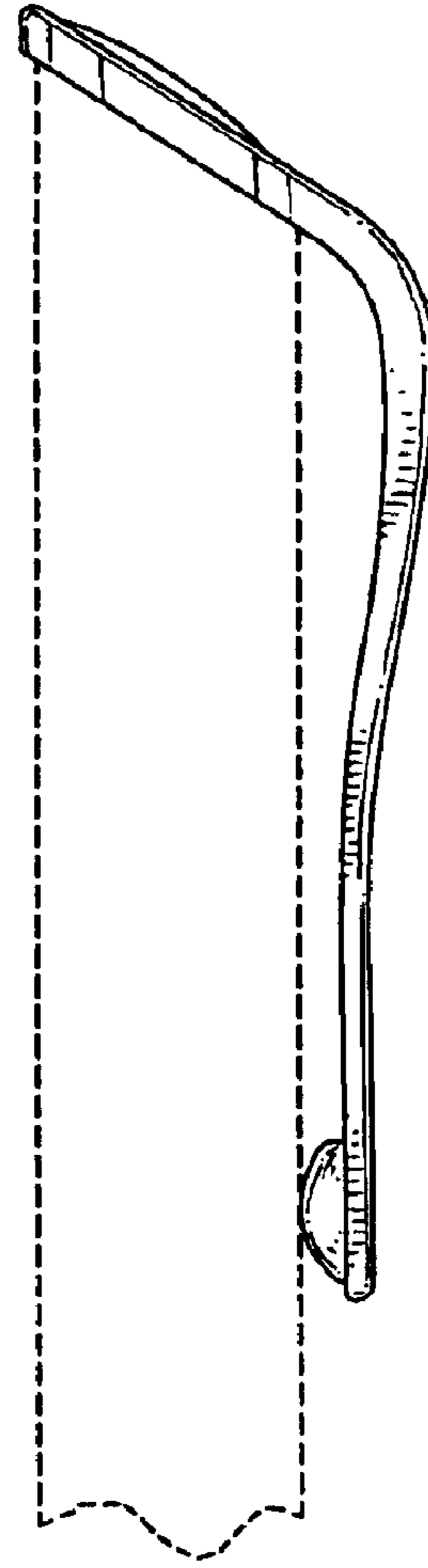


FIG. 6

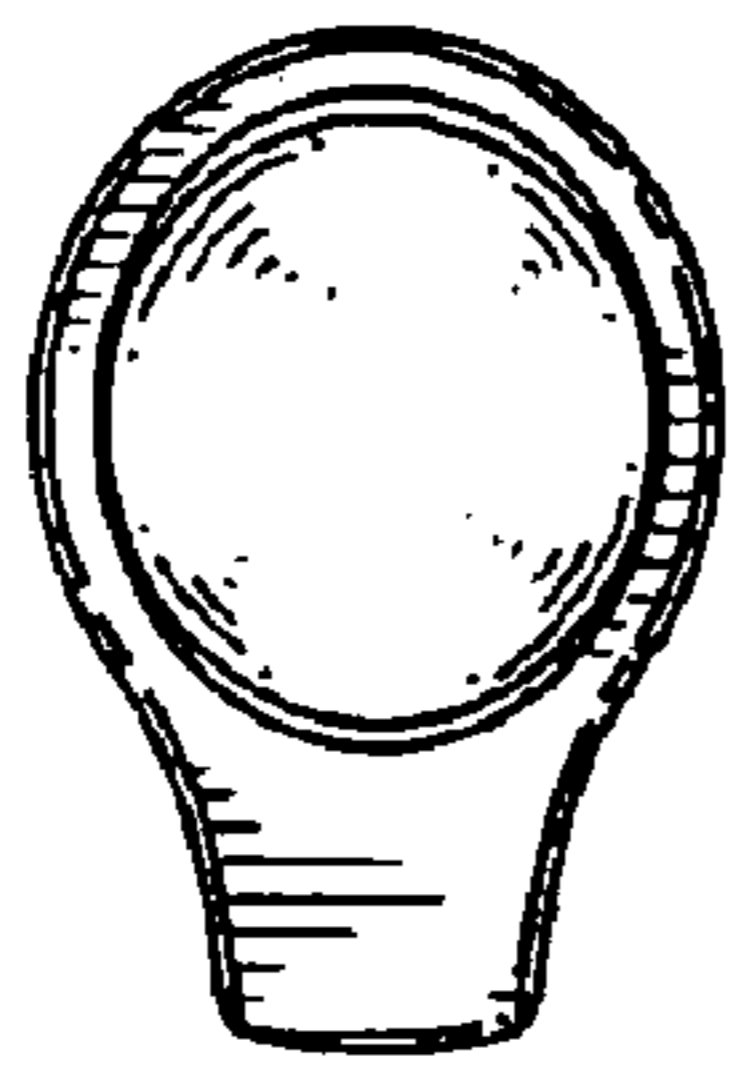


FIG. 7

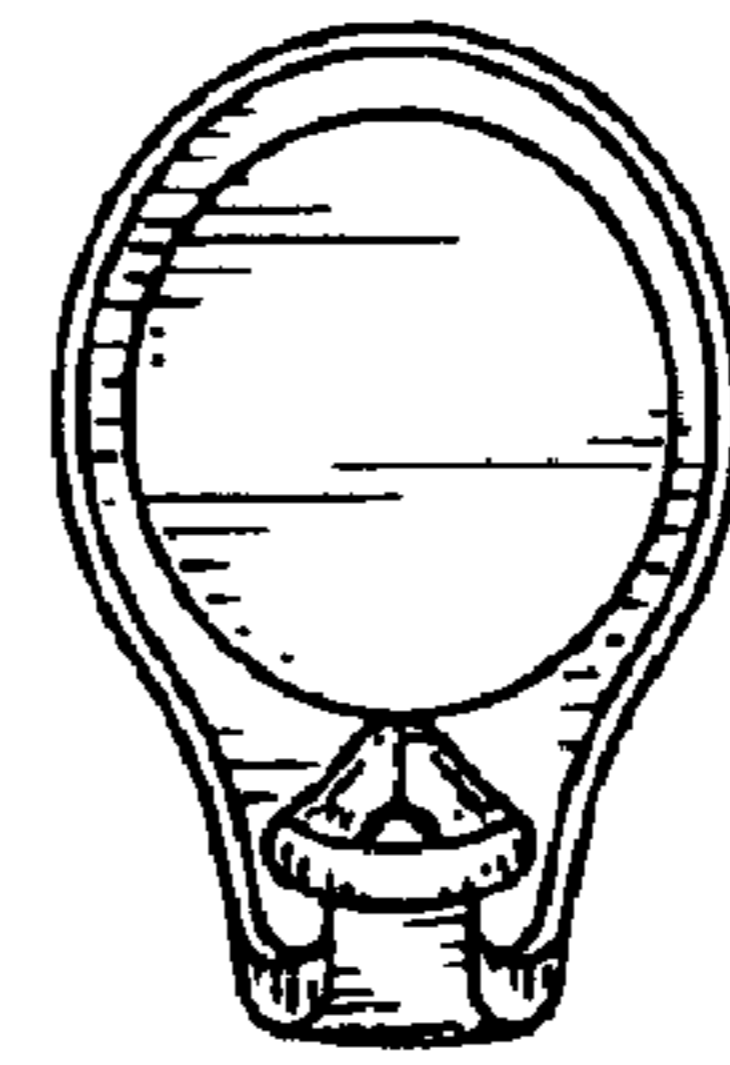


FIG. 8