

US00D505149S

(12) **United States Design Patent**
Backx et al.

(10) **Patent No.: US D505,149 S**
(45) **Date of Patent: ** May 17, 2005**

(54) **INFLATABLE STABILIZER**

D394,752 S * 6/1998 Tsui D6/300
D480,411 S * 10/2003 Smith D16/242

(76) Inventors: **Jeroen D. Backx**, Dijkstraat 40, 4814
CH Breda (NL); **Leonardus A. M.**
Teklenburg, Dijkstraat 40, 4814 Breda
(NL)

* cited by examiner

Primary Examiner—Adir Aronovich
(74) *Attorney, Agent, or Firm*—Gordon & Jacobson, P.C.

(**) Term: **14 Years**

(57) **CLAIM**

(21) Appl. No.: **29/183,417**

The ornamental design for an inflatable stabilizer, as shown
and described.

(22) Filed: **Jun. 11, 2003**

DESCRIPTION

(30) **Foreign Application Priority Data**

Dec. 12, 2002 (WO) DM/062319

(51) **LOC (7) Cl.** **16-05**

(52) **U.S. Cl.** **D16/242; D14/261**

(58) **Field of Search** D6/300, 456; D14/202,
D14/203, 261; D16/237, 242, 243; 248/346.01;
353/16, 17

FIG. 1 is a perspective view of an inflatable stabilizer,
showing our new design;

FIG. 2 is a top view thereof; the bottom being identical
except for the valve shown as dotted and which we are
disclaiming;

FIG. 3 is a front view thereof, the back side being a mirror
image; and,

FIG. 4 is a side view thereof; the back side being a mirror
image.

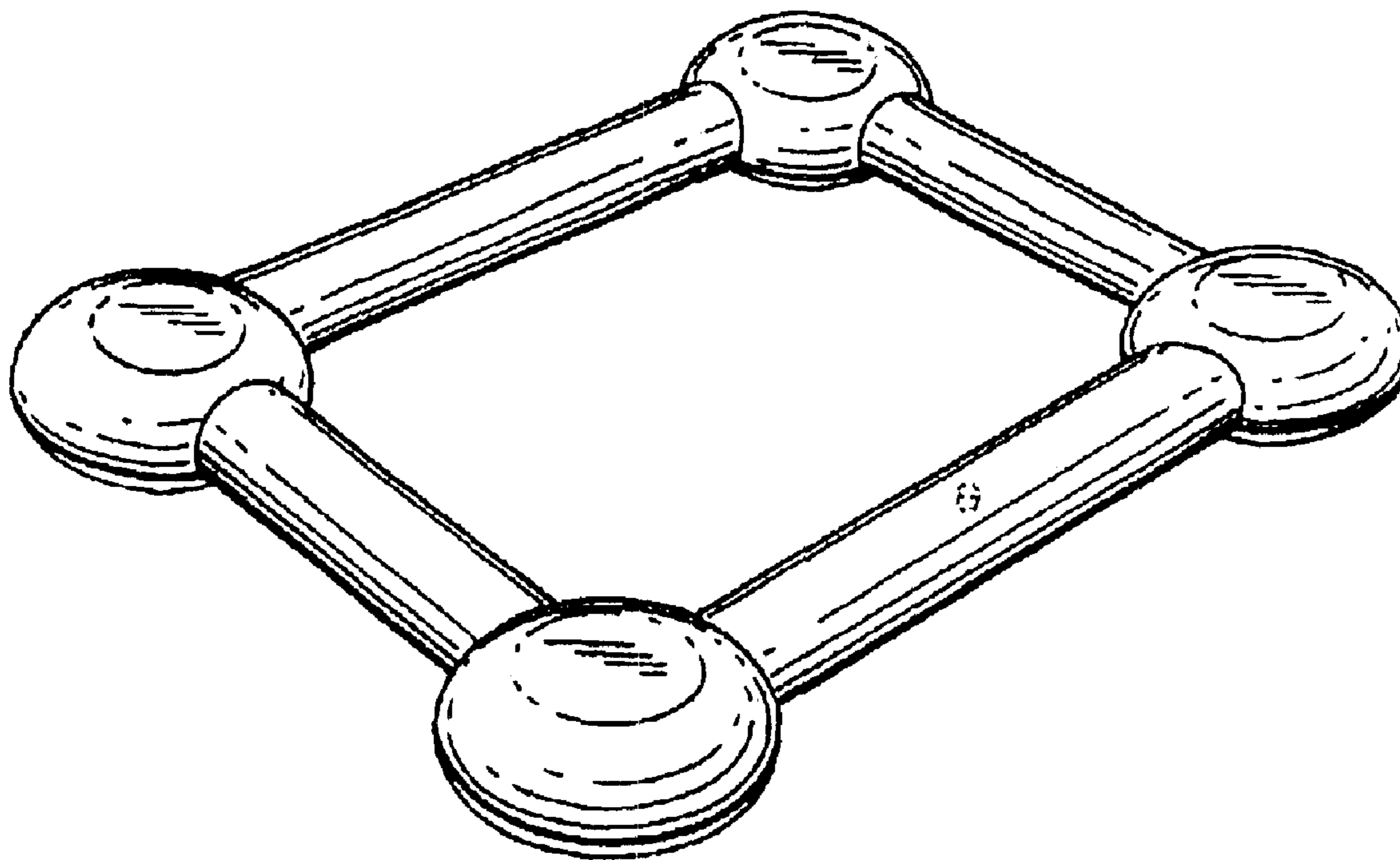
The broken line showing of a valve is for illustrative
purposes only and forms no part of the claimed design.

(56) **References Cited**

U.S. PATENT DOCUMENTS

D41,430 S * 6/1911 Golden D6/300
D210,852 S * 4/1968 Hart D14/261

1 Claim, 1 Drawing Sheet



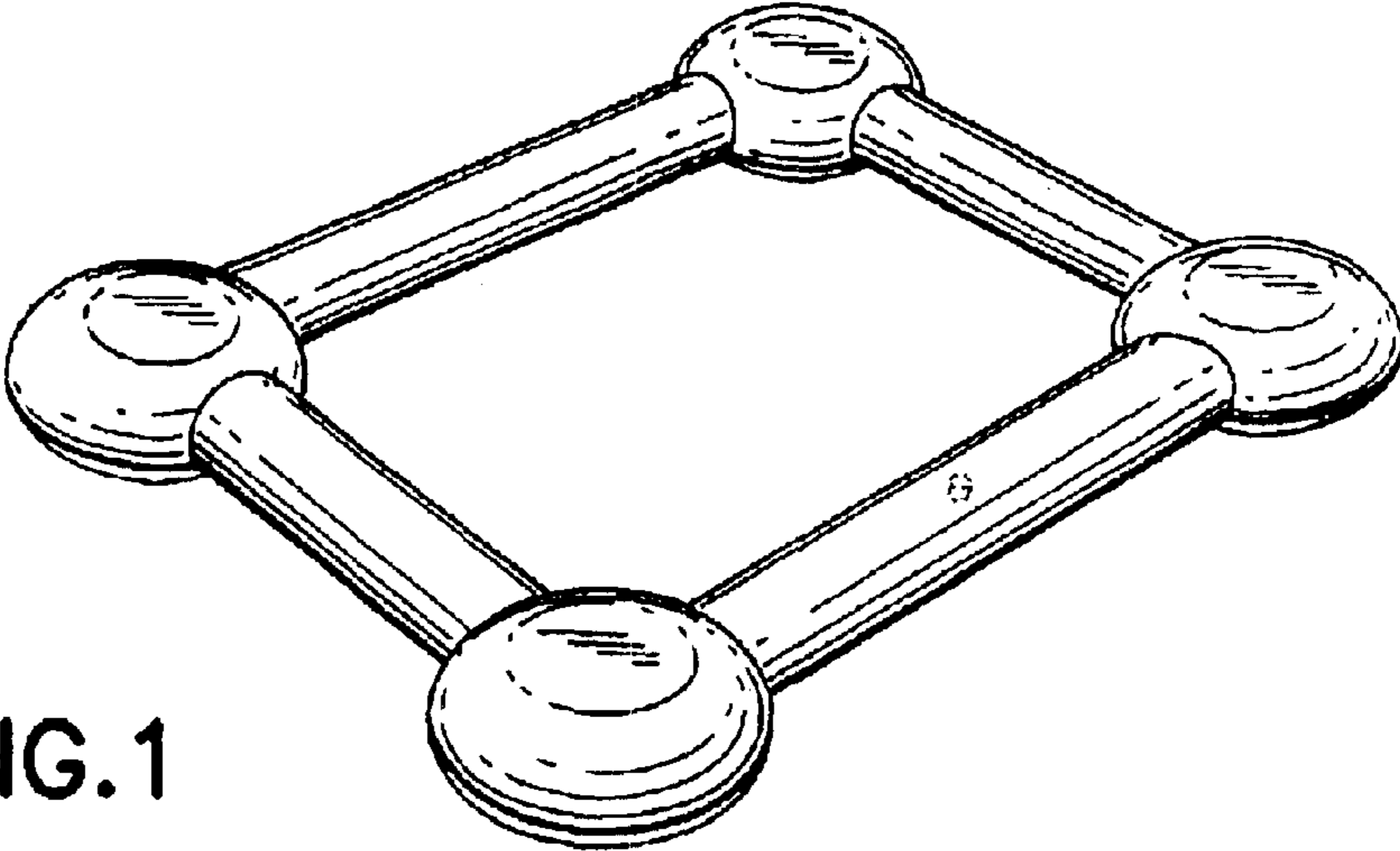


FIG. 1

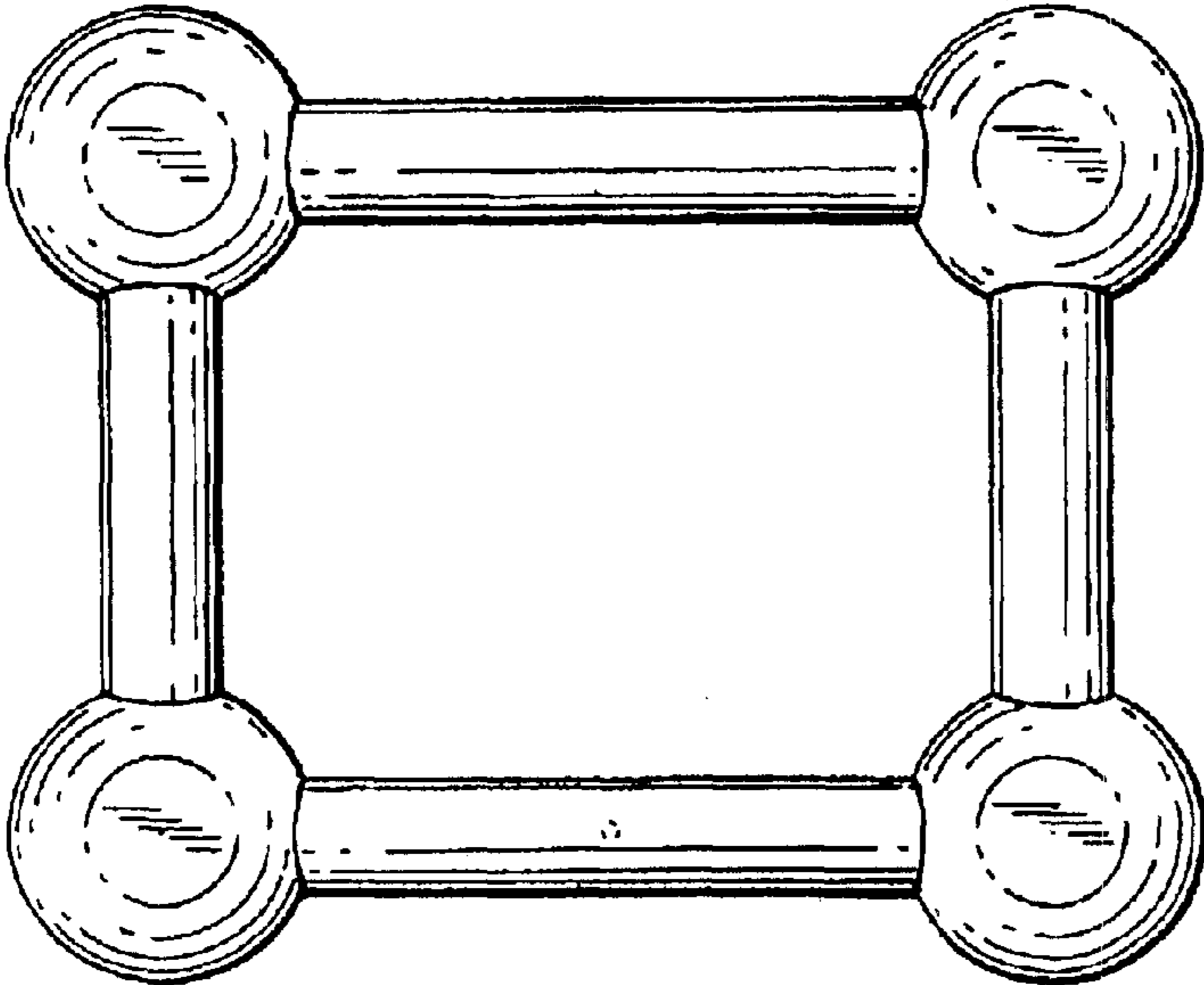


FIG. 2

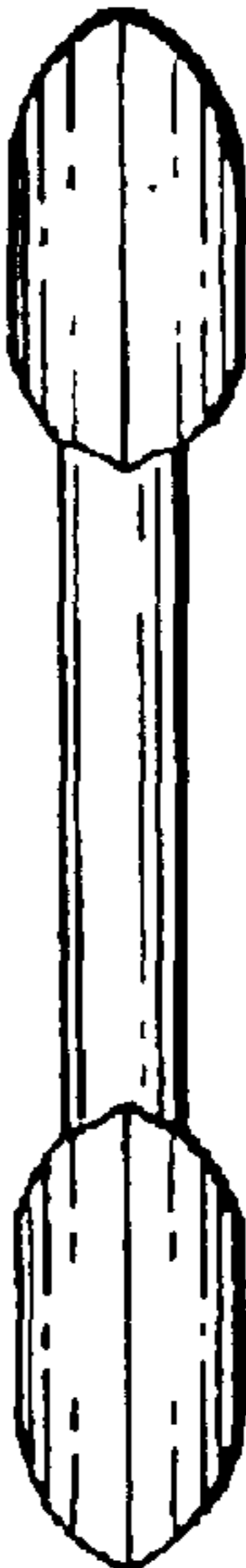


FIG. 4




FIG. 3