

US00D505131S

(12) **United States Design Patent**
Lee et al.

(10) **Patent No.:** **US D505,131 S**
(45) **Date of Patent:** **** May 17, 2005**

(54) **CHANNEL SPEAKER**

(75) Inventors: **Noel Lee**, Las Vegas, NV (US);
Kendrew Lee, Fremont, CA (US)

(73) Assignee: **Monster, LLC**, Las Vegas, NV (US)

(**) Term: **14 Years**

(21) Appl. No.: **29/195,018**

(22) Filed: **Dec. 3, 2003**

(51) **LOC (7) Cl.** **14-01**

(52) **U.S. Cl.** **D14/215; D14/211**

(58) **Field of Search** D14/204, 207,
D14/209-216, 356; 181/143-144, 147-148,
150, 157, 198-199, 151, 153; 381/300-302,
306, 333, 345, 361-364, 386-388

(56) **References Cited**

U.S. PATENT DOCUMENTS

4,334,211	A	*	6/1982	McConnell et al.	181/198
D276,806	S	*	12/1984	Eberbach	D14/214
4,756,382	A	*	7/1988	Hudson, III	181/156
D344,951	S	*	3/1994	Christie	D14/216
D375,746	S	*	11/1996	Wu	D14/216

D480,069 S * 9/2003 Carbone et al. D14/216

* cited by examiner

Primary Examiner—Nanda Bondade

(74) *Attorney, Agent, or Firm*—LaRiviere, Grubman & Payne, LLP

(57) **CLAIM**

The ornamental design for a channel speaker, as depicted in FIGS. 1-7.

DESCRIPTION

A portion of the disclosure contains material to which a claim of copyright has been made. The copyright owner has no objection to the facsimile reproduction by anyone of the patent document or the patent disclosure, as it appears in the Patent and Trademark Office patent file or records, but reserves all other copyright rights whatsoever.

FIG. 1 is a perspective view of a channel speaker in accordance with the present invention;

FIG. 2 is a top view thereof;

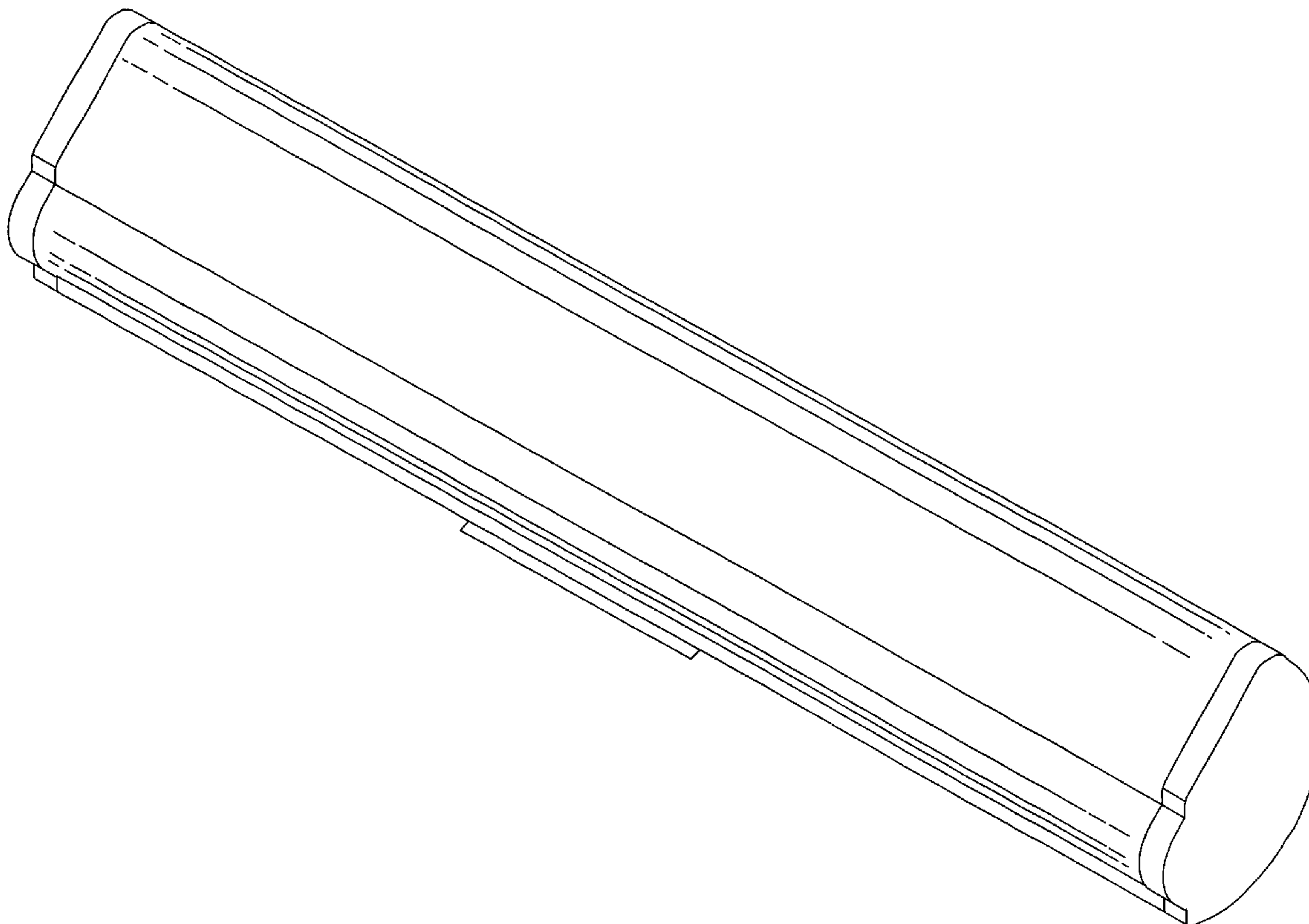
FIG. 3 is a rear view thereof;

FIG. 4 is a right side view thereof;

FIG. 5 is a left side view thereof; and,

FIG. 6 is a bottom view thereof.

1 Claim, 3 Drawing Sheets






Figure 1




Figure 2




Figure 3

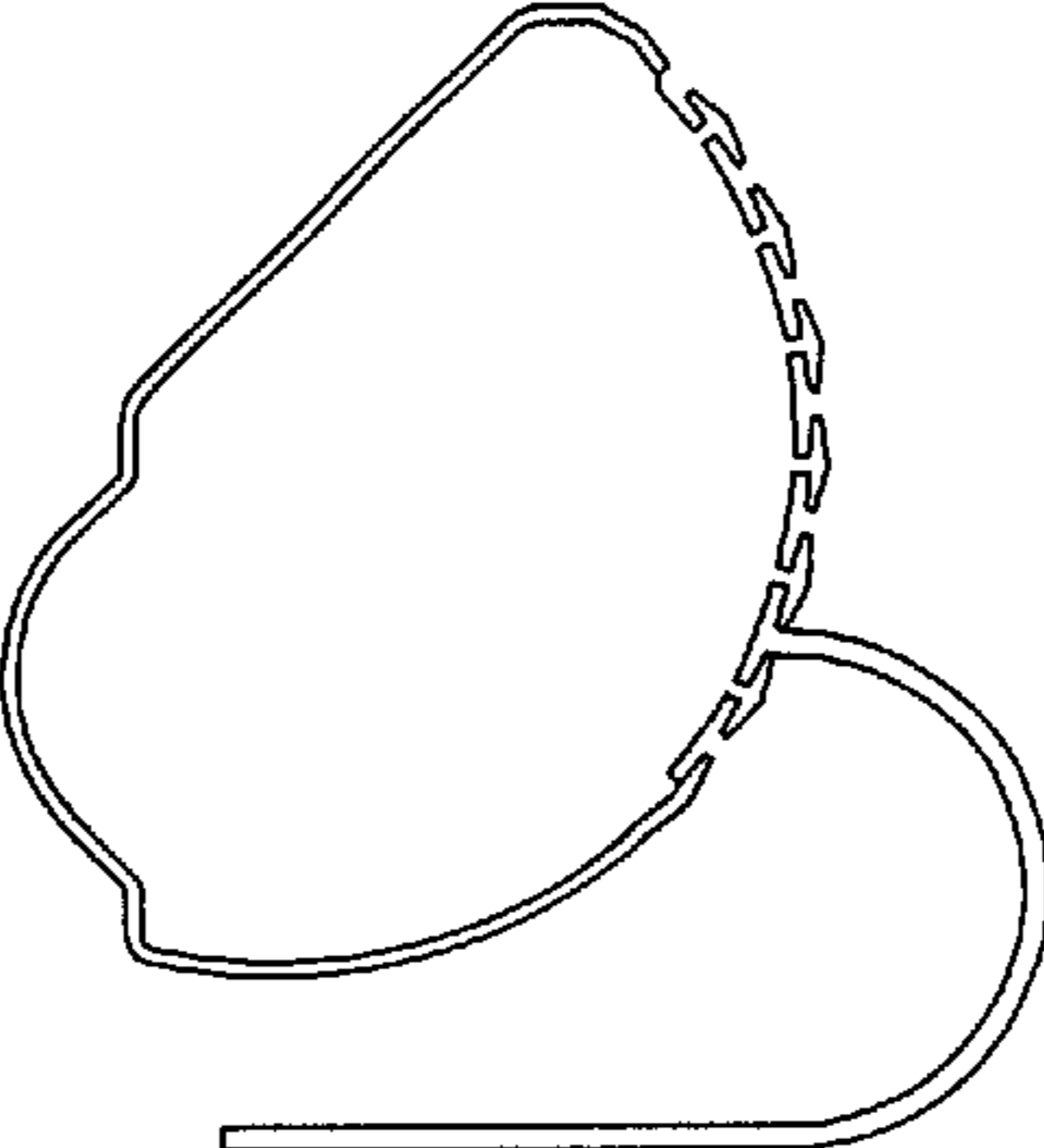


Figure 4

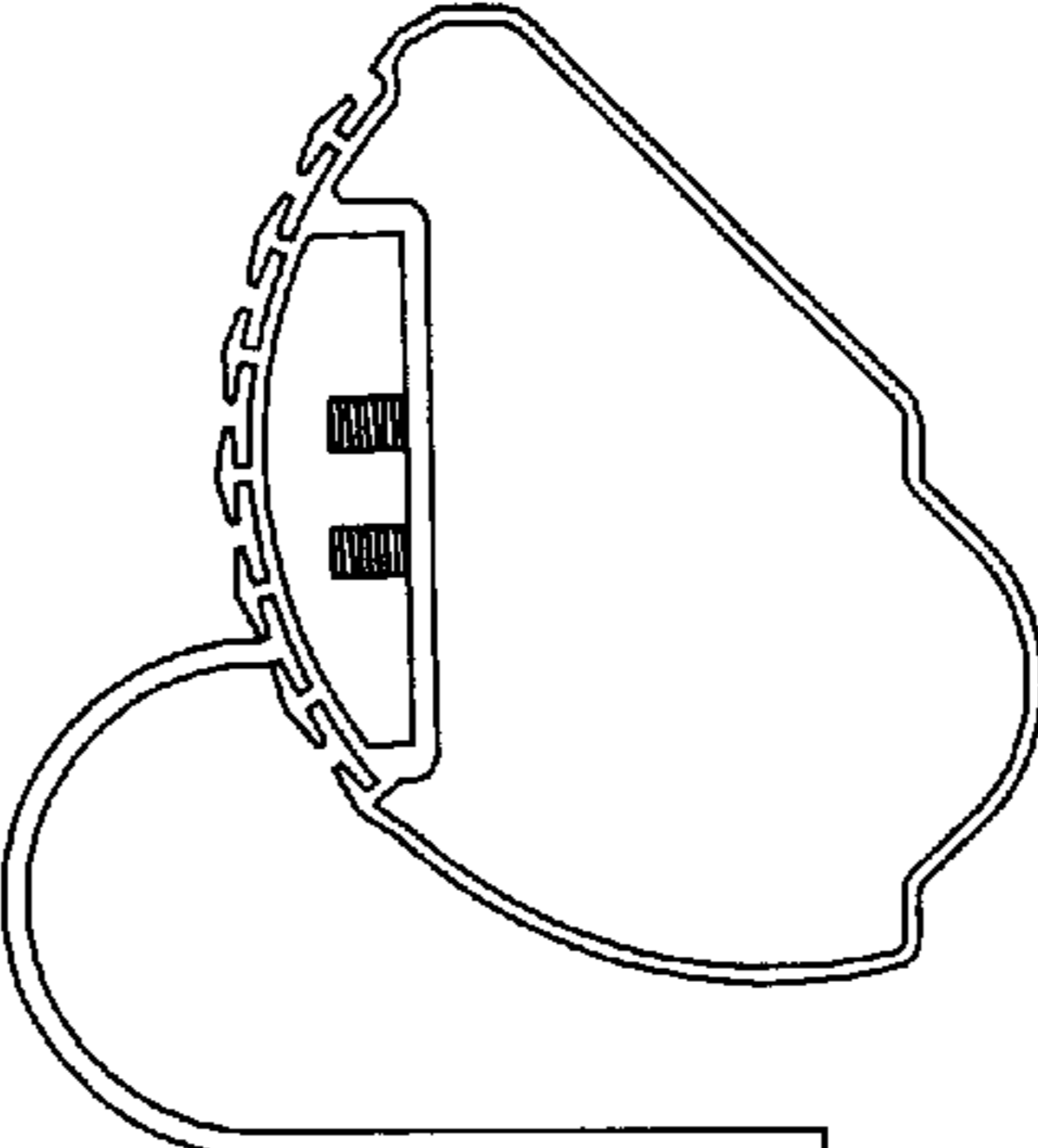


Figure 5




Figure 6