

US00D505124S

(12) **United States Design Patent**
Takada

(10) **Patent No.:** **US D505,124 S**

(45) **Date of Patent:** **** May 17, 2005**

(54) **MOBILE PHONE**

(75) **Inventor:** **Masahiko Takada, Osaka (JP)**

(73) **Assignees:** **Sanyo Electric Co., Ltd., Osaka (JP);**
Sanyo Telecommunication co., Ltd.,
Osaka (JP)

(**) **Term:** **14 Years**

(21) **Appl. No.:** **29/205,093**

(22) **Filed:** **May 6, 2004**

(30) **Foreign Application Priority Data**

Nov. 6, 2003 (JP) 2003-032735

(51) **LOC (7) Cl.** **14-03**

(52) **U.S. Cl.** **D14/138**

(58) **Field of Search** D14/137, 138,
D14/218, 147-148, 247-248, 144, 341-347;
379/433.01-433.13, 419, 434, 428.01-428.04,
420.01-420.04, 440; 455/550.1-90.3; D21/517;
D13/168; 345/168, 169

(56) **References Cited**

U.S. PATENT DOCUMENTS

- D445,412 S * 7/2001 Lee et al. D14/138
- D447,128 S * 8/2001 Lee et al. D14/138
- D477,296 S * 7/2003 Minamide D14/138
- 6,650,913 B1 * 11/2003 Hayashi 455/575.3
- D485,248 S * 1/2004 Ogawa D14/138
- D485,818 S * 1/2004 Yabe et al. D14/138
- D486,809 S * 2/2004 Hwang D14/138
- D487,443 S * 3/2004 Yoon D14/138
- D487,444 S * 3/2004 Yoon D14/138
- D489,345 S * 5/2004 Shimamura et al. D14/138
- D489,699 S * 5/2004 Hwang et al. D14/138
- D490,065 S * 5/2004 Shimazu et al. D14/138
- D491,906 S * 6/2004 Okamatsu D14/138

- D491,907 S * 6/2004 Ogawa D14/138
- D494,946 S * 8/2004 Rausch et al. D14/138
- D496,016 S * 9/2004 Hoo D14/138
- D496,018 S * 9/2004 Koo et al. D14/138
- D496,019 S * 9/2004 Okada et al. D14/138
- D496,020 S * 9/2004 Lee D14/138
- 2004/0058715 A1 * 3/2004 Taniguchi et al. 455/566
- 2004/0077385 A1 * 4/2004 Makino et al. 455/575.1
- 2004/0132513 A1 * 7/2004 Taneda et al. 455/575.3

FOREIGN PATENT DOCUMENTS

- JP D1174907 * 6/2002
- JP D1153259 9/2002
- JP D1160803 12/2002
- JP D1183170 * 8/2003
- JP D1185434 9/2003

* cited by examiner

Primary Examiner—Jeffrey Asch

(74) *Attorney, Agent, or Firm*—Darby & Darby

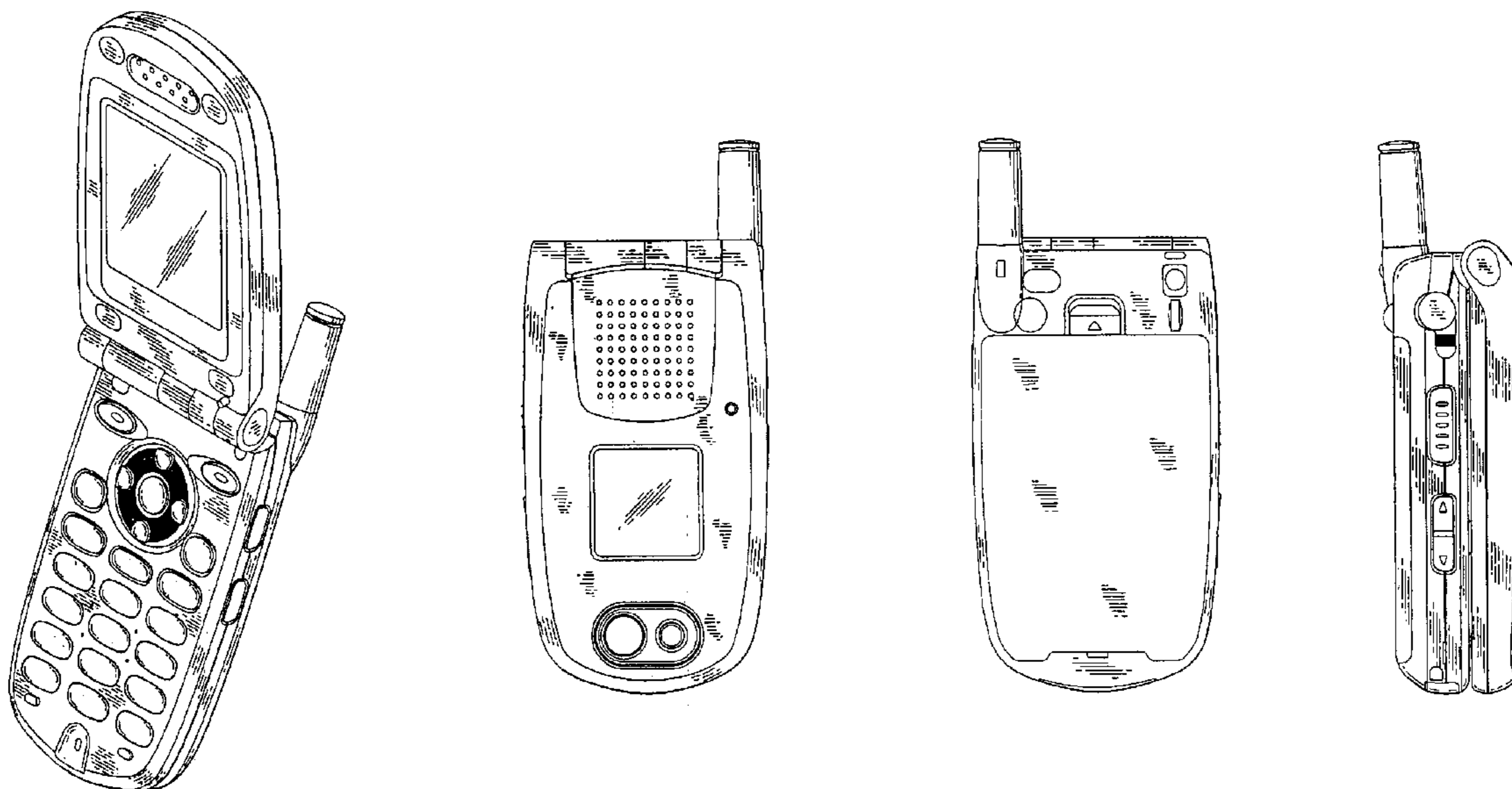
(57) **CLAIM**

I claim the ornamental design for a mobile phone, as shown.

DESCRIPTION

FIG. 1 is a top, front, and right side perspective view of my new design for a mobile phone in an open position;
 FIG. 2 is a top, front and right side perspective view of my new design for a mobile phone in a closed position;
 FIG. 3 is a front elevation view of my design for a mobile phone in a closed position;
 FIG. 4 is a rear elevation view thereof in a closed position;
 FIG. 5 is a top plan view thereof in a closed position;
 FIG. 6 is a bottom plan view thereof in a closed position;
 FIG. 7 is a left side elevation view thereof in a closed position; and,
 FIG. 8 is a right side elevation view thereof in a closed position.

1 Claim, 3 Drawing Sheets



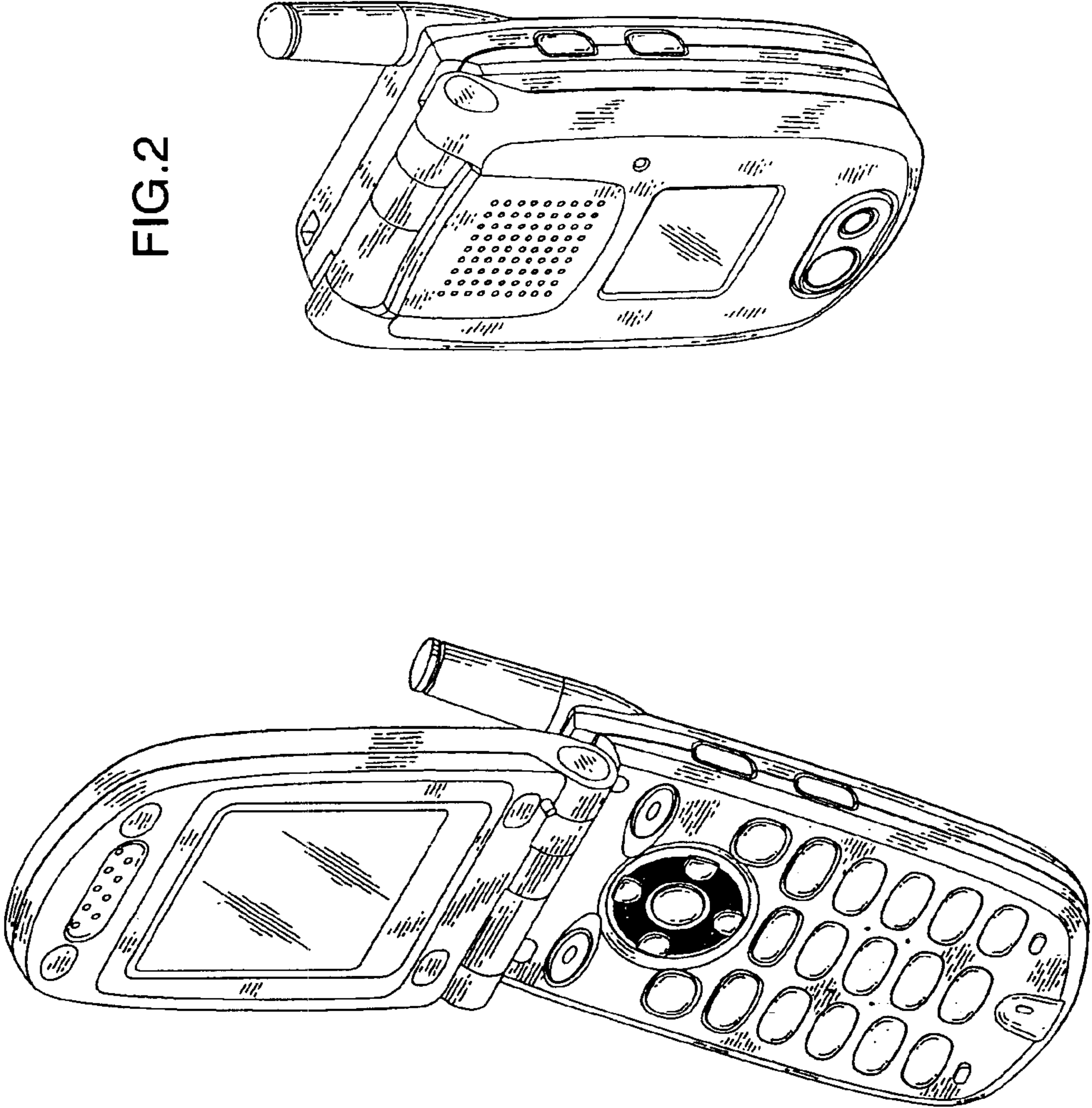


FIG.1

FIG.2

FIG.4

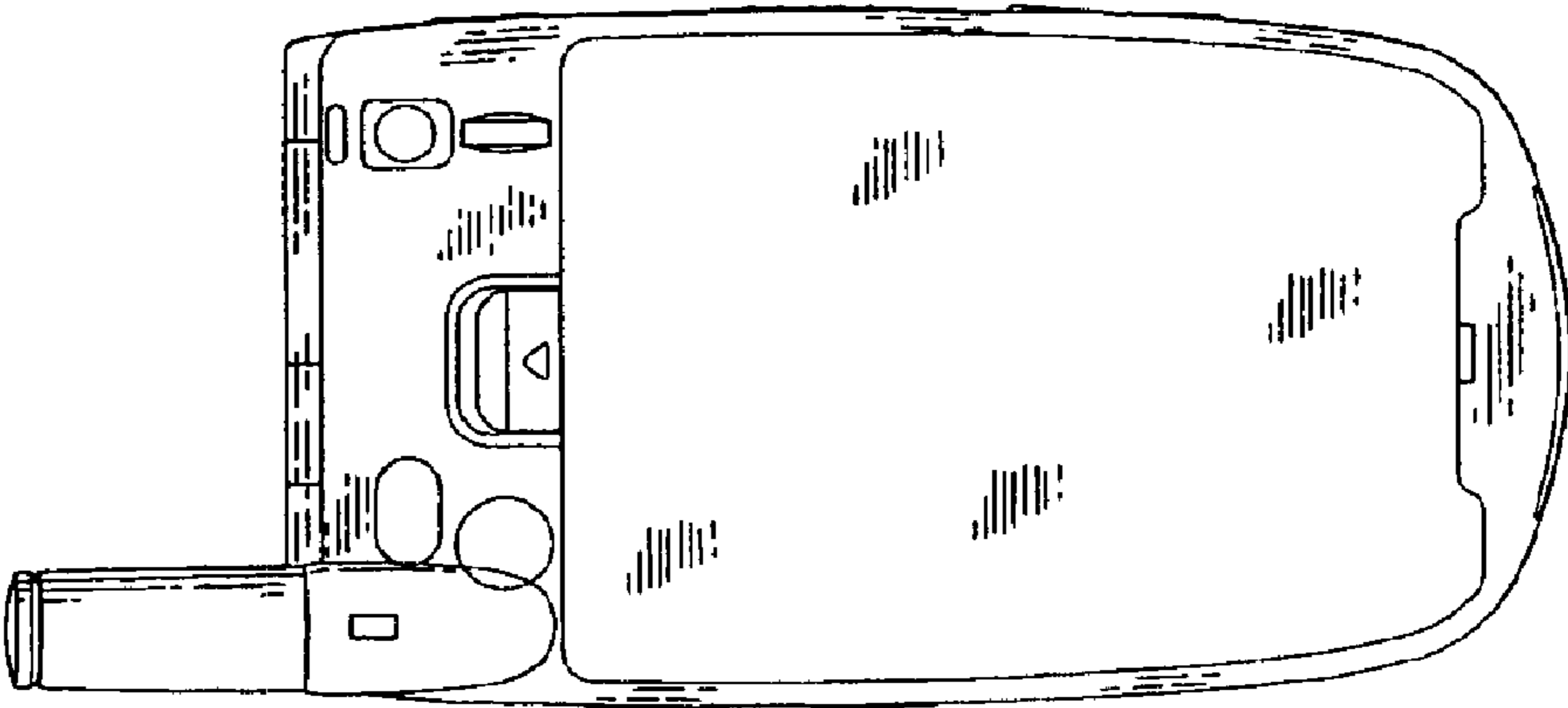


FIG.3

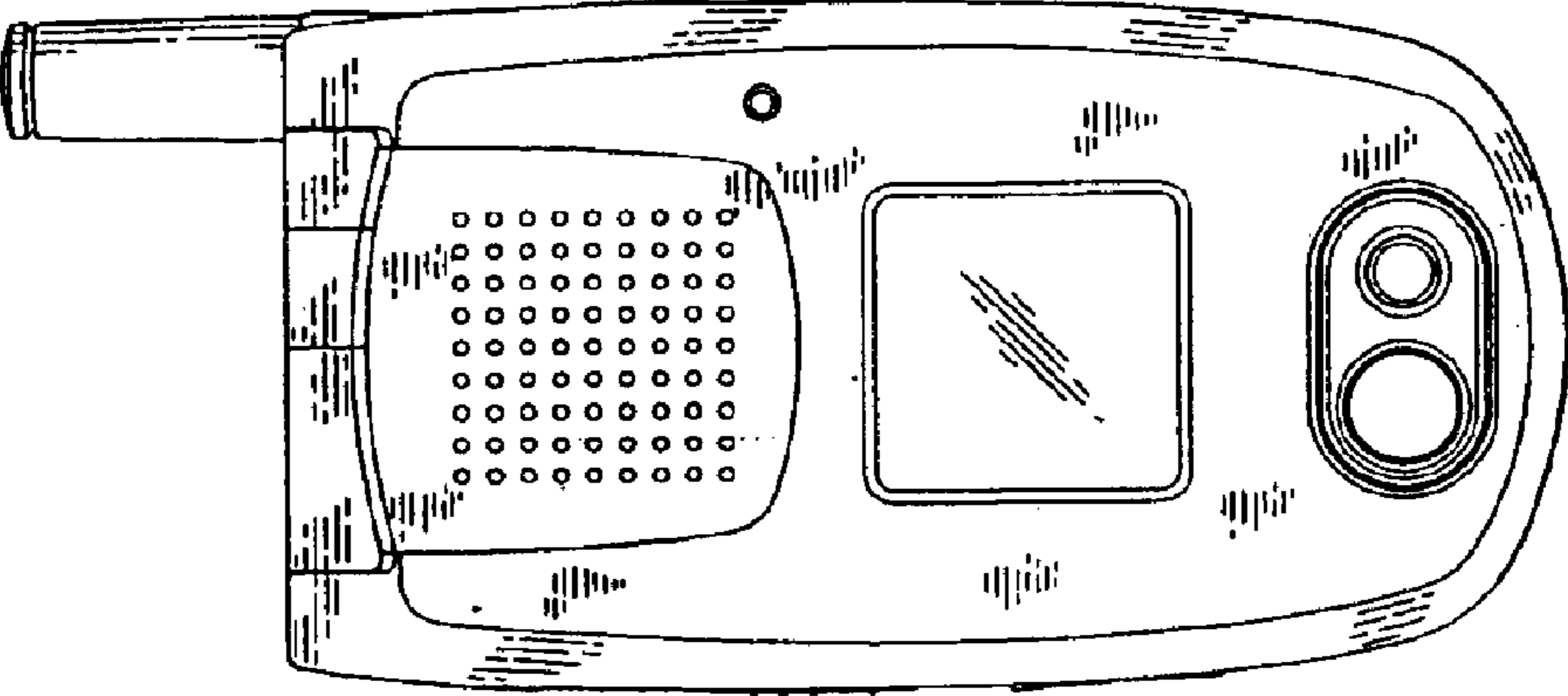


FIG.8

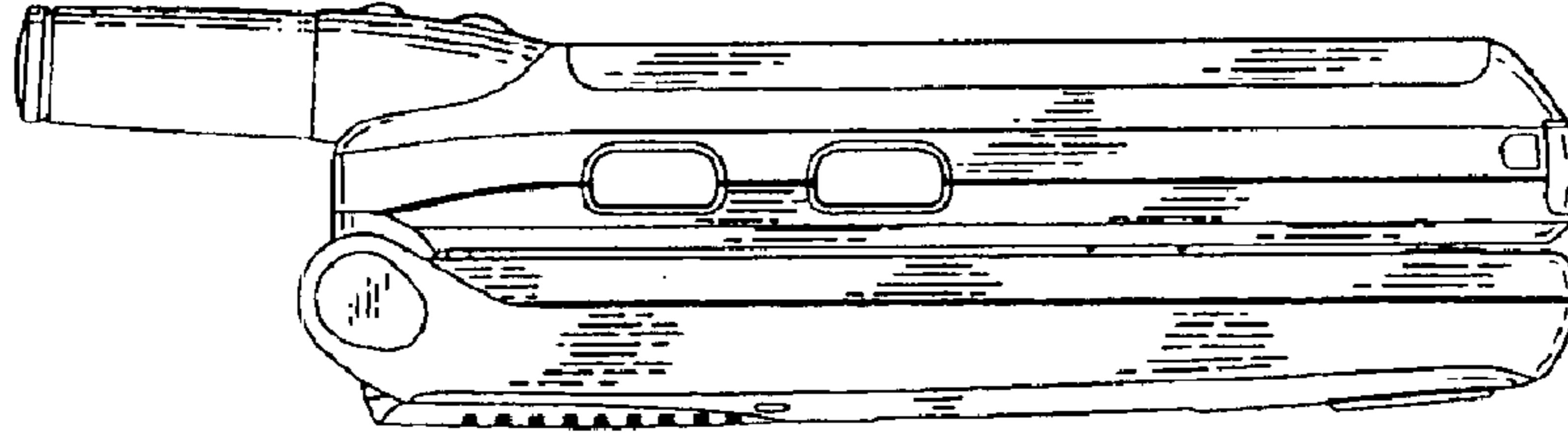


FIG.7

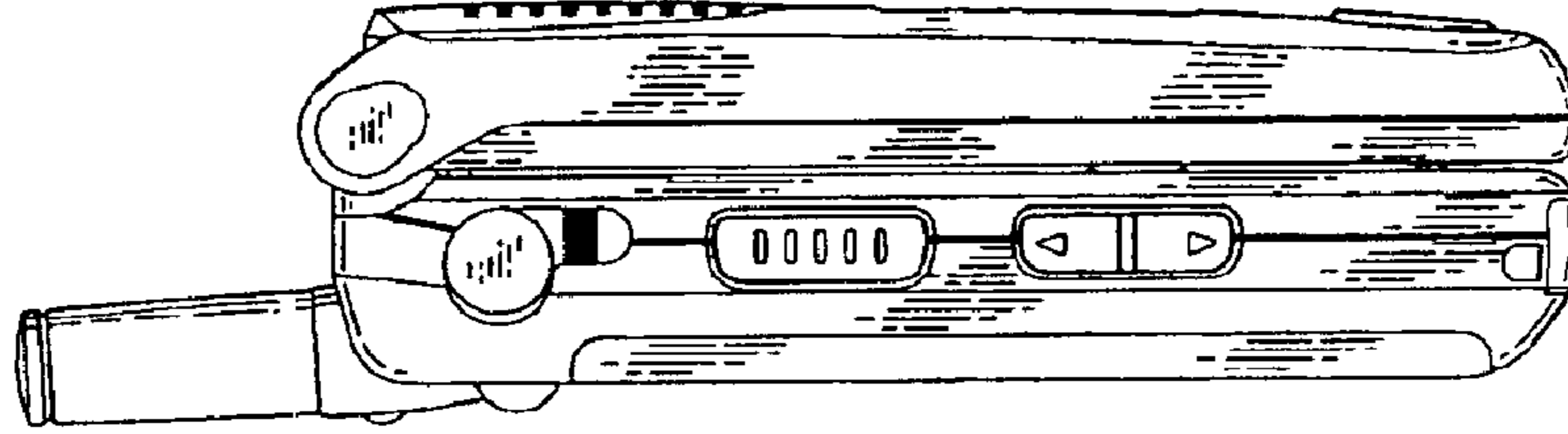


FIG.5

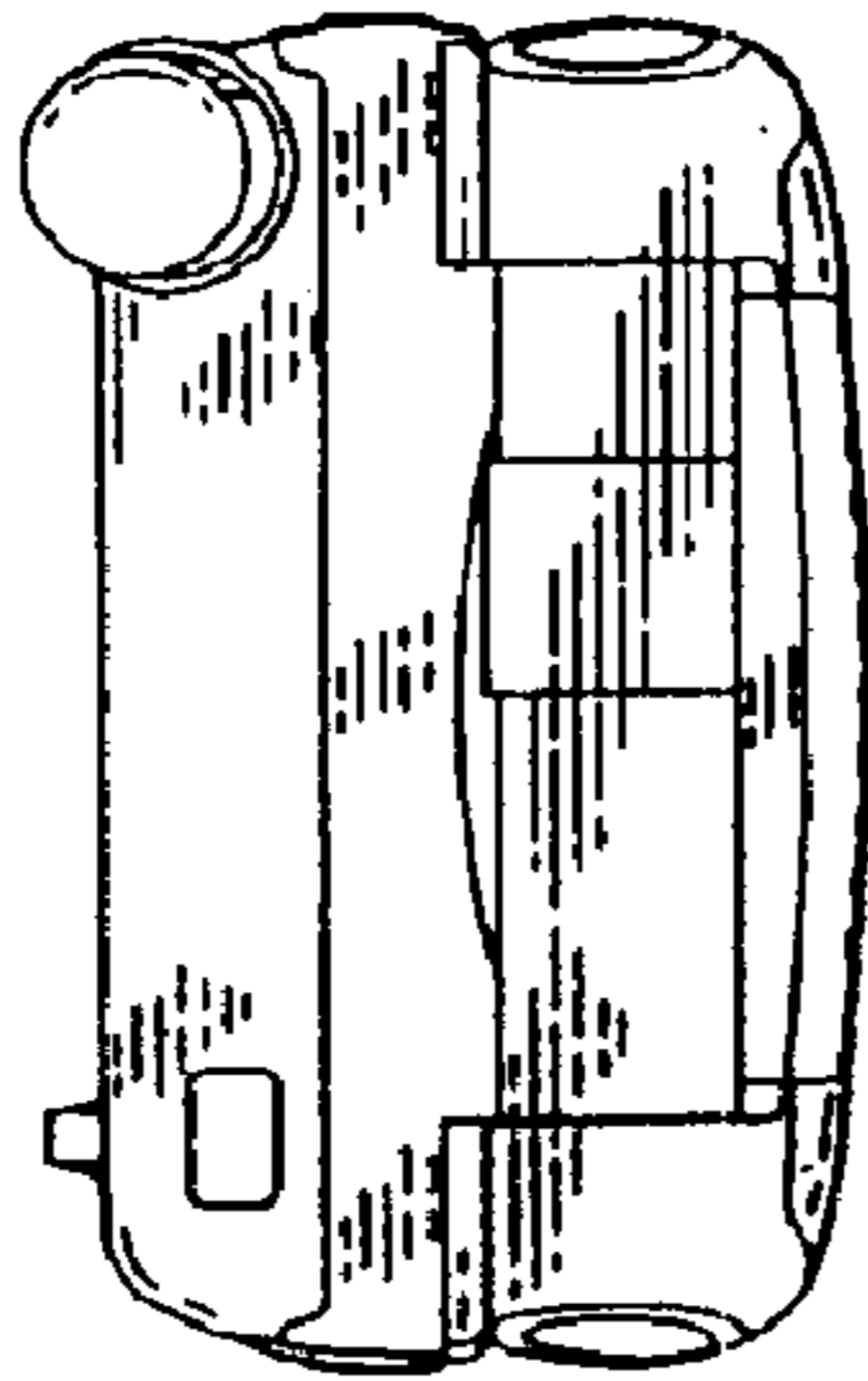
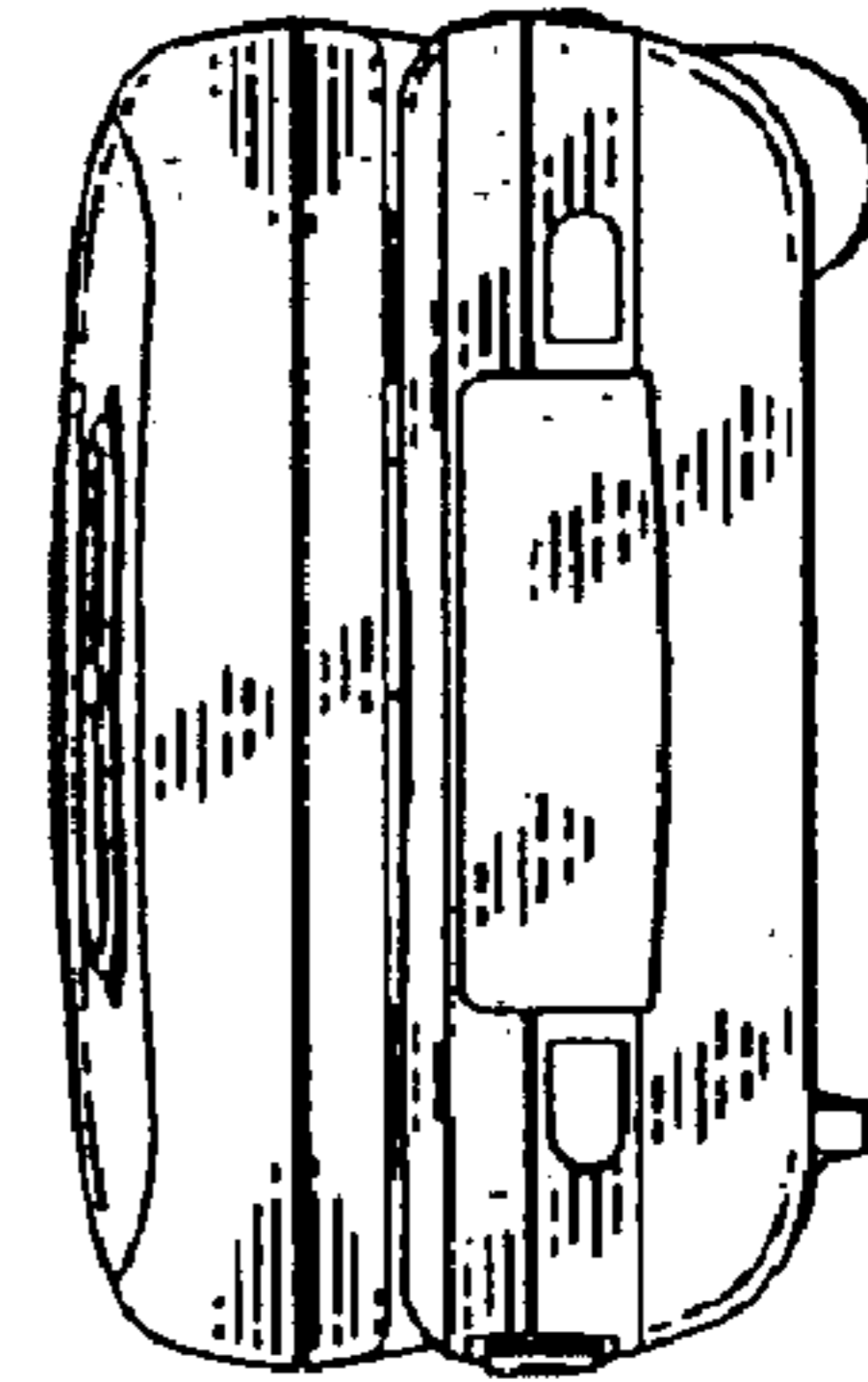


FIG.6



UNITED STATES PATENT AND TRADEMARK OFFICE
CERTIFICATE OF CORRECTION

PATENT NO. : Des. 505,124 S
DATED : May 17, 2005
INVENTOR(S) : Tateki Aihara et al.

Page 1 of 1

It is certified that error appears in the above-identified patent and that said Letters Patent is hereby corrected as shown below:

Title page.

Item [73], Assignee, delete "**Sanyo Electric Co., Ltd., Osaka (JP)**"; "**Sanyo Telecommunication co., Ltd., Osaka (JP)**"; and substitute -- **Sanyo Electric Co., Ltd., Osaka (JP)**; **Sanyo Telecommunication Co., Ltd., Osaka (JP)** --.

Signed and Sealed this

Thirtieth Day of August, 2005

A handwritten signature in black ink on a light gray dotted background. The signature reads "Jon W. Dudas" in a cursive style.

JON W. DUDAS

Director of the United States Patent and Trademark Office