

US00D505118S

(12) **United States Design Patent**
Arz et al.

(10) **Patent No.:** **US D505,118 S**
(45) **Date of Patent:** **** May 17, 2005**

(54) **REMOTE CONTROL FOR A HEARING AID**

(75) Inventors: **Winfried Arz**, Nürnberg (DE); **Torsten Niederdränk**, Erlangen (DE)

(73) Assignee: **Siemens Audiologische Technik GmbH**, Erlangen (DE)

(**) Term: **14 Years**

(21) Appl. No.: **29/202,280**

(22) Filed: **Mar. 29, 2004**

(30) **Foreign Application Priority Data**

Sep. 29, 2003 (DE) 40306333

(51) **LOC (7) Cl.** **13-03**

(52) **U.S. Cl.** **D13/168**

(58) **Field of Search** D13/168; D10/104,
D10/106; D14/174, 191, 218, 247; 340/825.22,
825.69, 825.72; 341/20, 176; 381/315;
455/95, 128, 151.1-151.4; 600/25, 559;
607/57

(56) **References Cited**

U.S. PATENT DOCUMENTS

D389,806 S * 1/1998 Nielsen D13/168
D409,577 S * 5/1999 Doppelt et al. D13/168

D415,115 S * 10/1999 Kawashima D13/168
D468,706 S * 1/2003 Schelbach D13/168
D479,510 S * 9/2003 Wei D13/168
2004/0013280 A1 * 1/2004 Niederdränk 381/315
2004/0161127 A1 * 8/2004 Wagner 381/315

* cited by examiner

Primary Examiner—Stella Reid

Assistant Examiner—Selina Sikder

(74) *Attorney, Agent, or Firm*—Schiff Hardin LLP

(57) **CLAIM**

The ornamental design of a remote control for a hearing aid, as shown and described.

DESCRIPTION

FIG. 1 is a front elevational view of a remote control for a hearing aid;

FIG. 2 is a back elevational view of the remote control of FIG. 1;

FIG. 3 is a top plan view of the remote control of FIG. 1;

FIG. 4 is a bottom plan view of the remote control of FIG. 2;

FIG. 5 is a side elevational view taken from the left side of the remote control of FIG. 1; and,

FIG. 6 is a side elevational view taken from the right side of the remote control of FIG. 1.

1 Claim, 2 Drawing Sheets


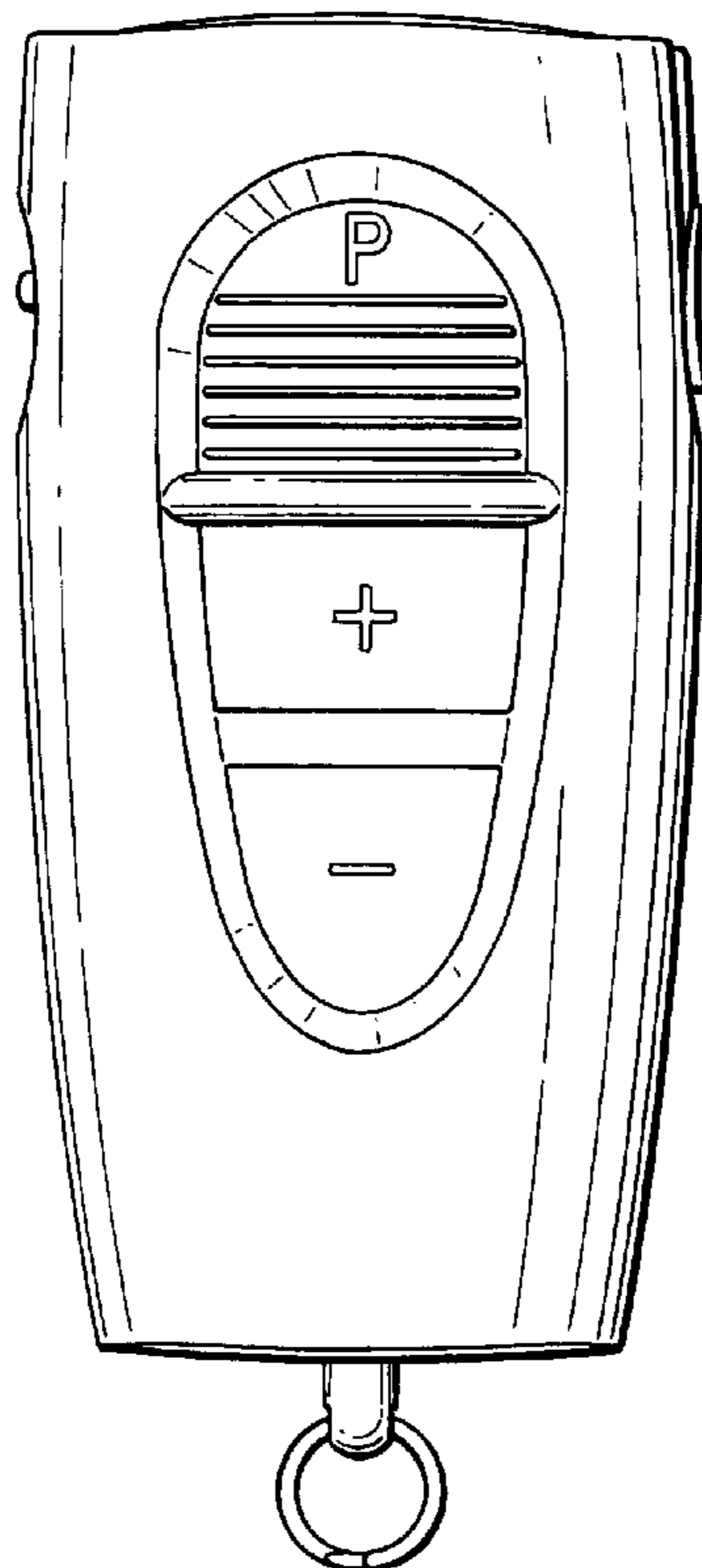


FIG 3

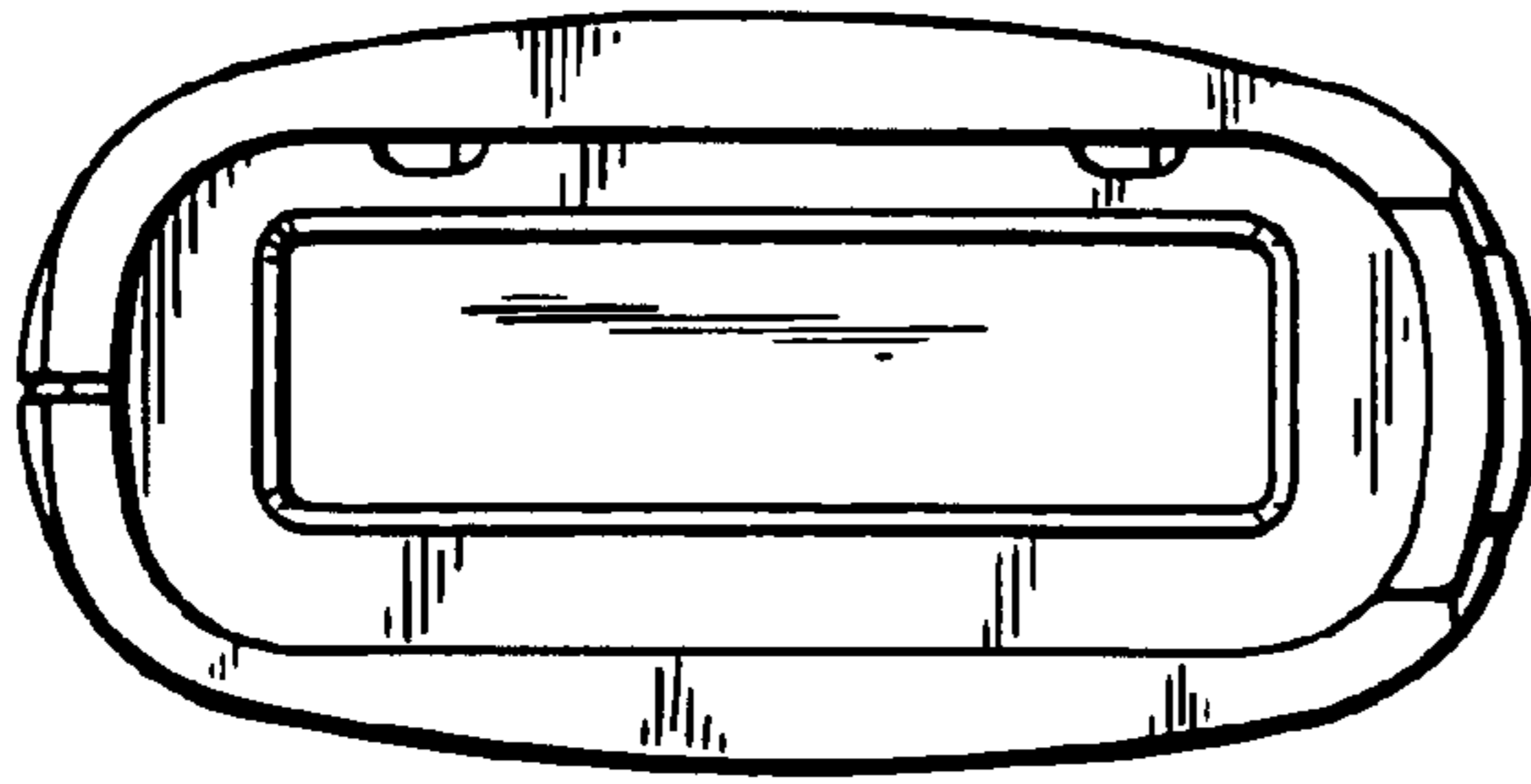


FIG 1

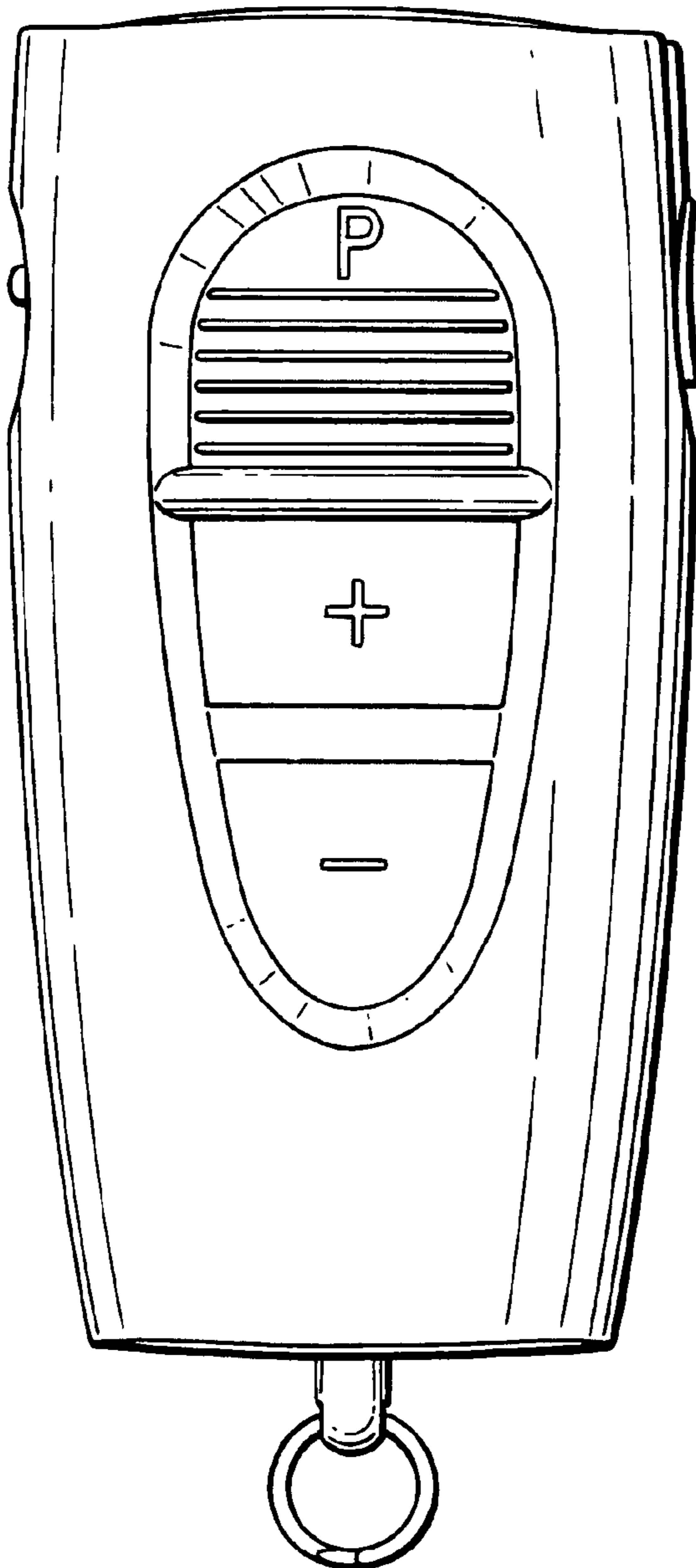


FIG 6




FIG 2

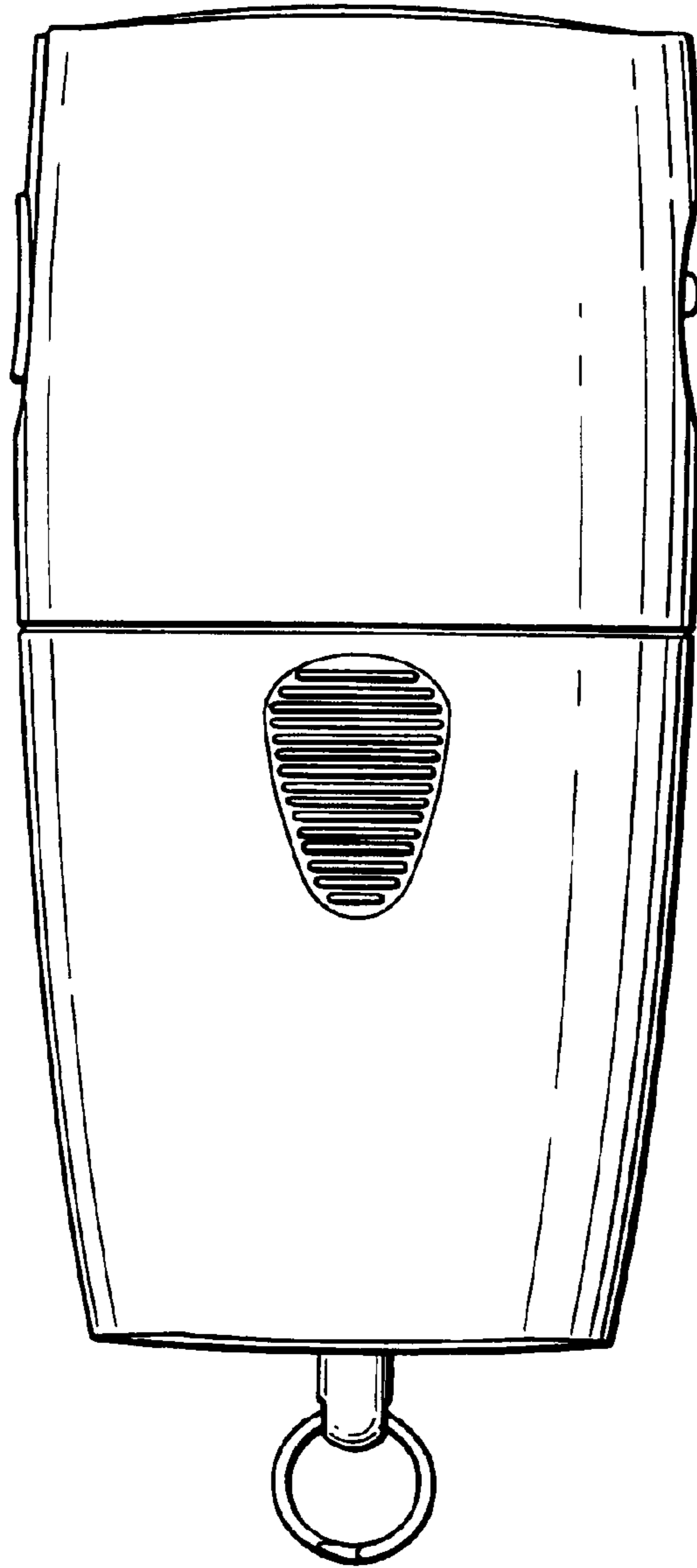


FIG 5

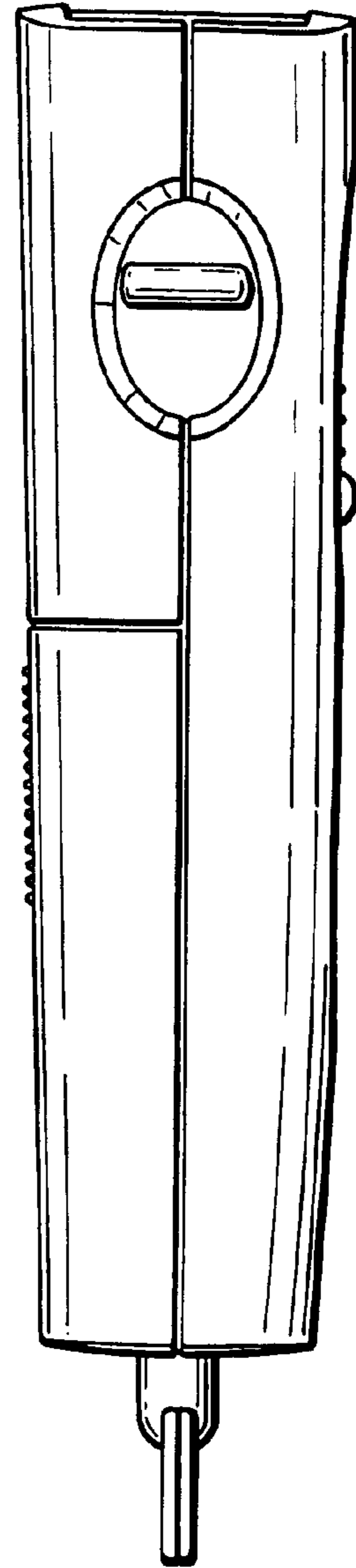


FIG 4

