

US00D505099S

(12) **United States Design Patent** (10) **Patent No.:** **US D505,099 S**  
**Suzuki** (45) **Date of Patent:** **\*\* May 17, 2005**

(54) **GRILL FOR AN AUTOMOBILE**  
(75) Inventor: **Hiroshi Suzuki**, Aichi-ken (JP)  
(73) Assignee: **Toyota Jidosha Kabushiki Kaisha**,  
Aichi-ken (JP)  
(\*\*) Term: **14 Years**  
(21) Appl. No.: **29/200,717**  
(22) Filed: **Mar. 4, 2004**  
(30) **Foreign Application Priority Data**  
Dec. 22, 2003 (JP) ..... 2003-037717  
(51) **LOC (7) Cl.** ..... **12-16**  
(52) **U.S. Cl.** ..... **D12/163**  
(58) **Field of Search** ..... D12/163, 171,  
D12/90-92, 216, 169, 196; 180/68.1, 68.6;  
296/194; 293/102, 113, 115

(56) **References Cited**  
**U.S. PATENT DOCUMENTS**  
D361,968 S 9/1995 Oyyama ..... D12/163  
D473,824 S 4/2003 Mori ..... D12/92  
D476,602 S 7/2003 Yanada et al. .... D12/92  
D479,166 S 9/2003 Tanaka et al. .... D12/163  
D484,833 S \* 1/2004 Kato ..... D12/163  
D491,118 S \* 6/2004 Matsumoto et al. .... D12/163  
D494,513 S \* 8/2004 Ito ..... D12/163  
D494,514 S \* 8/2004 Pfeiffer ..... D12/163  
D498,187 S \* 11/2004 Platto et al. .... D12/163

**OTHER PUBLICATIONS**  
Automotive Guidebook of Japan, vol. 48, Airtrek, Mfg.  
Mitsubishi Motors Corporation, Oct. 24, 2001, p. 100.  
Automotive Guidebook of Japan, vol. 43, Mark II, Mfg.:  
Toyota Jidosha Kabushiki Kaisha, Oct. 25, 1996, p. 32.

Brochure of MARK II BLIT, Mfg.: Toyota Jidosha  
Kabushiki Kaisha, Sep. 2002.  
Brochure of Harrier, Nov. 2000.  
Brochure of Aristo, Jul. 2000.  
Brochure of Celsior, (Mfg.—Toyota Jidosha Kabushiki Kai-  
sha), Aug. 2001.  
Automotive Guidebook of Japan, vol. 46, “Celsior,”  
(Mfg.—Toyota Jidosha Kabushiki Kaisha), Oct. 20, 1999.  
Automotive Guidebook of Japan, vol. 48, “Grand Escudo”  
(Mfg.—Suzuki Motor Corp.), Oct. 24, 2001, pp. 132, 297.


\* cited by examiner  
*Primary Examiner*—Melody N. Brown  
(74) *Attorney, Agent, or Firm*—Finnegan, Henderson,  
Farabow, Garrett & Dunner, LLP

(57) **CLAIM**  
The ornamental design for a grill for an automobile, as  
shown and described.


**DESCRIPTION**  
FIG. 1 is a left-front, perspective view of a grill for an  
automobile of my new design;  
FIG. 2 is a front view of my new design;  
FIG. 3 is a rear view of my new design;  
FIG. 4 is a top view of my new design;  
FIG. 5 is a bottom view of my new design; and,  
FIG. 6 is a left-side view of my new design, the right-side  
view being a mirror image thereof.

**1 Claim, 3 Drawing Sheets**






**FIG. 1**



**FIG. 2**




**FIG. 3**



**FIG. 4**



**FIG. 5**



**FIG. 6**