

US00D505086S

(12) **United States Design Patent**
Fernandez

(10) **Patent No.:** **US D505,086 S**

(45) **Date of Patent:** **** May 17, 2005**

(54) **WRIST WATCH**

(76) **Inventor:** **Edmond L. Fernandez**, 2250 N. Burling, Chicago, IL (US) 60614

(**) **Term:** **14 Years**

(21) **Appl. No.:** **29/201,115**

(22) **Filed:** **Mar. 10, 2004**

(51) **LOC (7) Cl.** **10-02**

(52) **U.S. Cl.** **D10/39**

(58) **Field of Search** D10/30-39; 368/280-282, 368/276-277, 285, 293-294

(56) **References Cited**

U.S. PATENT DOCUMENTS

D362,396 S * 9/1995 Chester D10/32
D470,778 S * 2/2003 Berke D10/32

OTHER PUBLICATIONS

Swiss Watch & Jewelry Journal—Feb. 1989—p. 473—
Watches at Lower Right.*

Form—Mar. 1983—p. 33—Watch at Top Right.*

* cited by examiner

Primary Examiner—Nelson C. Holtje

(74) *Attorney, Agent, or Firm*—Cook, Alex, McFarron, Manzo, Cummings & Mehler, Ltd.

(57) **CLAIM**

The ornamental design for a wrist watch, as shown and described.

DESCRIPTION

FIG. 1 is a front perspective view of a wrist watch showing the new design;

FIG. 2 is a top plan view thereof;

FIG. 3 is a side elevational view thereof, the opposite side view being identical;

FIG. 4 is a side elevational view thereof, rotated 90 degrees from FIG. 3, the opposite side view being identical;

FIG. 5 is a bottom plan view thereof; and,

FIG. 6 is a sectional view along the line 6—6 of FIG. 5.

1 Claim, 1 Drawing Sheet




FIG. 1

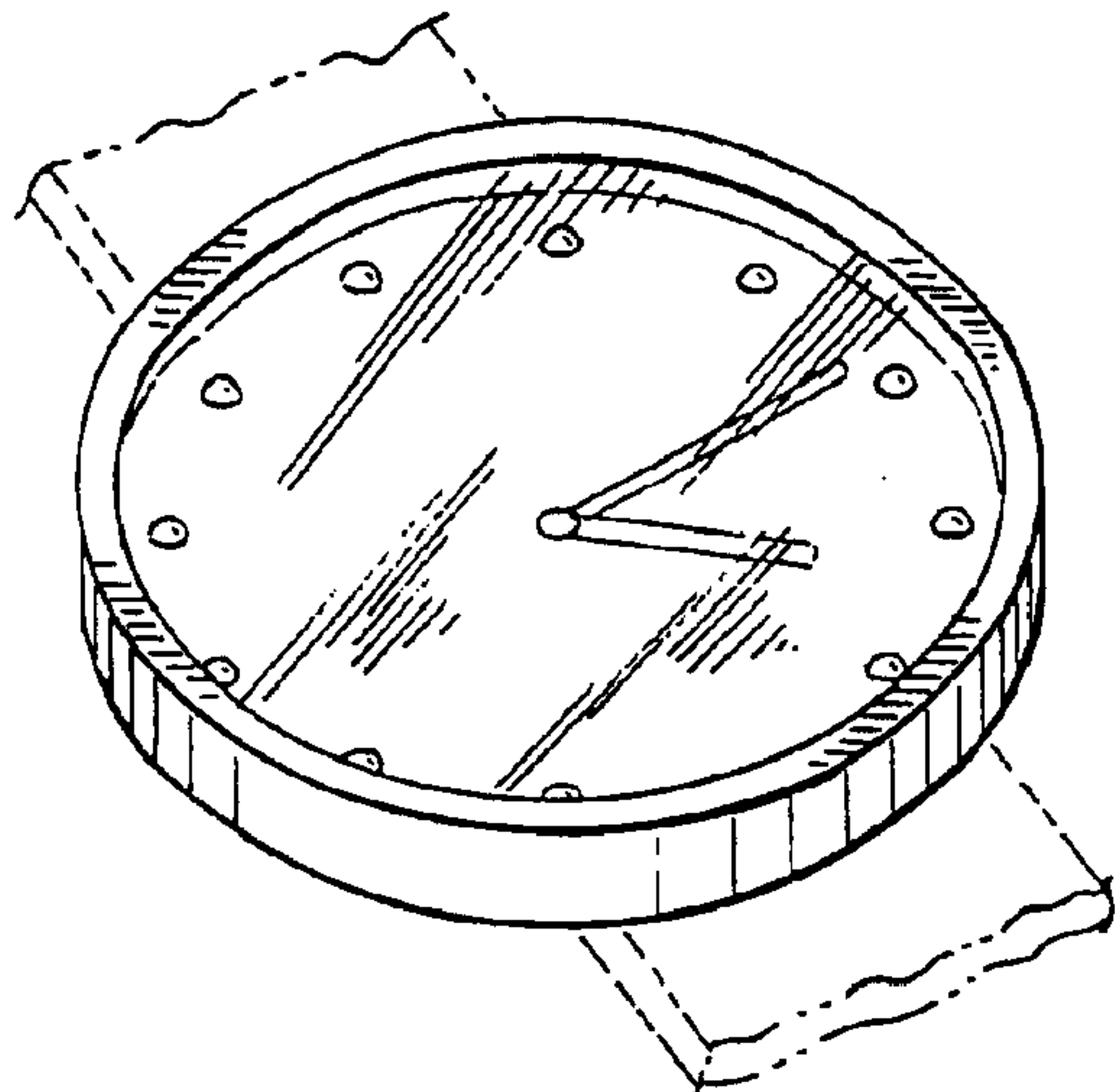


FIG. 2

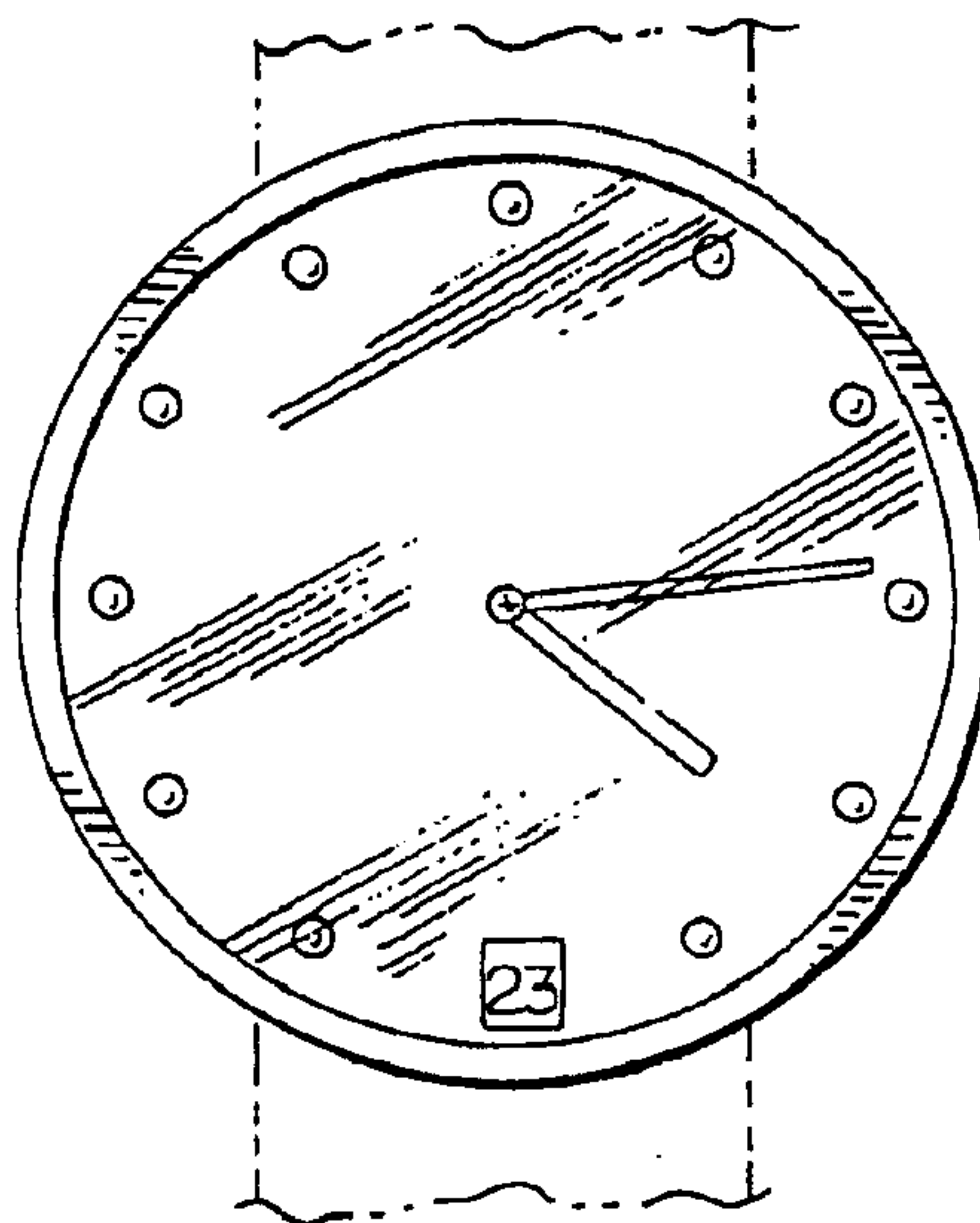


FIG. 3




FIG. 4




FIG. 5

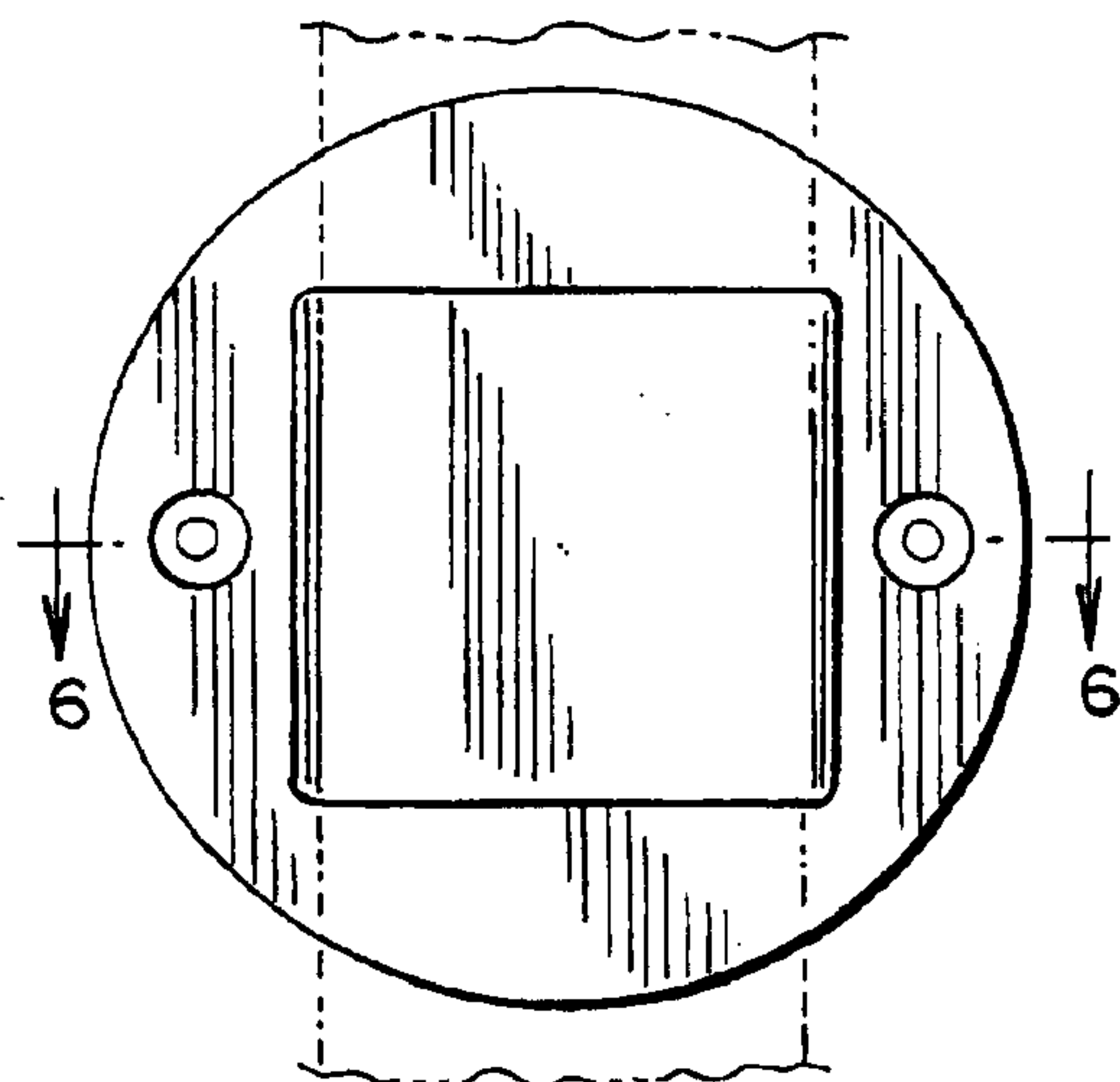


FIG. 6

