



US00D505081S

(12) **United States Design Patent**  
**Risgalla**

(10) **Patent No.:** **US D505,081 S**

(45) **Date of Patent:** **\*\* May 17, 2005**

(54) **PACKAGINGS**

(75) **Inventor:** **Eric Risgalla, Geneva (CH)**

(73) **Assignee:** **Pakerman S.A., Geneva (CH)**

(\*\*) **Term:** **14 Years**

(21) **Appl. No.:** **29/189,884**

(22) **Filed:** **Sep. 11, 2003**

(30) **Foreign Application Priority Data**

Mar. 11, 2003 (CH) ..... 129556  
May 21, 2003 (CH) ..... 129692

(51) **LOC (7) Cl.** ..... **09-05**

(52) **U.S. Cl.** ..... **D9/707**

(58) **Field of Search** ..... D9/305, 306, 345;  
222/90, 92, 96, 105, 107, 213, 215, 527;  
383/200, 201, 205, 103, 104, 114, 51, 59,  
907; D24/115-117; 206/215, 216, 229,  
469, 404, 499

(56) **References Cited**

**U.S. PATENT DOCUMENTS**

769,810 A 9/1904 Whitmore  
3,184,121 A \* 5/1965 Volckening ..... 222/213  
3,220,610 A \* 11/1965 Specketer ..... 222/90  
3,278,085 A 10/1966 Brown  
4,890,744 A 1/1990 Lane, Jr. et al.  
4,988,016 A 1/1991 Hawkins et al.  
D317,690 S \* 6/1991 Thomsen ..... D6/542  
5,228,782 A 7/1993 Imer  
5,333,758 A 8/1994 Jamison et al.

5,373,966 A 12/1994 O'Reilly et al.  
5,411,178 A 5/1995 Roders et al.  
6,174,083 B1 \* 1/2001 Delefortrie et al. .... 383/200  
D488,375 S \* 4/2004 Risgalla ..... D9/305

**FOREIGN PATENT DOCUMENTS**

BE 876856 10/1979  
EP 0531429 3/1993

\* cited by examiner

*Primary Examiner*—Paula A. Greene

(74) *Attorney, Agent, or Firm*—Clifford W. Browning;  
Woodard, Emhardt, Moriarty, McNett & Henry LLP

(57) **CLAIM**

The ornamental design for packagings, as shown and described.

**DESCRIPTION**

FIG. 1 is a front view of packagings, showing an alternative embodiment of my new design.

FIG. 2 is a right side view of FIG. 1.

FIG. 3 is a plan view of FIG. 1.

FIG. 4 is an underneath plan view of FIG. 1.

FIG. 5 is a perspective view of FIG. 1.

FIG. 6 is a front view of packagings, showing an alternative embodiment of my new design.



FIG. 7 is a left or right side view of FIG. 6.


FIG. 8 is a plan view of FIG. 6.

FIG. 9 is an underneath plan view of FIG. 6; and,

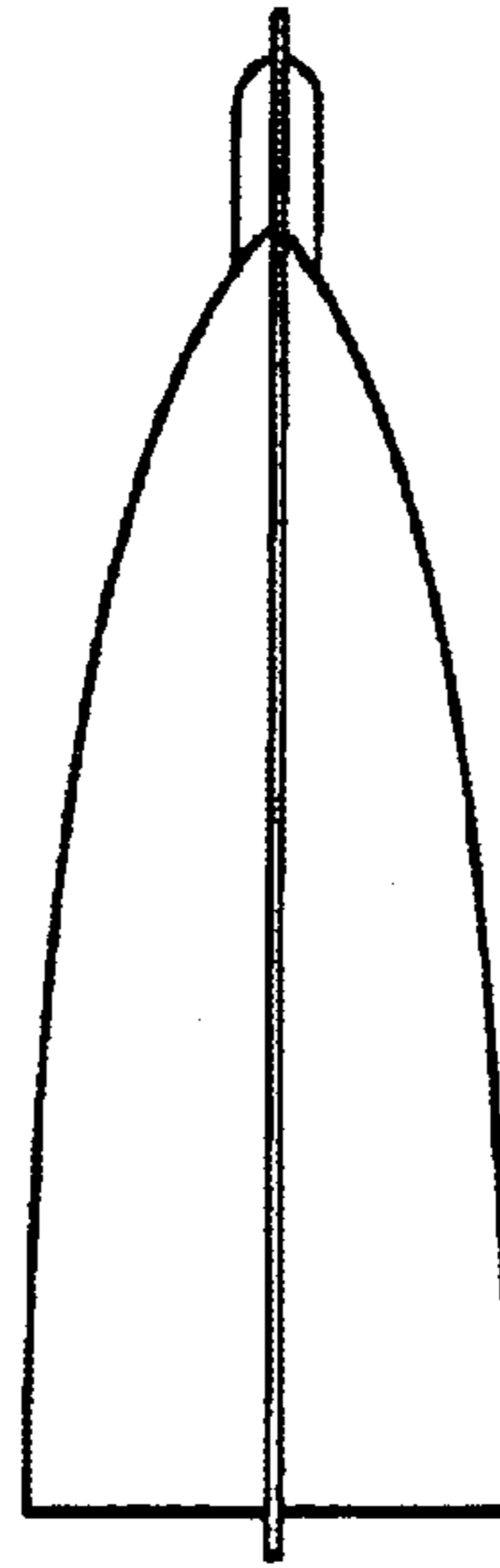
FIG. 10 is a perspective view of FIG. 6.

**1 Claim, 2 Drawing Sheets**

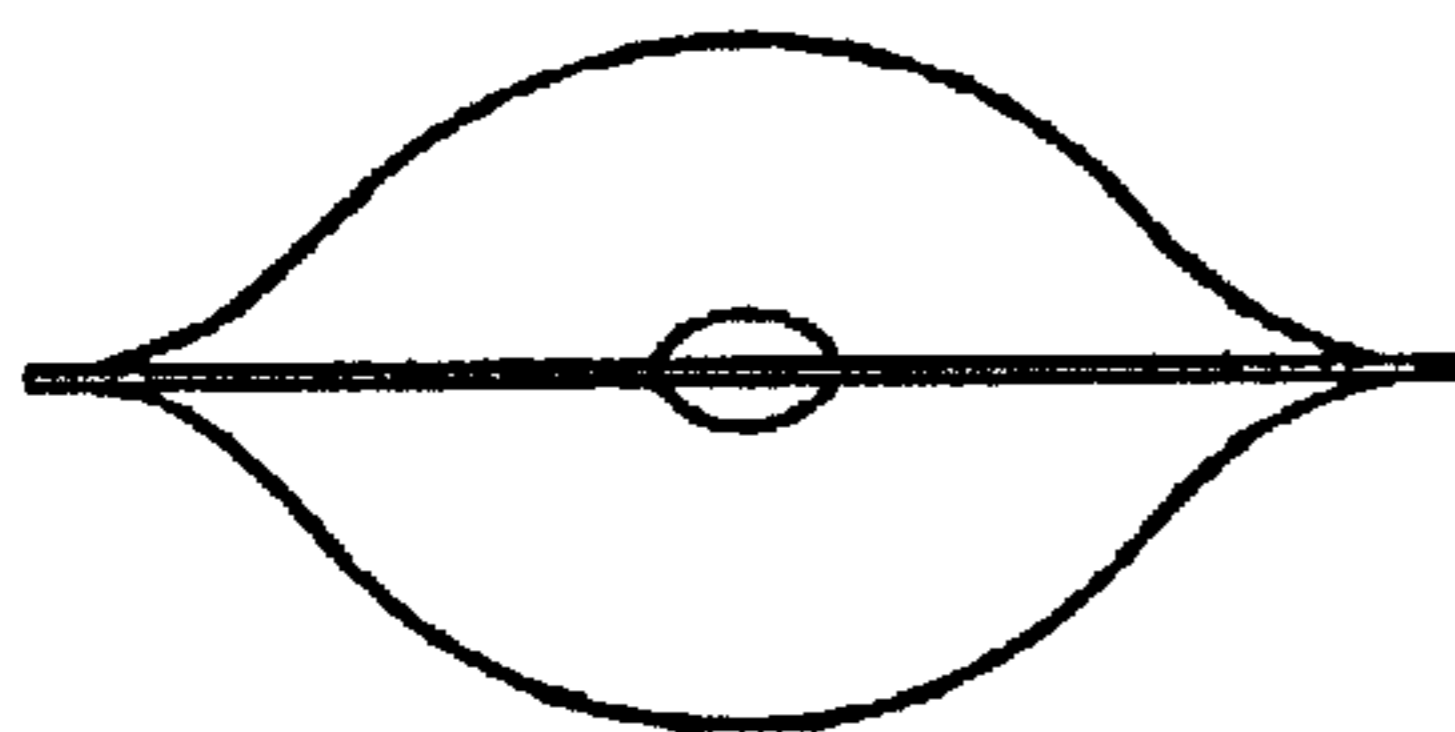




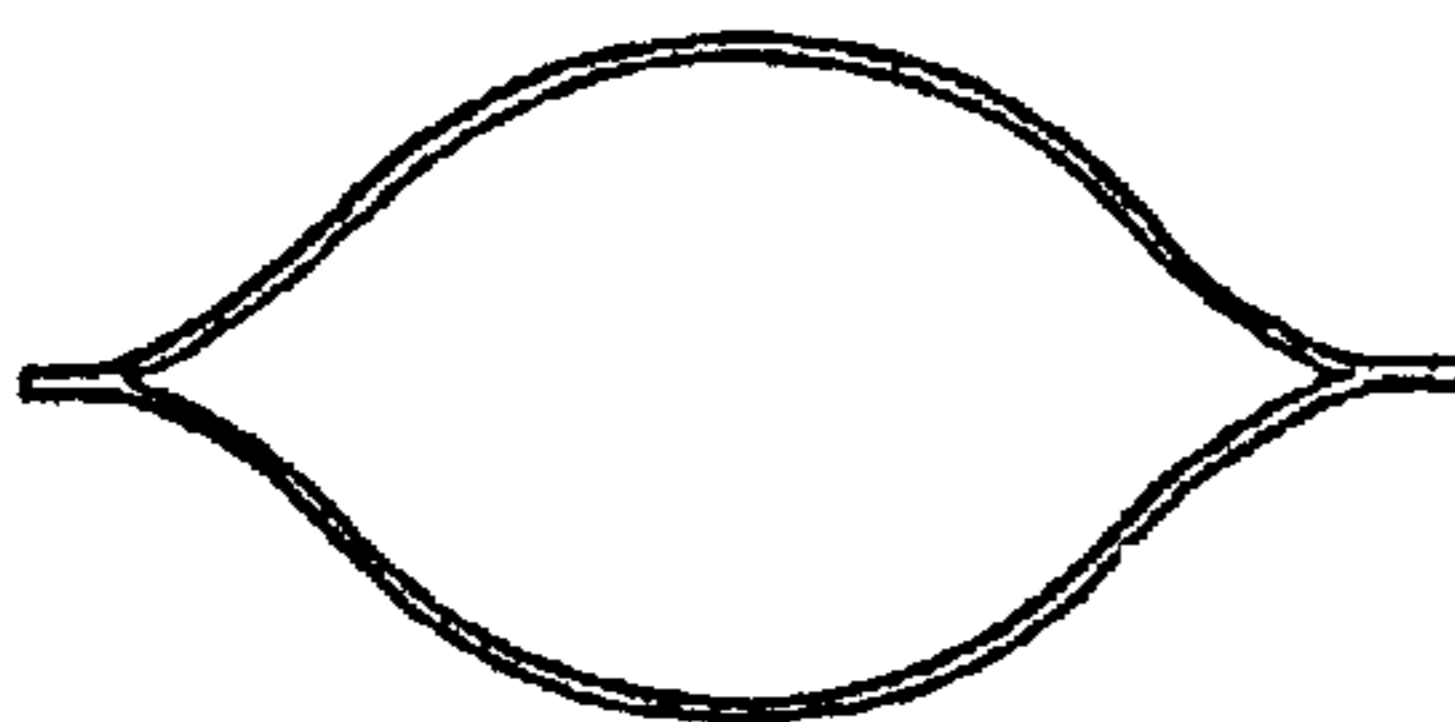
**Fig. 1**




**Fig. 2**



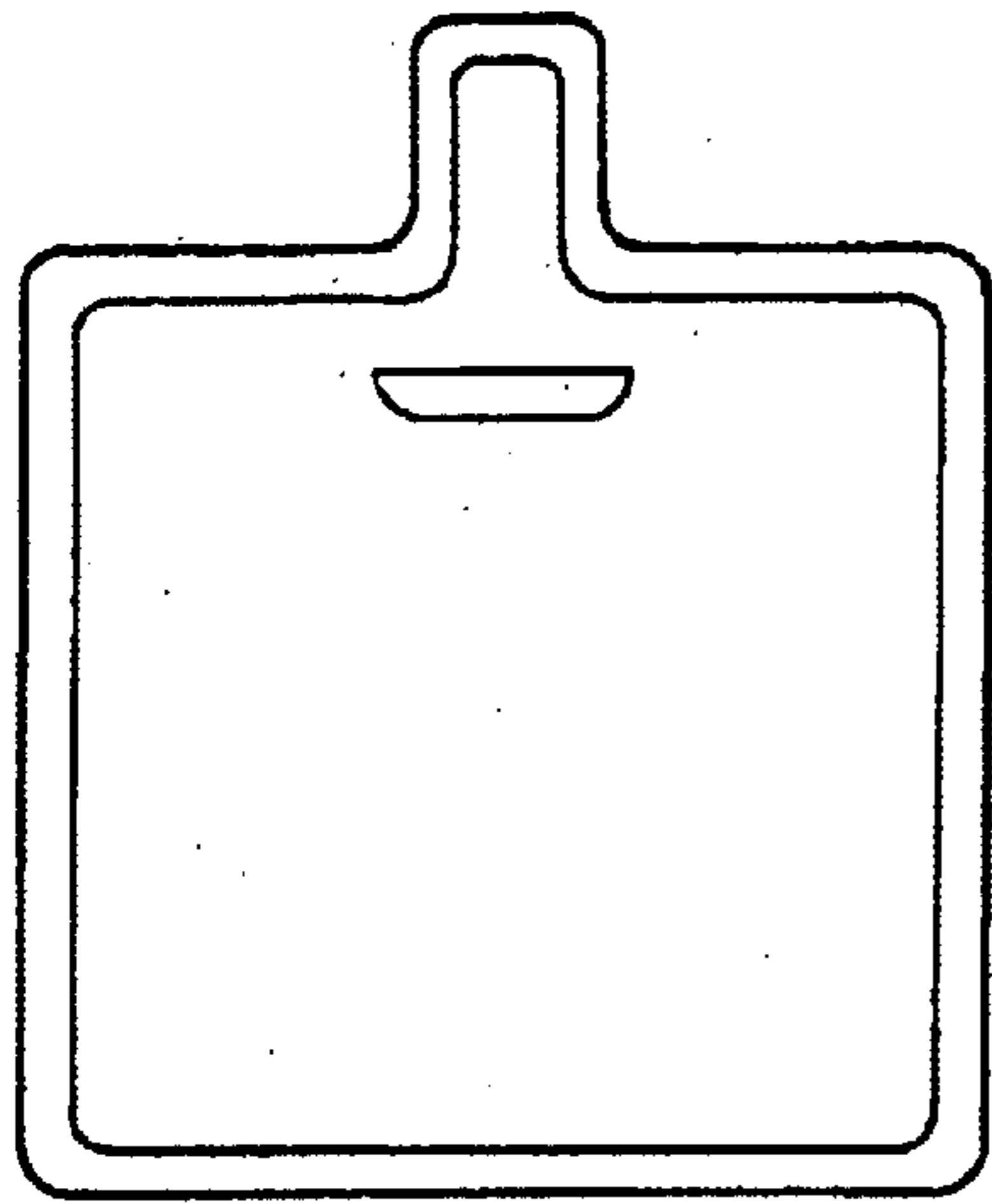
**Fig. 3**



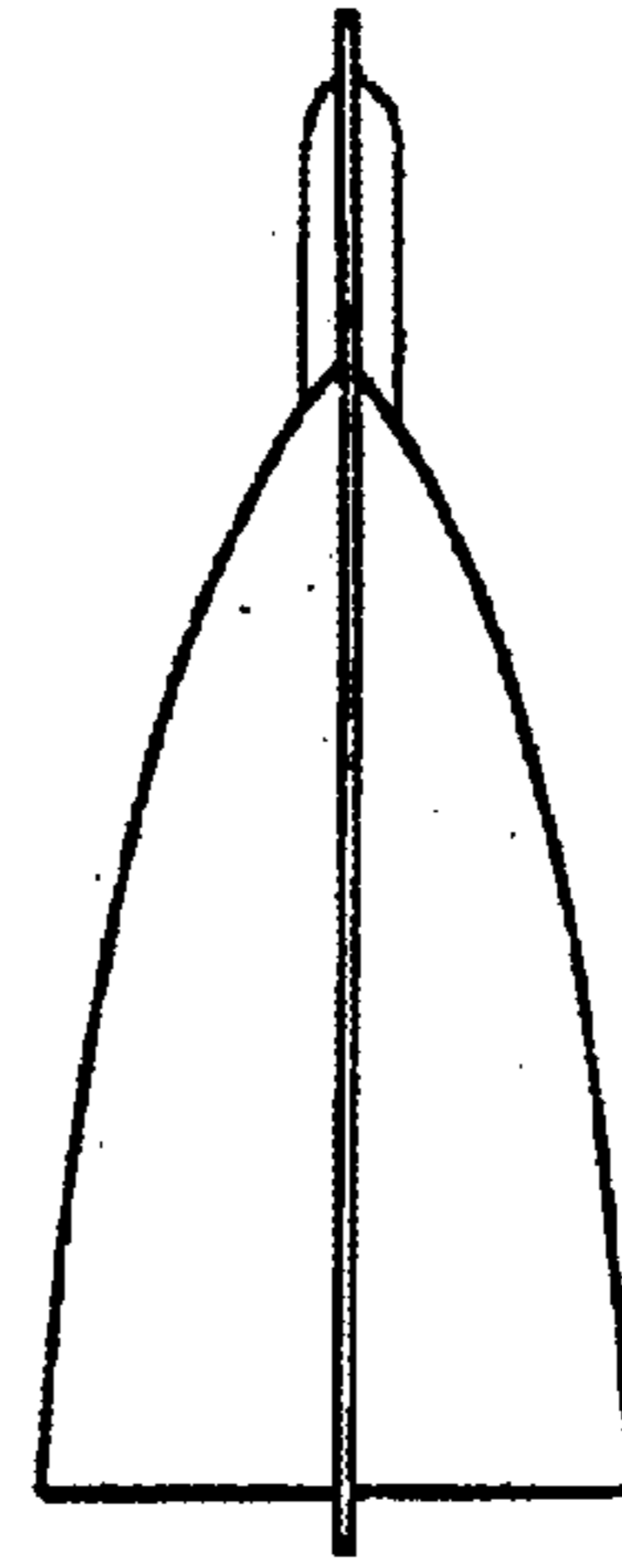
**Fig. 4**



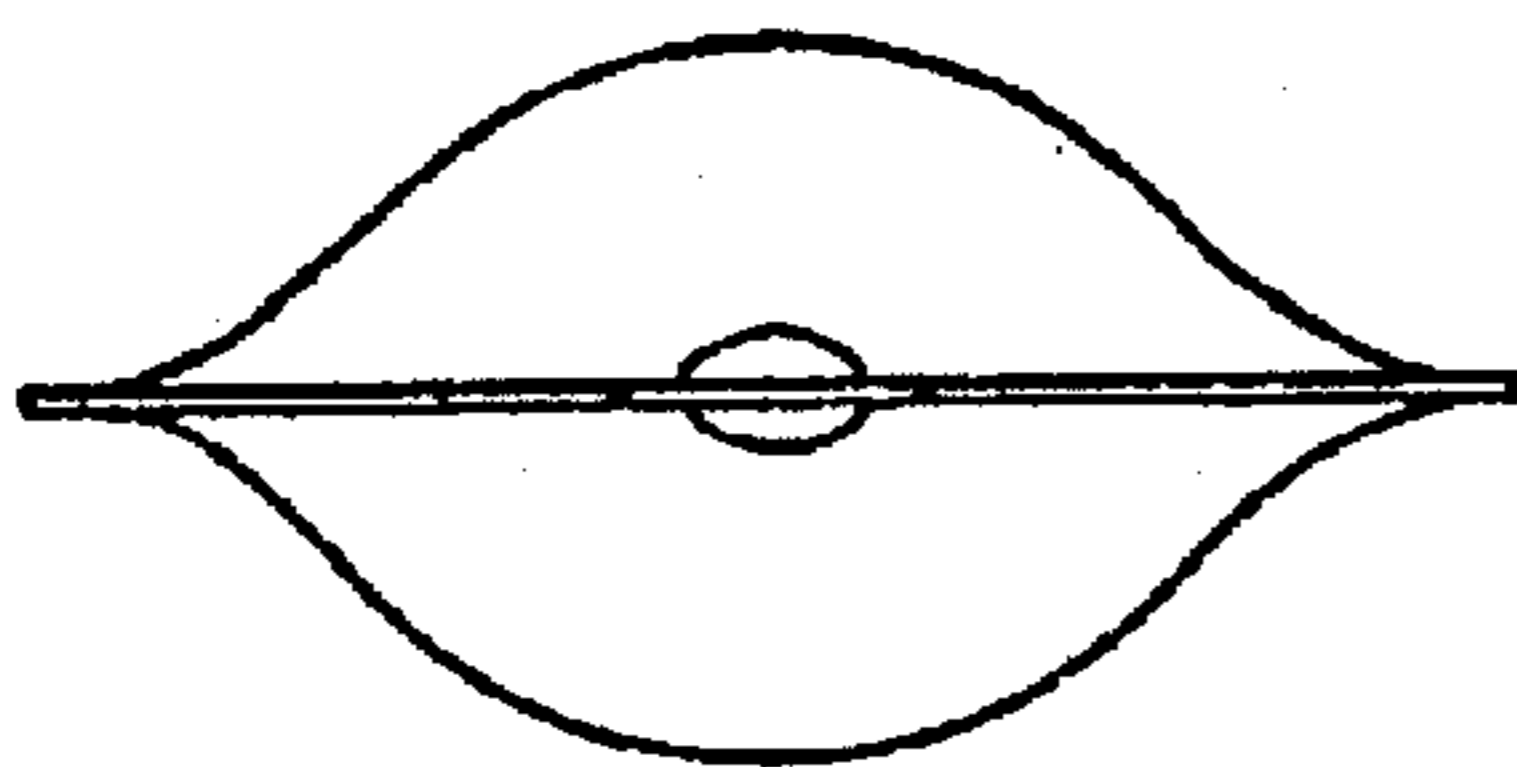
**Fig. 5**



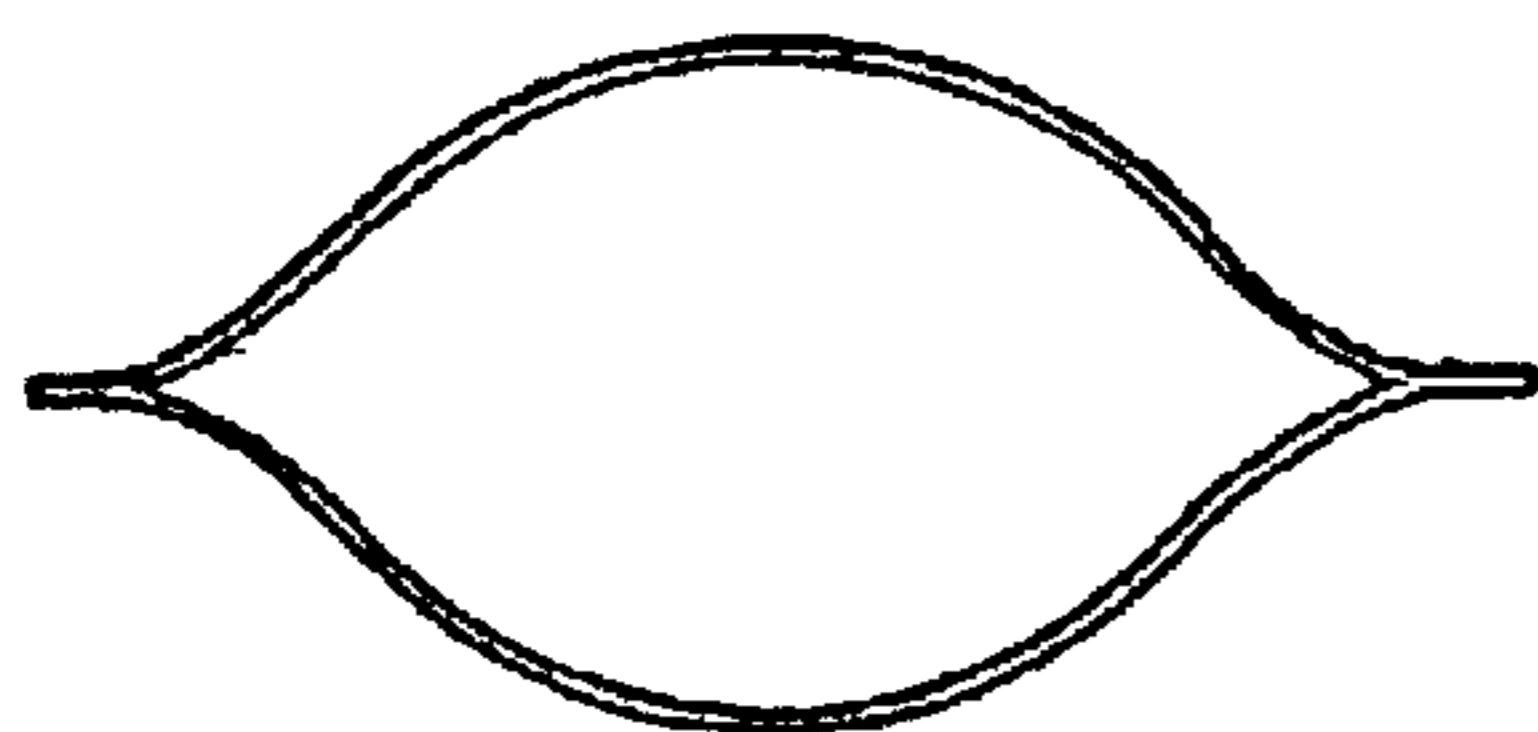
**Fig. 6**




**Fig. 7**



**Fig. 8**



**Fig. 9**



**Fig. 10**