

US00D505060S

(12) **United States Design Patent** (10) **Patent No.:** **US D505,060 S**
Nortier et al. (45) **Date of Patent:** **** May 17, 2005**

(54) **WALL PLATE**
 (75) Inventors: **Richard A. Nortier**, Westchester, IL (US); **Christian P. Arkay-Leliever**, Fairfield, CT (US)
 (73) Assignees: **Sloane Valve Company**, Franklin Park, IL (US); **Skidmore, Owings & Merrill, LLP**, New York, NY (US)
 (**) Term: **14 Years**

4,950,842 A * 8/1990 Menninga 174/67
 D310,320 S * 9/1990 Domian D8/350
 4,979,634 A * 12/1990 Begley 220/242
 D314,748 S * 2/1991 Littrell D13/152
 D379,070 S * 5/1997 Witzig D10/106
 5,900,584 A * 5/1999 Cady et al. 174/66
 6,051,788 A * 4/2000 Nichols 174/67
 D432,503 S * 10/2000 Taylor D13/177
 D450,664 S * 11/2001 Smith D13/177
 D455,128 S * 4/2002 Laun et al. D13/177
 D455,332 S * 4/2002 Lin D8/353
 D465,461 S * 11/2002 Hinshaw et al. D13/177

(21) Appl. No.: **29/197,716**

(22) Filed: **Jan. 20, 2004**

(51) **LOC (7) Cl.** **11-05**

(52) **U.S. Cl.** **D8/353**

(58) **Field of Search** D8/350-353; D10/123, D10/108, 125; D13/171, 169, 158, 174; 174/66, 67

* cited by examiner

Primary Examiner—Stella Reid

Assistant Examiner—Mark A. Goodwin

(74) *Attorney, Agent, or Firm*—Cook, Alex, McFarron, Manzo, Cummings & Mehler, Ltd.

(57) **CLAIM**

The ornamental design for a wall plate, as shown and described.

(56) **References Cited**

U.S. PATENT DOCUMENTS

D76,275 S * 9/1928 Wilms D13/177
 D153,305 S * 4/1949 Patten et al. D13/177
 D190,863 S * 7/1961 Sims D8/353
 3,096,409 A * 7/1963 Harvey et al. 200/43.22
 D197,891 S * 4/1964 Ramsing D13/184
 D198,688 S * 7/1964 Reiner D13/177
 3,204,807 A * 9/1965 Ramsing 220/242
 D214,380 S * 6/1969 Moodie D13/177
 D231,896 S * 6/1974 Zerwes D8/353
 D273,557 S * 4/1984 Mastro et al. D8/353
 D275,173 S * 8/1984 Mastro et al. D8/353
 D294,798 S * 3/1988 Hoehne D8/353

DESCRIPTION

FIG. 1 is a perspective view of a wall plate showing our new design.

FIG. 2 is a left side elevation view thereof, the right side elevation view being a mirror image of the left side;

FIG. 3 is a front elevation view thereof.

FIG. 4 is a top plan view thereof; and,

FIG. 5 is a bottom plan view thereof.

The broken line showing of a sensor opening in FIGS. 1 and 3 is for illustrative purposes only and forms no part of the claimed design.

1 Claim, 1 Drawing Sheet

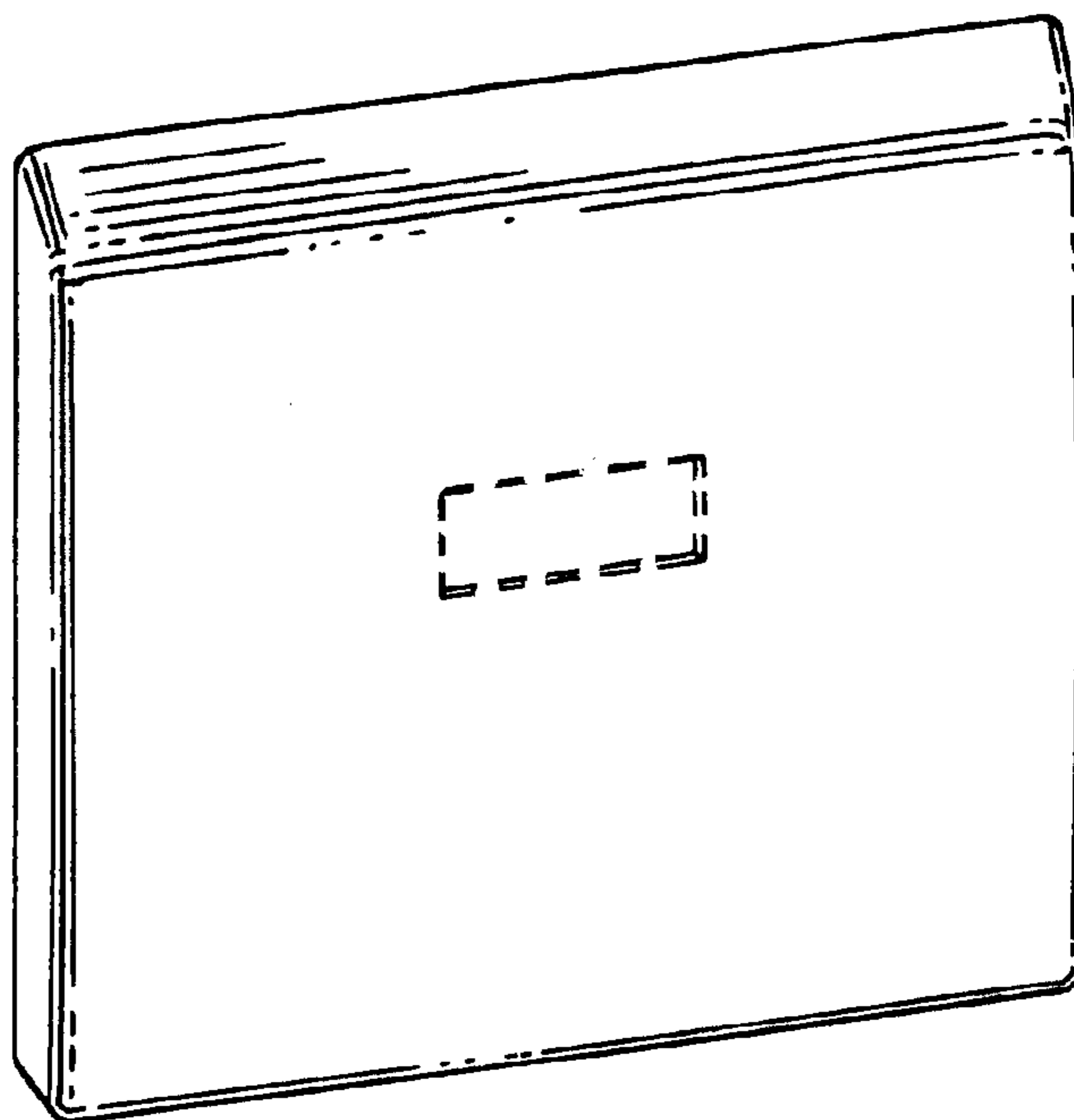


fig. 1.

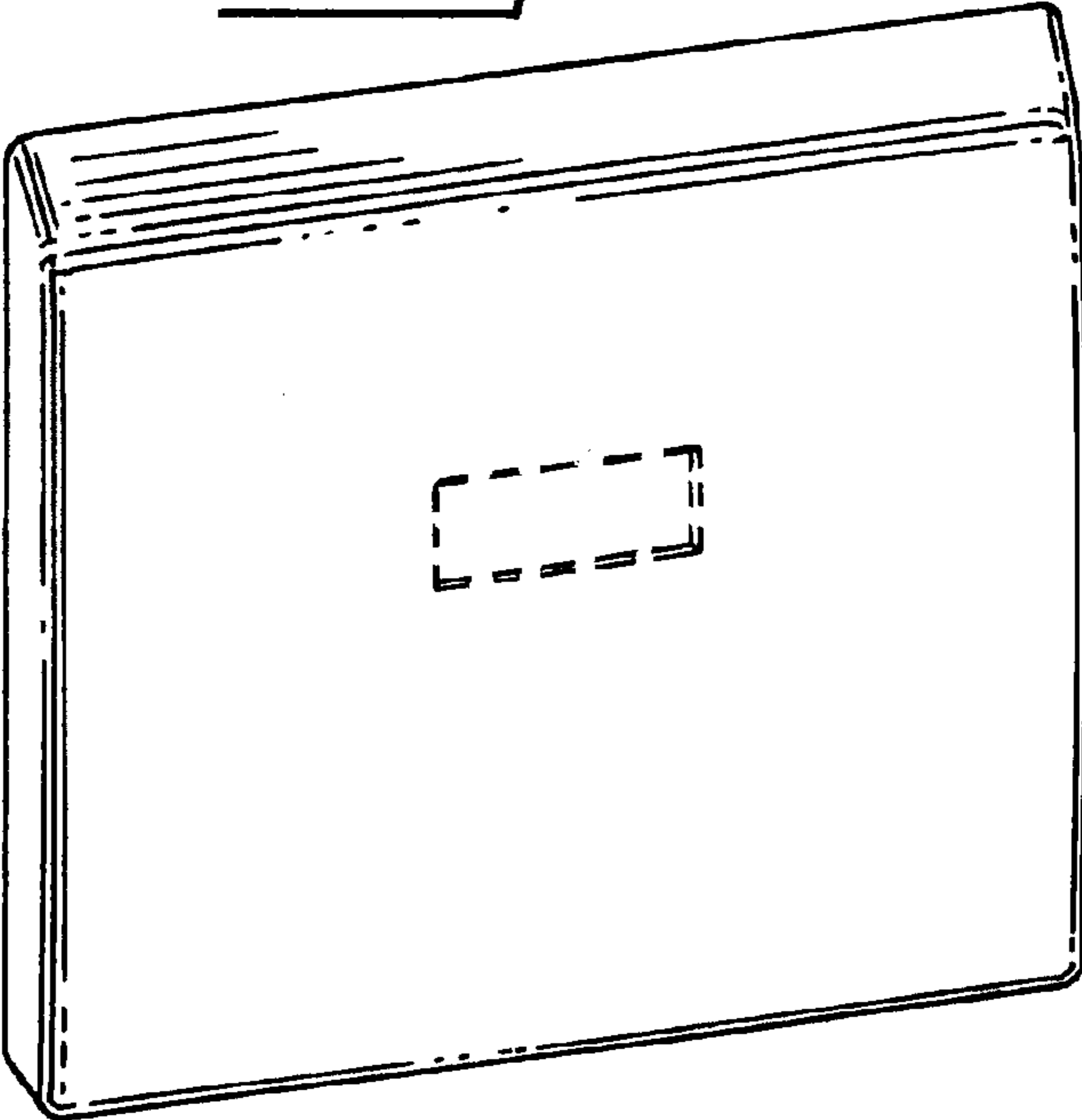


fig. 2.



fig. 4.

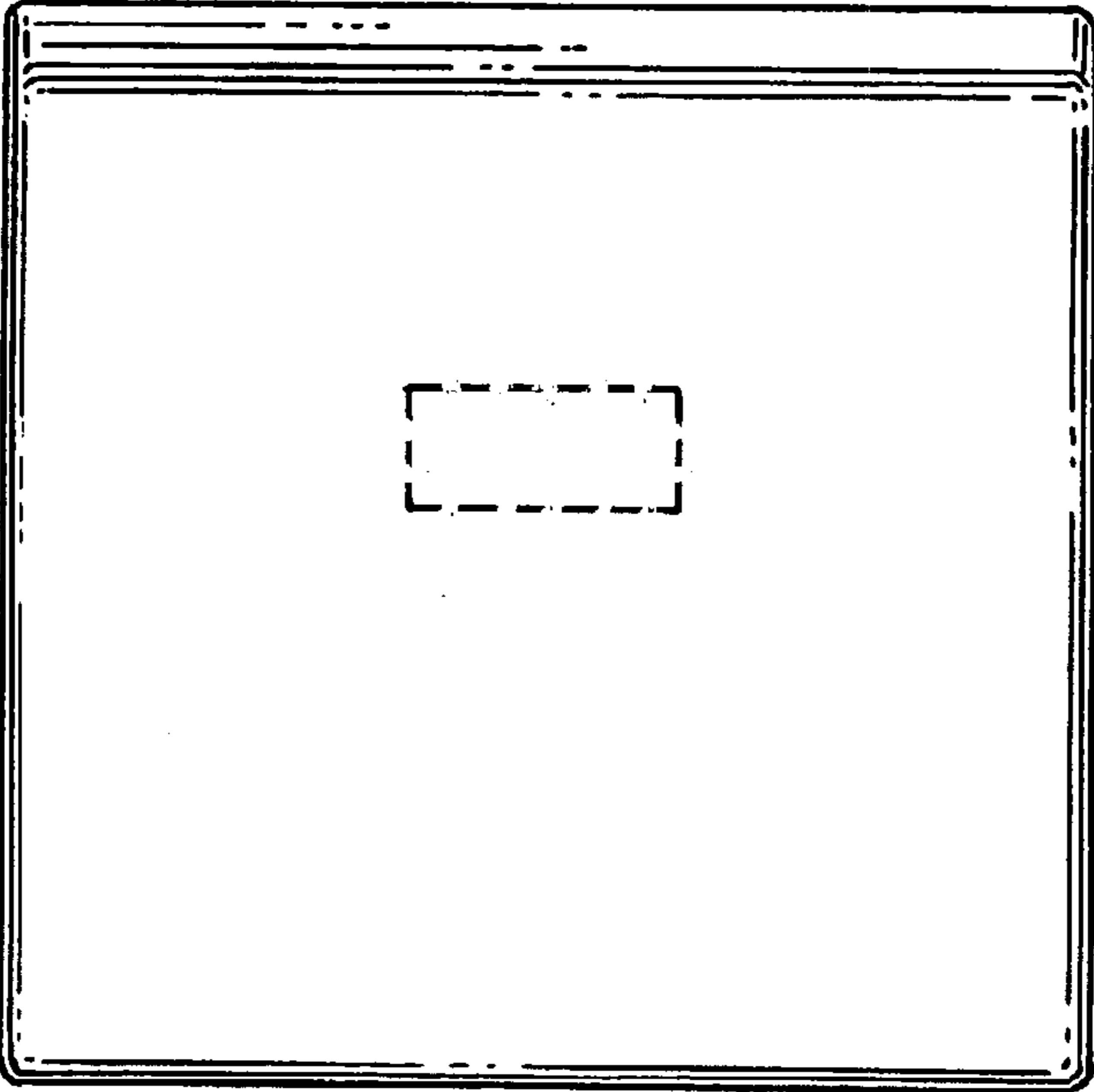


fig. 3.

fig. 5.



UNITED STATES PATENT AND TRADEMARK OFFICE
CERTIFICATE OF CORRECTION

PATENT NO. : Des. 505,060 S
DATED : May 17, 2005
INVENTOR(S) : Richard A. Nortier and Christian P. Arkay-Leliever

Page 1 of 1

It is certified that error appears in the above-identified patent and that said Letters Patent is hereby corrected as shown below:

Title page,

Item [73], Assignee, should read as follows:

-- **Sloan Valve Company**, Franklin Park, IL (US); **Skidmore, Owings & Merrill, LLP**, New York, NY (US) --

Signed and Sealed this

Twelfth Day of July, 2005

A handwritten signature in black ink on a light gray dotted background. The signature reads "Jon W. Dudas" in a cursive style.

JON W. DUDAS

Director of the United States Patent and Trademark Office