

US00D505058S

(12) **United States Design Patent** (10) **Patent No.:** **US D505,058 S**
Sykes (45) **Date of Patent:** **** May 17, 2005**

(54) **CAMMING LATCH**
(75) **Inventor:** **Brian Sykes**, Norristown, PA (US)
(73) **Assignee:** **Southco, Inc.**, Concordville, PA (US)
(**) **Term:** **14 Years**

D352,884 S * 11/1994 Schlack D8/331
5,586,459 A 12/1996 Bullock et al. 70/224
D433,309 S * 11/2000 Johansson et al. D8/331
D435,781 S 1/2001 Freck D8/338
D471,428 S * 3/2003 Mirick D8/331

(21) **Appl. No.:** **29/186,808**
(22) **Filed:** **Jul. 22, 2003**
(51) **LOC (7) Cl.** **08-07**
(52) **U.S. Cl.** **D8/331**
(58) **Field of Search** D8/330, 331, 333,
D8/343, 339, 301, 302, 341; 70/77, 78,
79, 57, 58, 89, 158, 230, 372, 431; 292/307,
DIG. 11, 37

OTHER PUBLICATIONS

CCL Security Products Catalog, 1989, p. 16.*
Chicago Lock Co. Catalog, 1964, p. 32.*
Southco 2002 Catalog, pp. 30, 32, and 34.

* cited by examiner

Primary Examiner—Prabhakar Deshmukh
(74) *Attorney, Agent, or Firm*—Paul & Paul

(56) **References Cited**
U.S. PATENT DOCUMENTS

2,852,926 A * 9/1958 Chervenka 70/79
3,399,555 A * 9/1968 Gray et al. 70/369
4,442,341 A * 4/1984 Lesquereux et al. 219/201
4,712,400 A * 12/1987 Steinbach 70/369
4,732,562 A * 3/1988 Palsson 432/224
4,843,852 A 7/1989 Foshee et al. 70/367
5,044,183 A * 9/1991 Neyret 70/223
5,235,832 A * 8/1993 Lux et al. 70/368
5,291,767 A 3/1994 Weindorf et al. 70/370
5,315,850 A * 5/1994 Edeus et al. 70/129

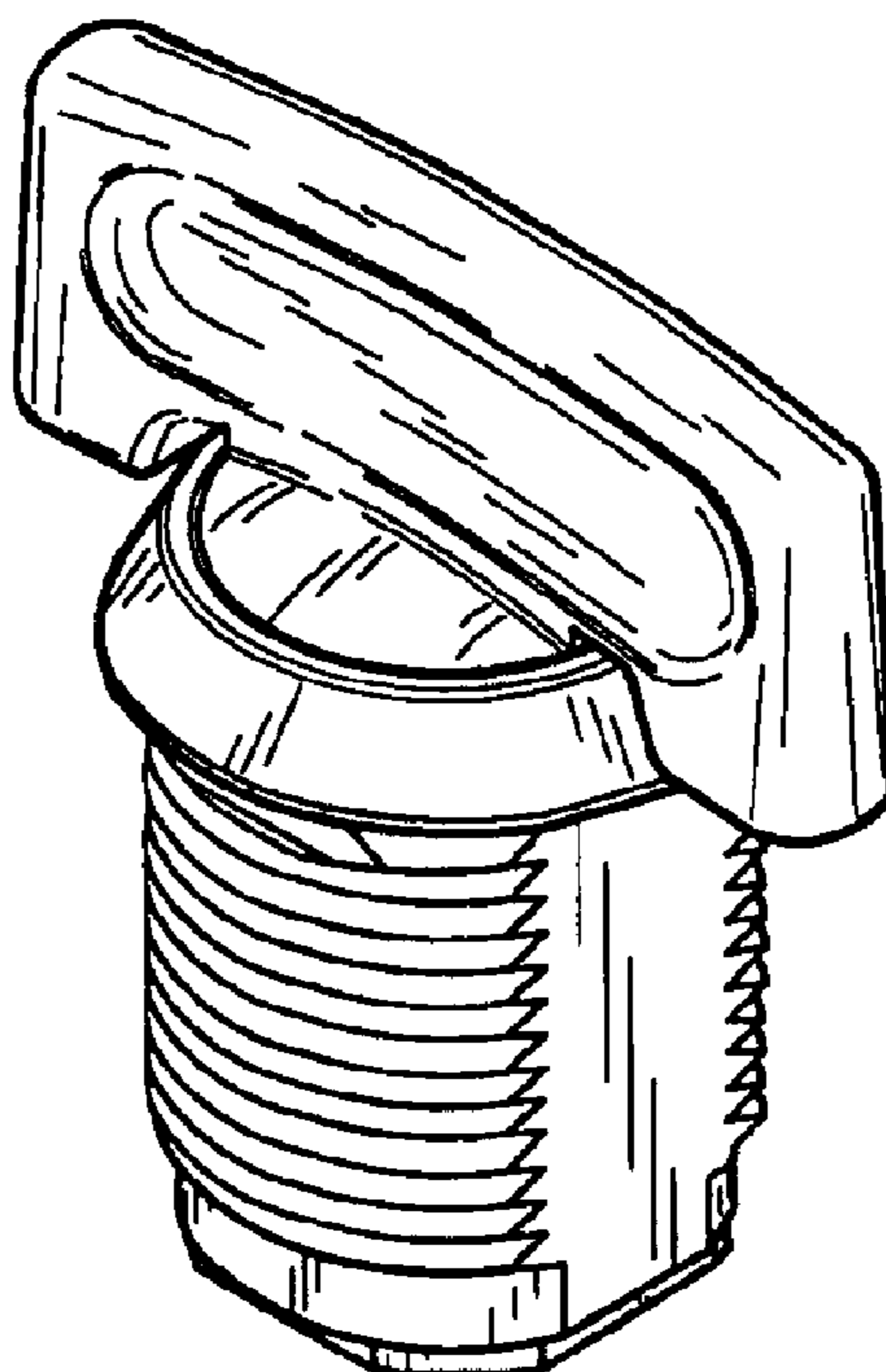
(57) **CLAIM**

The ornamental design for a camming latch, as shown and described.

DESCRIPTION

FIG. 1 is a perspective view of a camming latch showing my new design.
FIG. 2 is a right side elevational view thereof.
FIG. 3 is a front side elevational view thereof, the opposite side being identical.
FIG. 4 is a left side elevational view thereof.
FIG. 5 is a top plan view thereof; and,
FIG. 6 is a bottom plan view thereof.

1 Claim, 1 Drawing Sheet



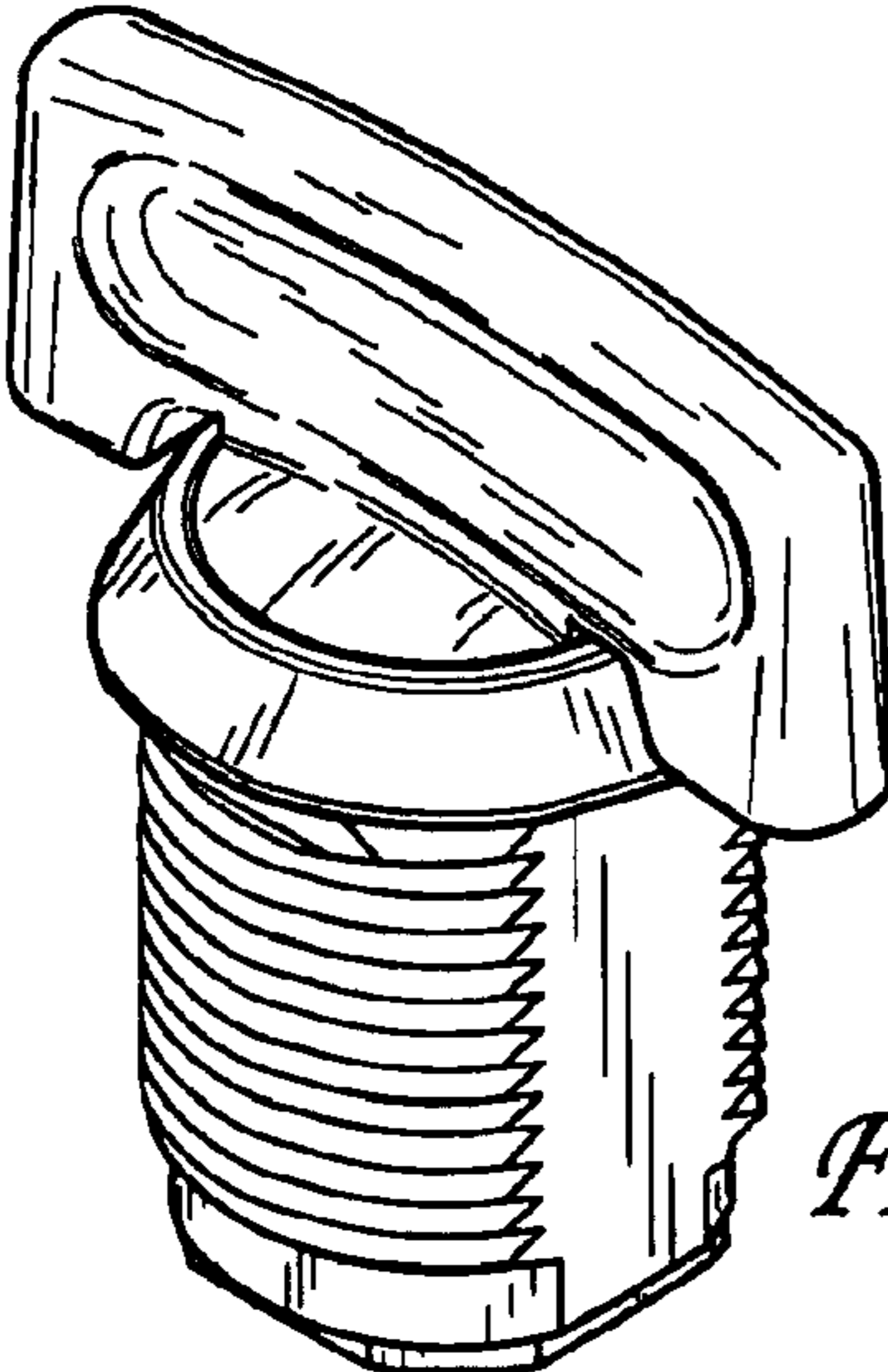


FIG. 1




FIG. 2

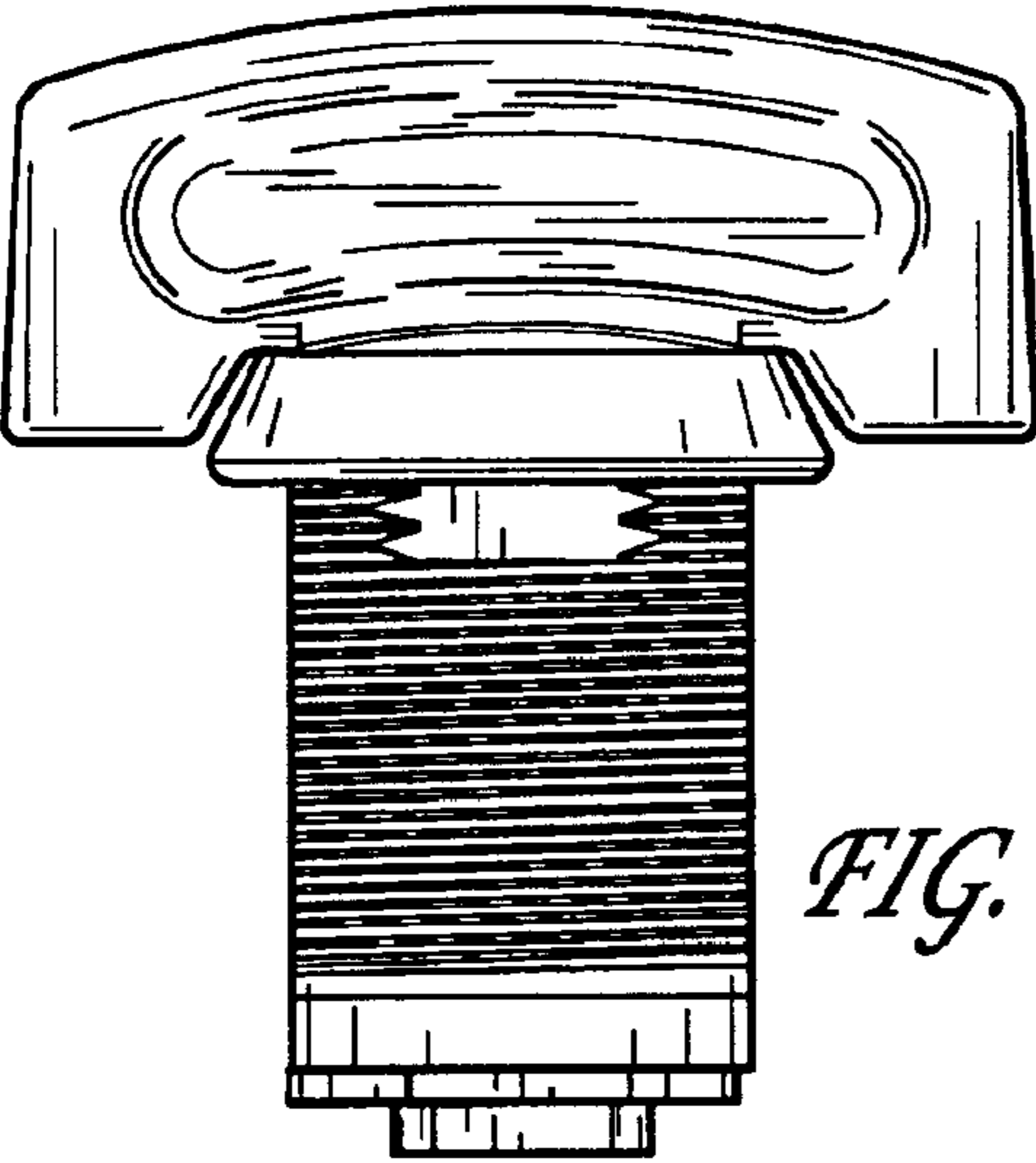


FIG. 3




FIG. 4

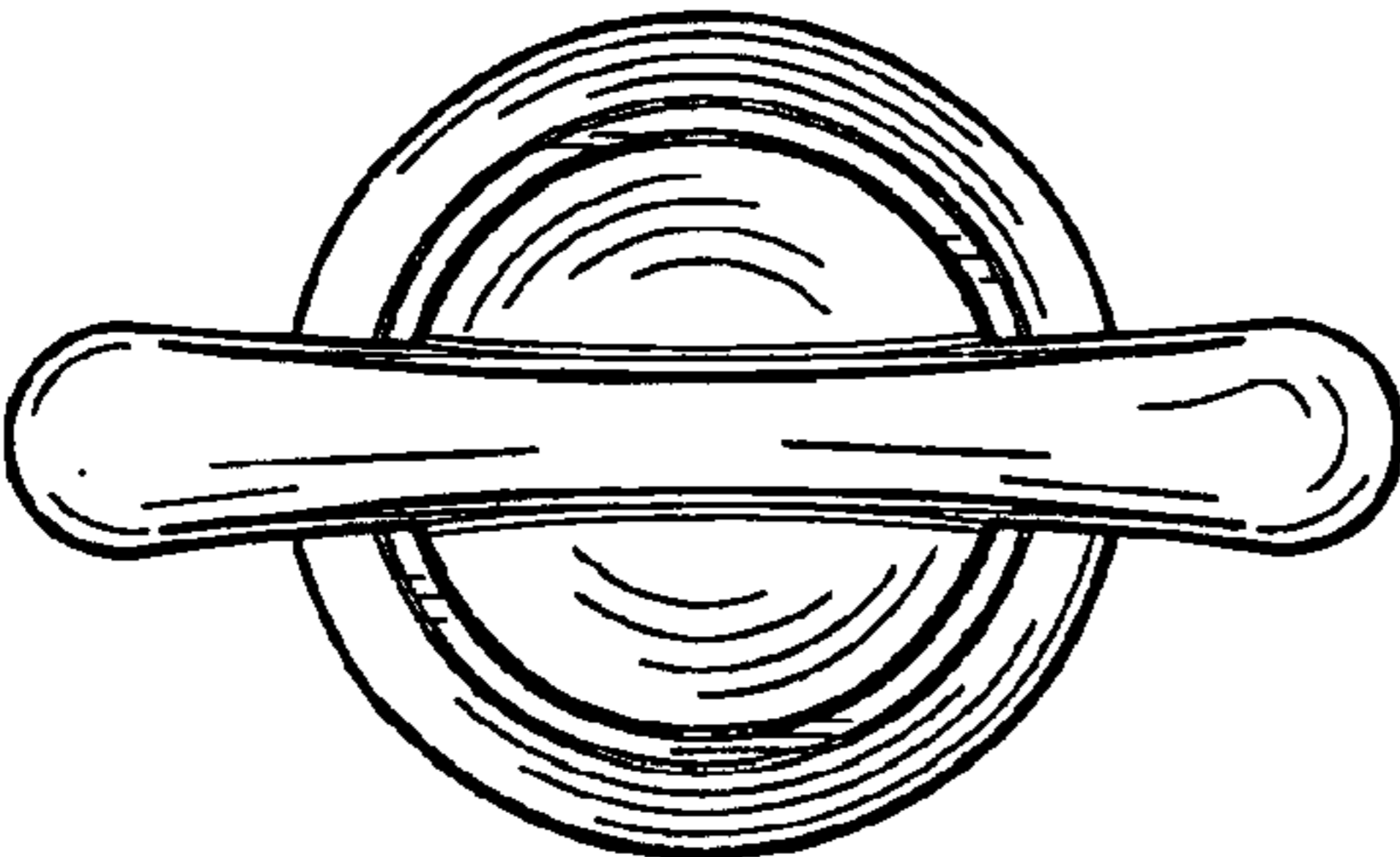


FIG. 5

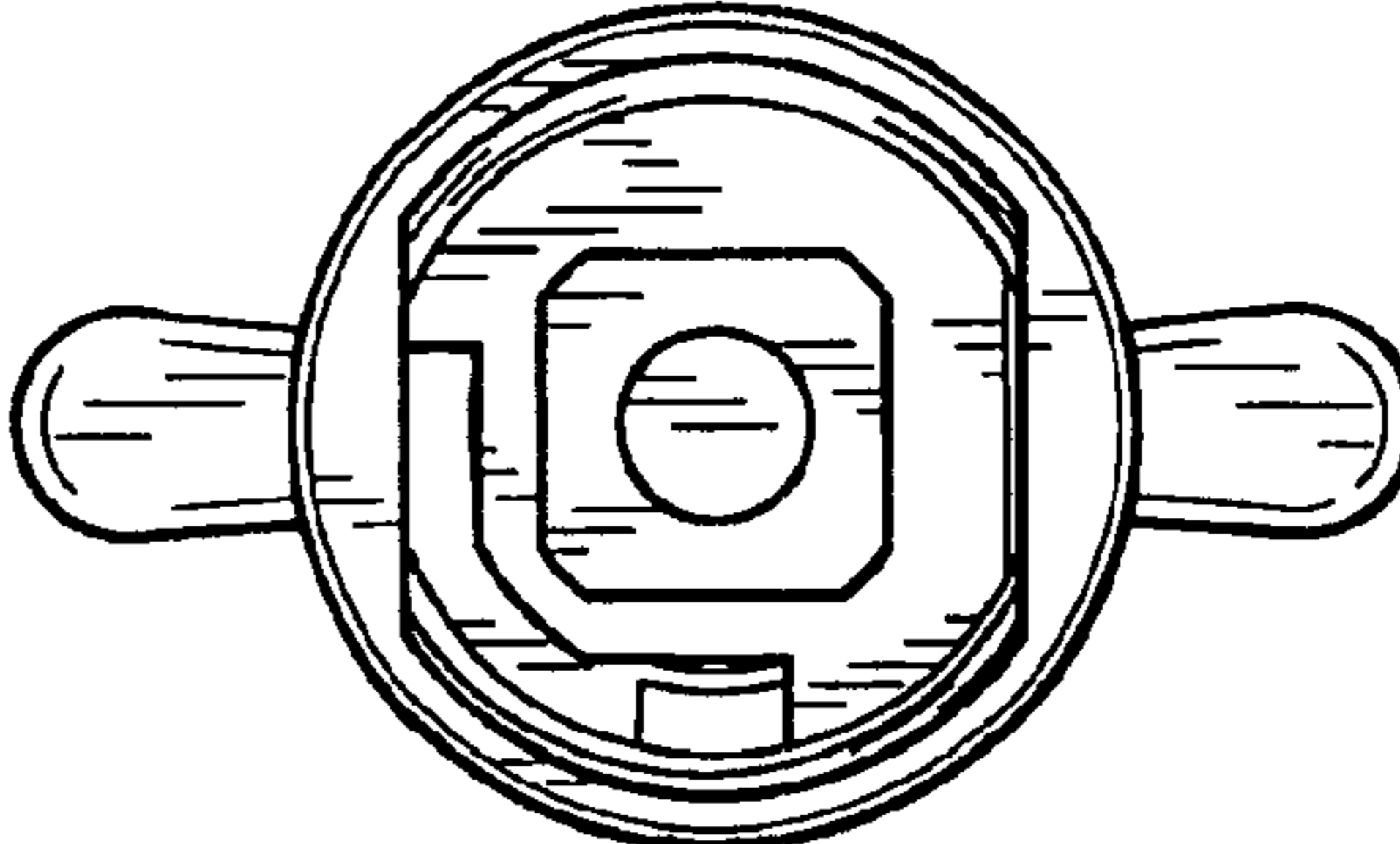


FIG. 6