

US00D505034S

(12) **United States Design Patent** (10) **Patent No.:** **US D505,034 S**
Barry (45) **Date of Patent:** **** May 17, 2005**

(54) **BACK PORTION OF FURNITURE**
 (76) Inventor: **Barbara Barry**, 9526 Pico Blvd., Los Angeles, CA (US) 90035
 (**) Term: **14 Years**
 (21) Appl. No.: **29/177,004**
 (22) Filed: **Feb. 28, 2003**
 (51) **LOC (7) Cl.** **06-01**
 (52) **U.S. Cl.** **D6/502**
 (58) **Field of Search** D6/334, 335, 366, D6/374, 375, 379, 380, 381, 500, 501, 502; 297/445.1, 446.1

D421,851 S 3/2000 Tihany
 D421,852 S 3/2000 Tihany
 D421,853 S 3/2000 Black
 D422,156 S 4/2000 Black
 D422,422 S 4/2000 Black
 D423,804 S 5/2000 Tihany
 D424,825 S 5/2000 Tihany

(Continued)

Primary Examiner—Gary D. Watson
 (74) *Attorney, Agent, or Firm*—Merchant & Gould P.C.

(57) **CLAIM**

The ornamental design for a back portion of furniture, as shown and described.

DESCRIPTION

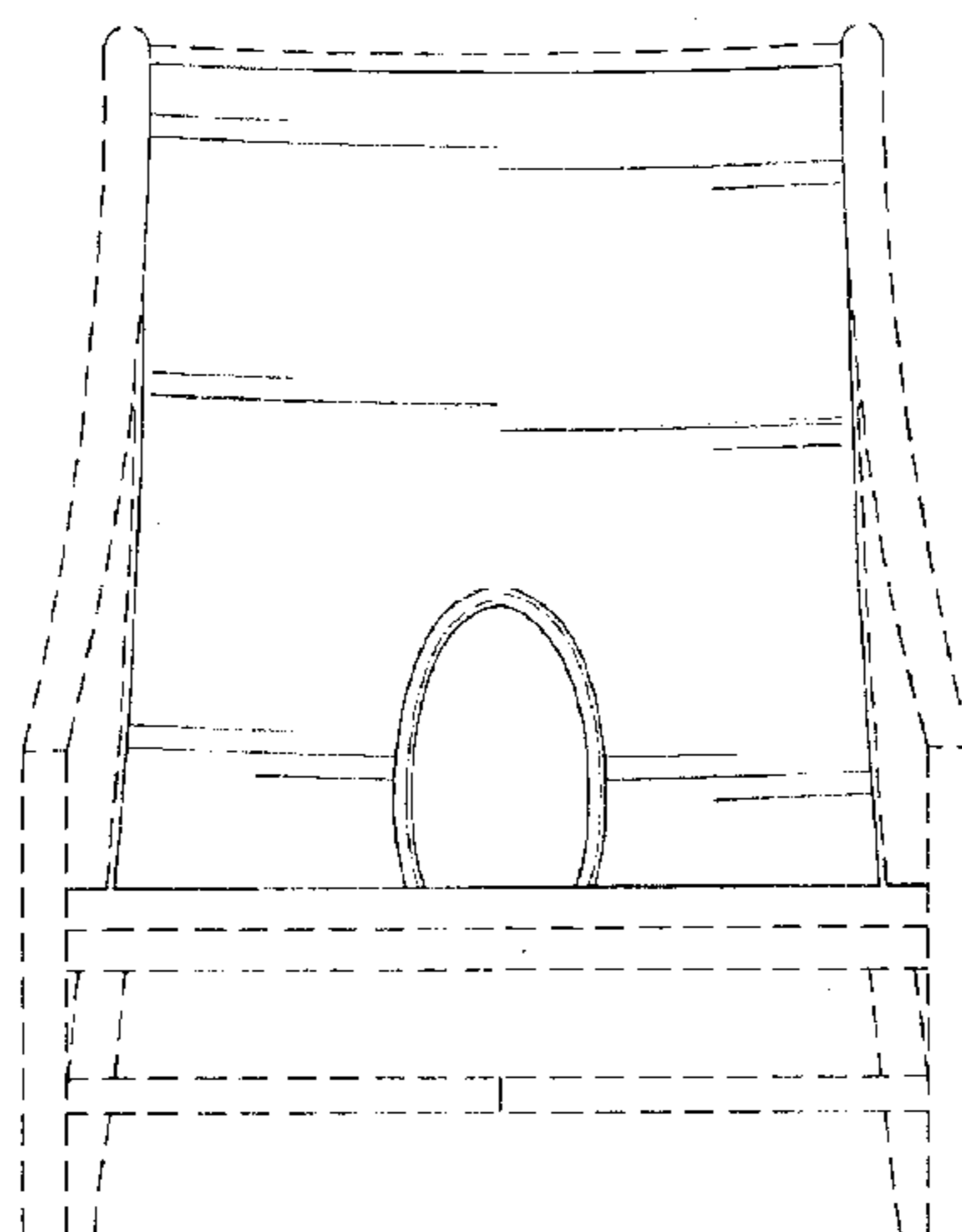
FIG. 1 is a front elevational view of furniture with a first embodiment of a back portion according to the principles of the present invention;
 FIG. 2 is a rear elevational view thereof;
 FIG. 3 is a front elevational view of furniture with a second embodiment of a back portion according to the principles of the present invention;
 FIG. 4 is a rear elevational view thereof;
 FIG. 5 is a front elevational view of furniture with a third embodiment of a back portion according to the principles of the present invention;
 FIG. 6 is a rear elevational view thereof;
 FIG. 7 is a front elevational view of furniture with a fourth embodiment of a back portion according to the principles of the present invention;
 FIG. 8 is a rear elevational view thereof;
 FIG. 9 is a front elevational view of furniture with a fifth embodiment of a back portion according to the principles of the present invention; and,
 FIG. 10 is a rear elevational view thereof.
 The present application is directed to the design illustrated in the drawings. The other features of the drawings are not considered part of the design sought to be patented, and have accordingly been shown in broken lines.

(56) **References Cited**

U.S. PATENT DOCUMENTS

D204,452 S	*	4/1966	Walkinshaw	D6/381 X
3,485,527 A	*	12/1969	Barghout	297/445.1
D340,590 S		10/1993	McGuire et al.		
D341,954 S	*	12/1993	Thompson	D6/374
D344,860 S		3/1994	McGuire		
D345,868 S		4/1994	McGuire et al.		
D346,501 S	*	5/1994	Llusca	D6/374
D352,623 S		11/1994	McGuire		
D356,224 S		3/1995	McGuire		
D357,366 S		4/1995	McGuire		
D358,499 S		5/1995	McGuire		
D380,095 S		6/1997	Diaz-Azcuy		
D380,105 S		6/1997	Diaz-Azcuy		
D380,307 S		7/1997	Diaz-Azcuy		
D380,308 S		7/1997	Diaz-Azcuy		
D380,309 S		7/1997	Diaz-Azcuy		
D380,310 S		7/1997	Diaz-Azcuy		
D380,311 S		7/1997	Diaz-Azcuy		
D380,312 S		7/1997	Diaz-Azcuy		
D386,912 S		12/1997	Diaz-Azcuy		
D390,031 S		2/1998	Diaz-Azcuy		
D395,174 S		6/1998	Diaz-Azcuy		
D411,693 S		6/1999	Navone		
D412,408 S		8/1999	Navone		
D413,448 S		9/1999	Navone		
D418,687 S		1/2000	Tihany		

1 Claim, 5 Drawing Sheets



US D505,034 S

Page 2

U.S. PATENT DOCUMENTS

D427,795 S	7/2000	Tihany	D461,065 S	8/2002	Diaz-Azcuy	
D439,068 S	3/2001	Vanderbyl	D461,969 S	8/2002	Diaz-Azcuy	
D439,427 S	3/2001	Vanderbyl	6,491,345 B1	12/2002	Shepard	
D446,956 S	8/2001	Black	D475,212 S *	6/2003	Savini	D6/374
D450,944 S	11/2001	Shepard et al.	D477,720 S	7/2003	Diaz-Azcuy	
D460,872 S	7/2002	Diaz-Azcuy	D485,455 S *	1/2004	Petruccelli	D6/500

* cited by examiner

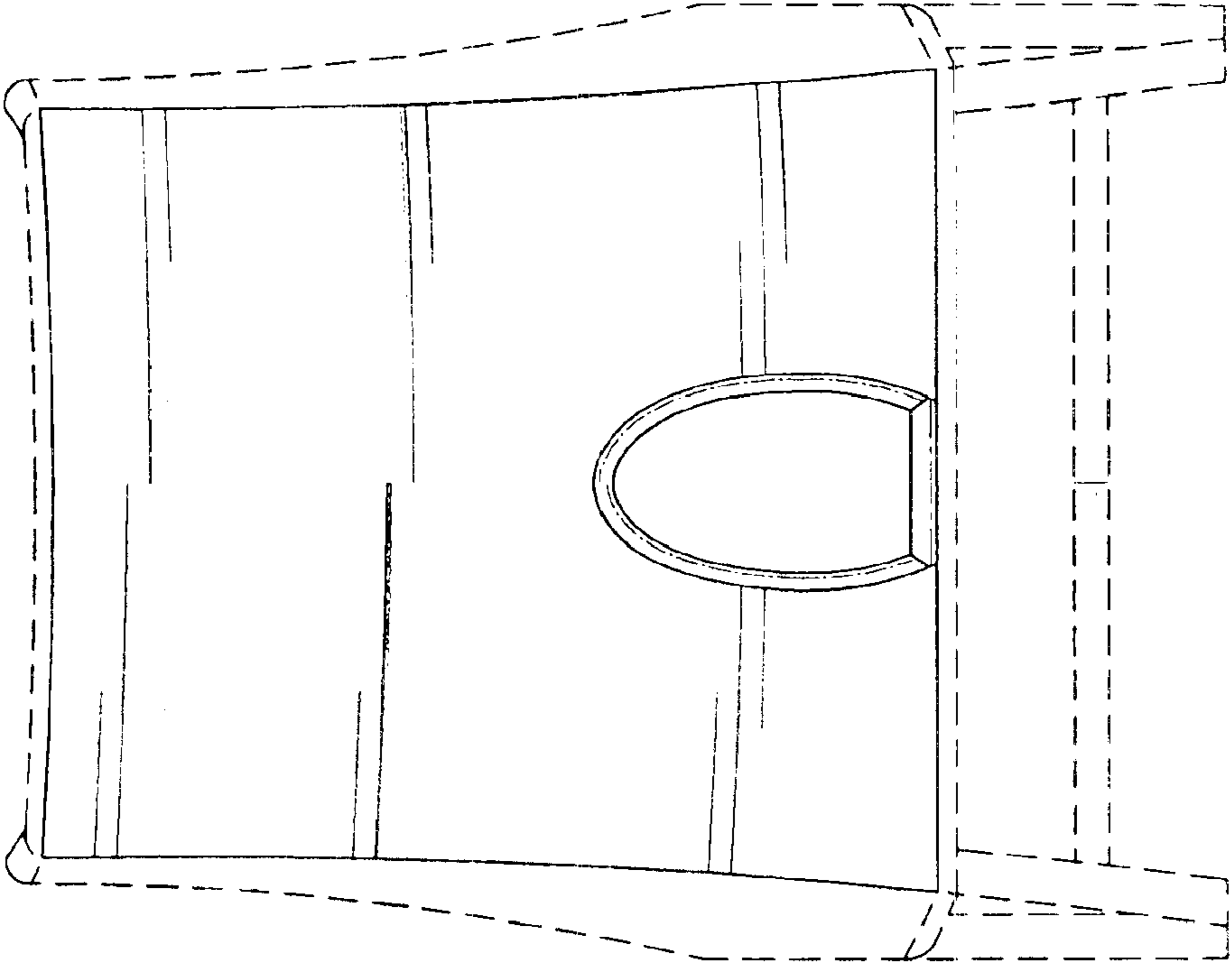


FIG. 2

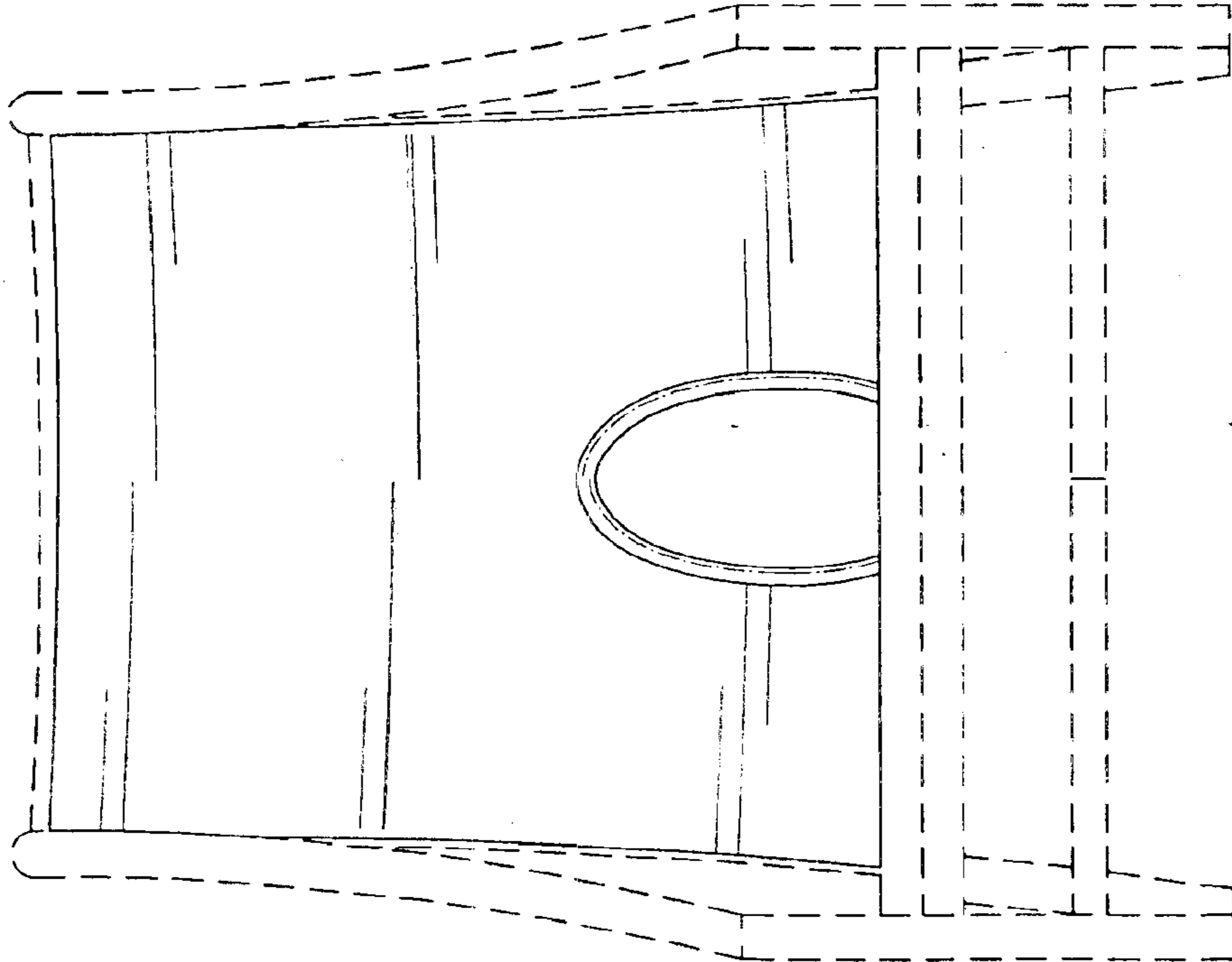


FIG. 1

FIG. 4

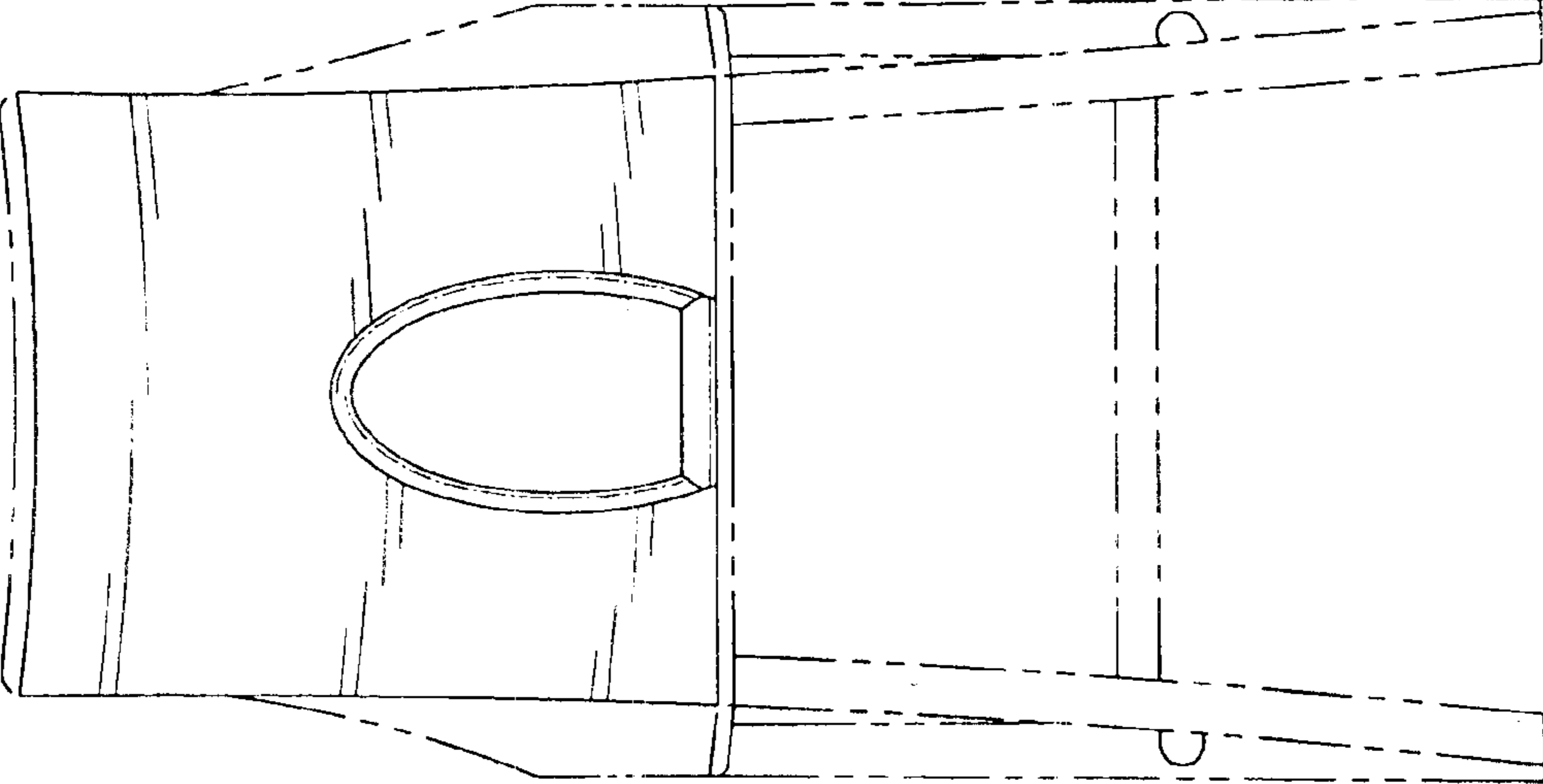


FIG. 3

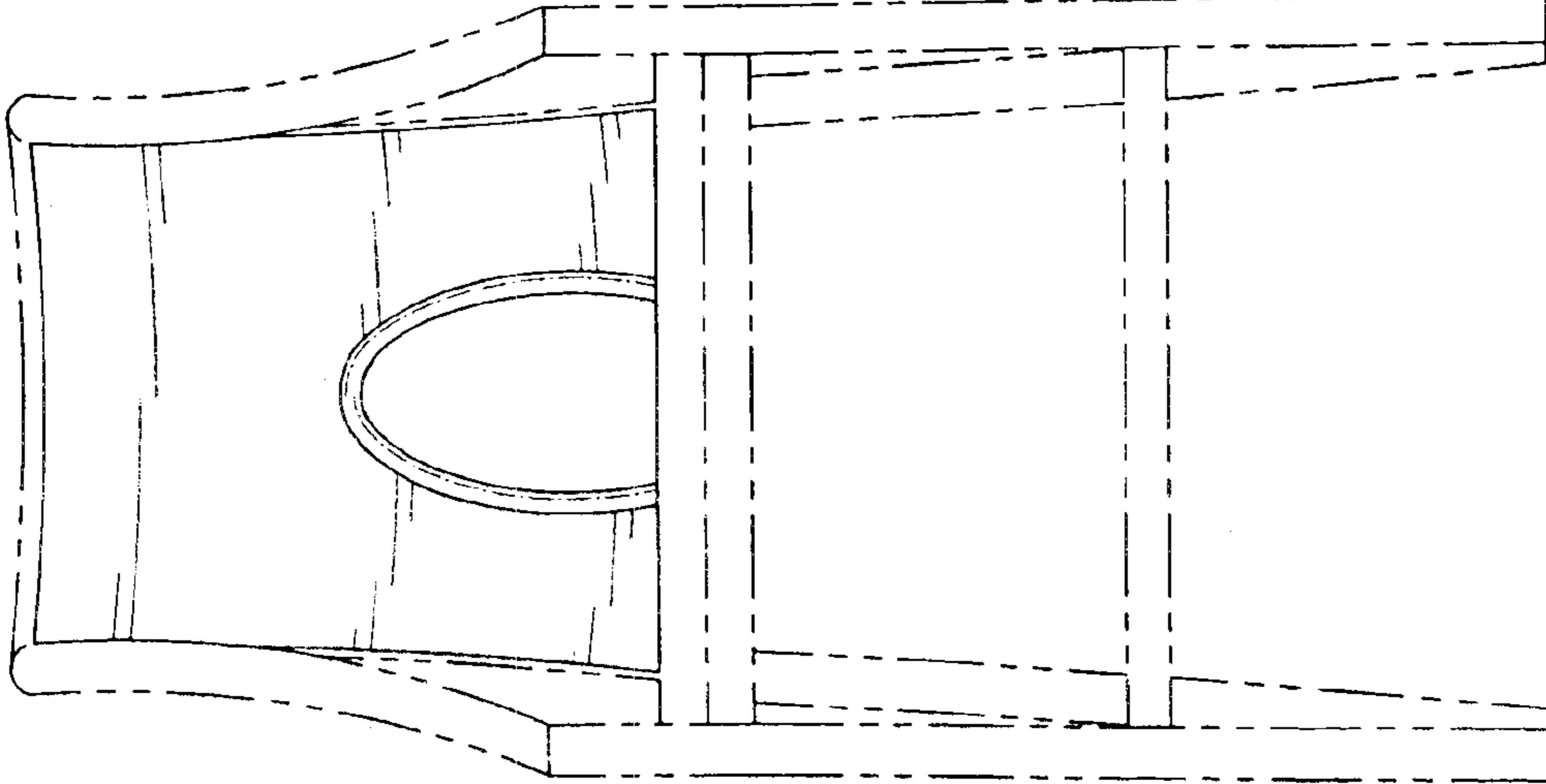


FIG. 6

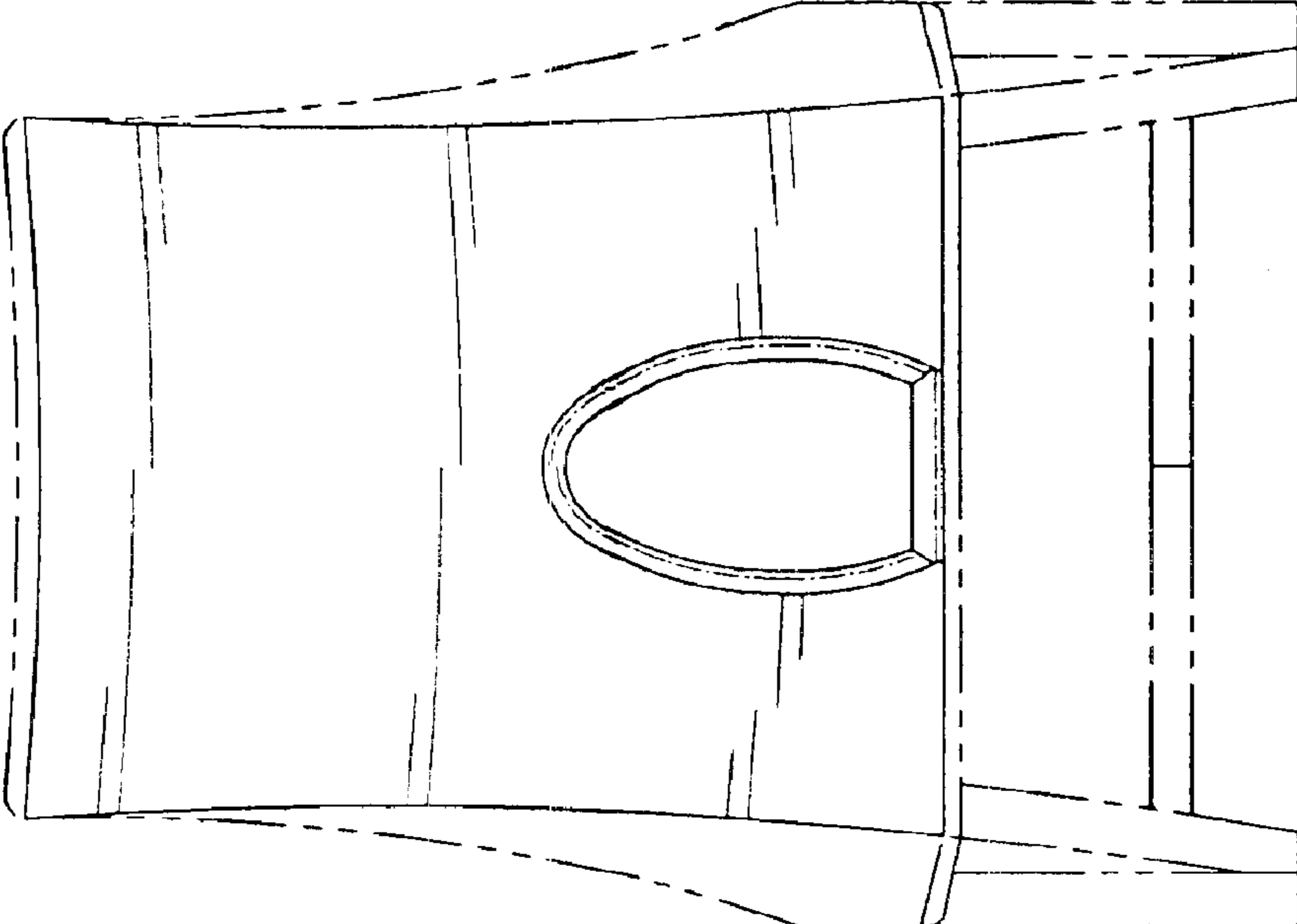


FIG. 5

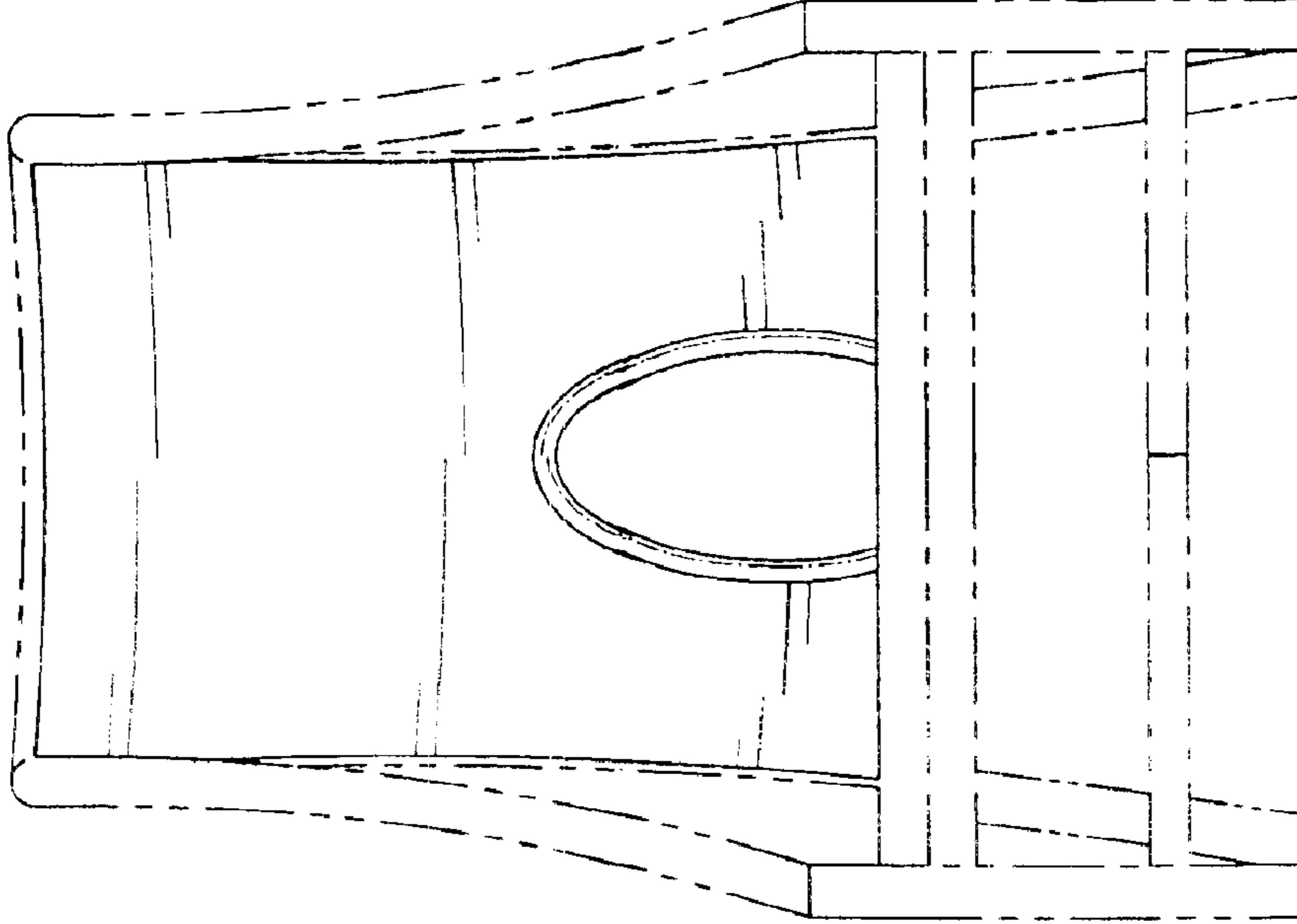


FIG. 8

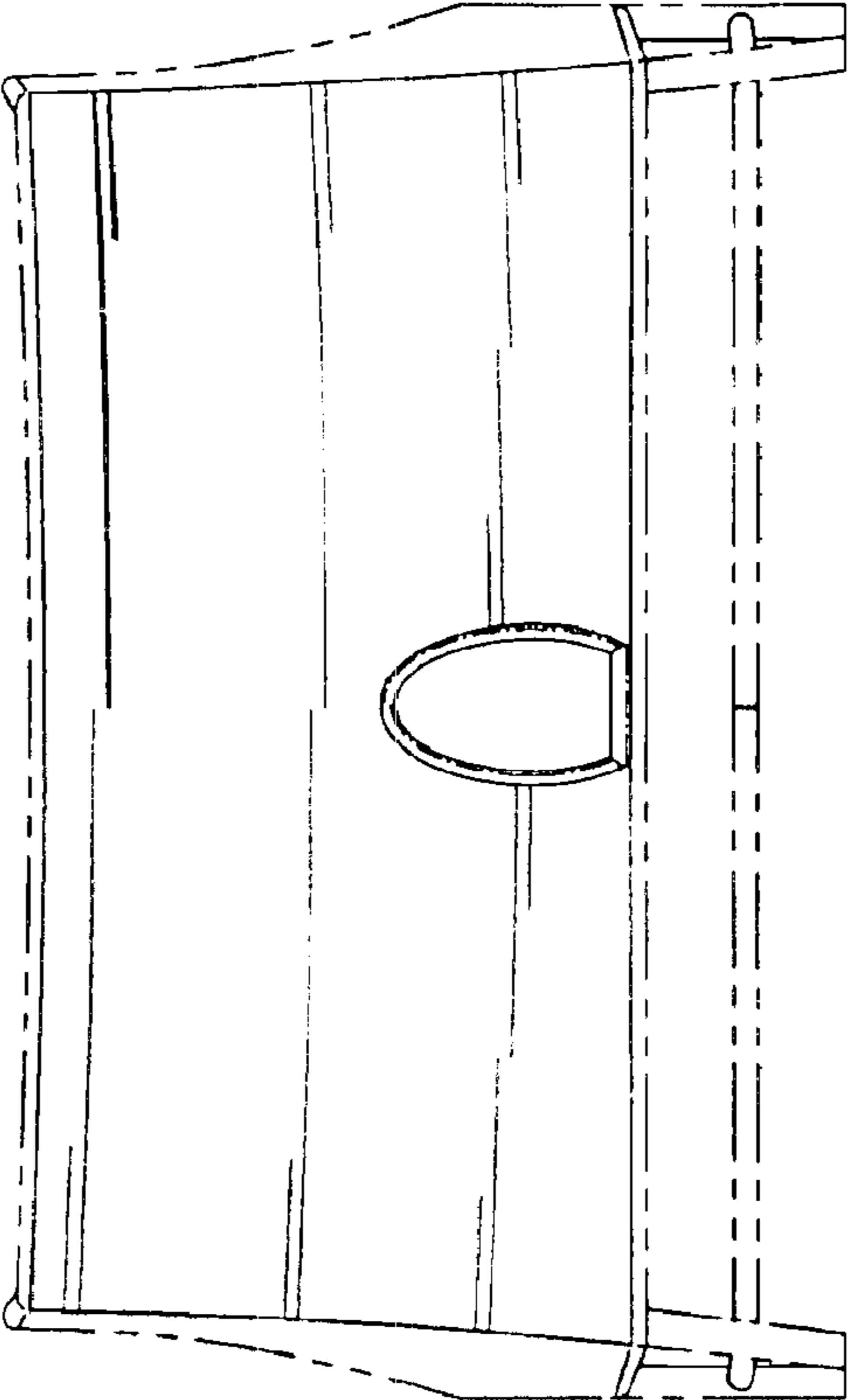


FIG. 7

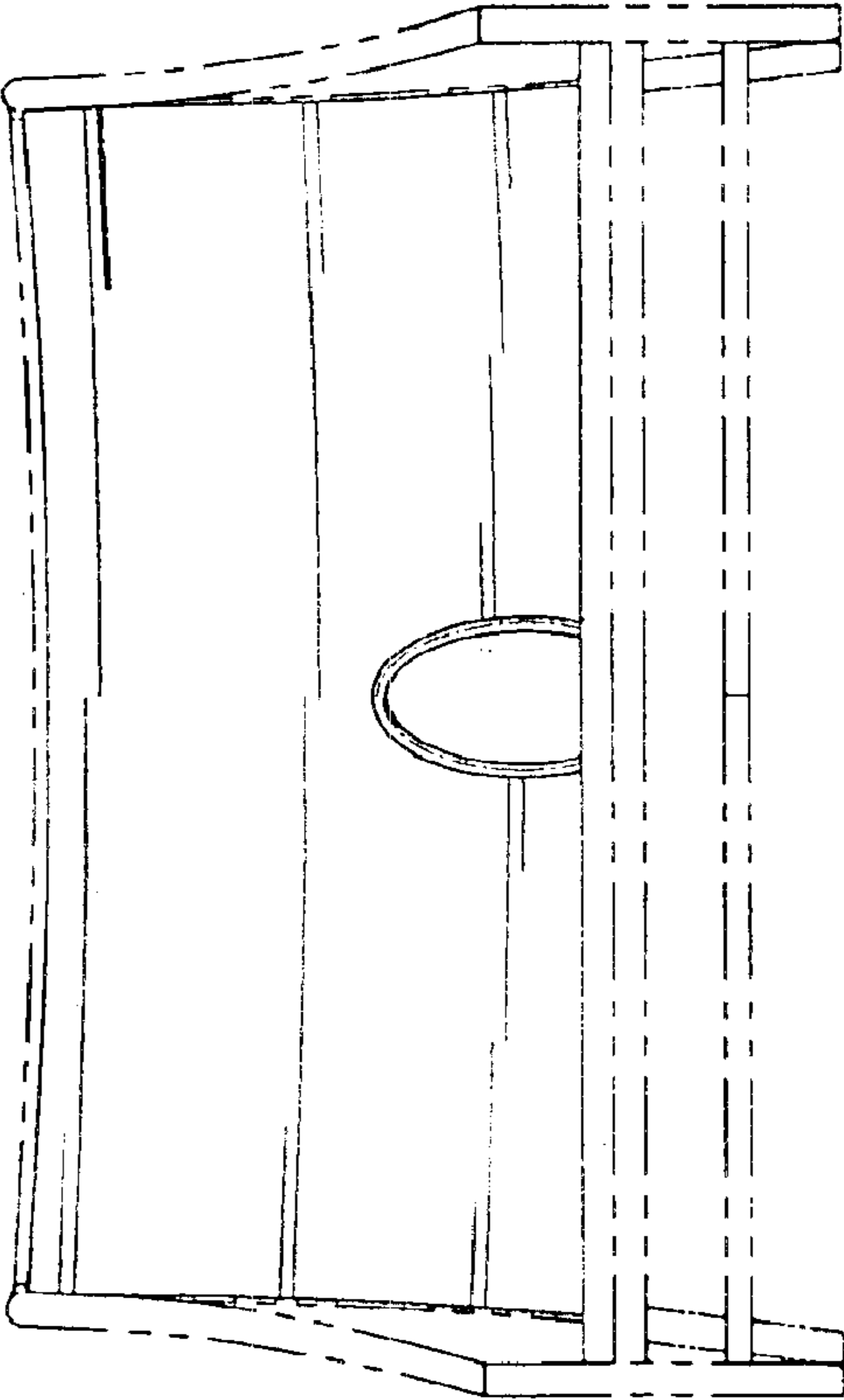


FIG. 10

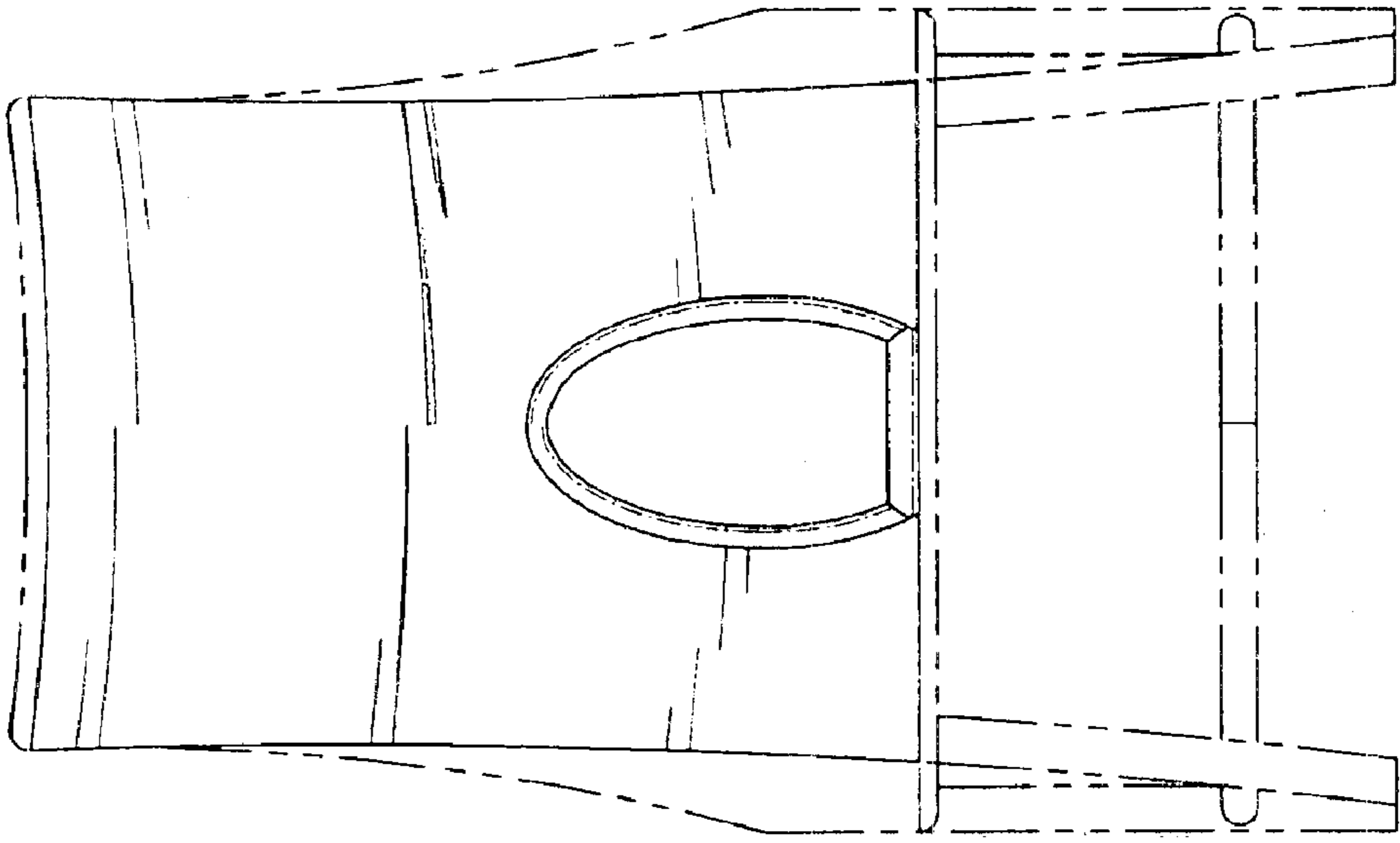


FIG. 9

