

US00D505019S

(12) **United States Design Patent** (10) **Patent No.:** **US D505,019 S**
Gosselin et al. (45) **Date of Patent:** **** May 17, 2005**

(54) **HANGER**

(75) Inventors: **Yves Gosselin**, Lachenaie (CA);
Richard Lalonde, Mascouche (CA)

(73) Assignee: **Effigi, Inc.**, Laval (CA)

(**) Term: **14 Years**

(21) Appl. No.: **29/206,102**

(22) Filed: **May 25, 2004**

(30) **Foreign Application Priority Data**

Apr. 19, 2004 (CA) 106298

(51) **LOC (7) Cl.** **06-08**

(52) **U.S. Cl.** **D6/326**

(58) **Field of Search** D6/326, 315, 317,
D6/318; 211/113; 223/85, 91-93, 95-96

(56) **References Cited**

U.S. PATENT DOCUMENTS

D305,834 S * 2/1990 DeVito D6/326
D305,835 S * 2/1990 DeVito D6/326
D324,459 S * 3/1992 Gouldson et al. D6/326
5,092,502 A * 3/1992 Kolton et al. 223/91
5,129,557 A * 7/1992 Kolton et al. 223/91
D392,113 S * 3/1998 Gouldson D6/326
6,250,523 B1 * 6/2001 Louw 223/96
D453,423 S * 2/2002 Goldman et al. D6/326
D458,039 S * 6/2002 Gouldson D6/318

D459,593 S * 7/2002 Gouldson D6/318

* cited by examiner

Primary Examiner—Stella Reid

Assistant Examiner—Shanda C. Hill

(74) *Attorney, Agent, or Firm*—Darby & Darby

(57) **CLAIM**

The ornamental design for a hanger, as shown and described.

DESCRIPTION

FIG. 1 is a front perspective view of the hanger according to a first variant of the design.

FIG. 2 is a back perspective view of the hanger of FIG. 1.

FIG. 3 is a front view of the hanger of FIG. 1.

FIG. 4 is a back view of the hanger of FIG. 1.

FIG. 5 is a top view of the hanger of FIG. 1.

FIG. 6 is a bottom view of the hanger of FIG. 1.

FIG. 7 is a left side view of the hanger of FIG. 1.

FIG. 8 is a right side view of the hanger of FIG. 1.

FIG. 9 is a front perspective view of the hanger according to a second variant of the design.

FIG. 10 is a back perspective view of the hanger of FIG. 9.

FIG. 11 is a front view of the hanger of FIG. 9.

FIG. 12 is a back view of the hanger of FIG. 9.

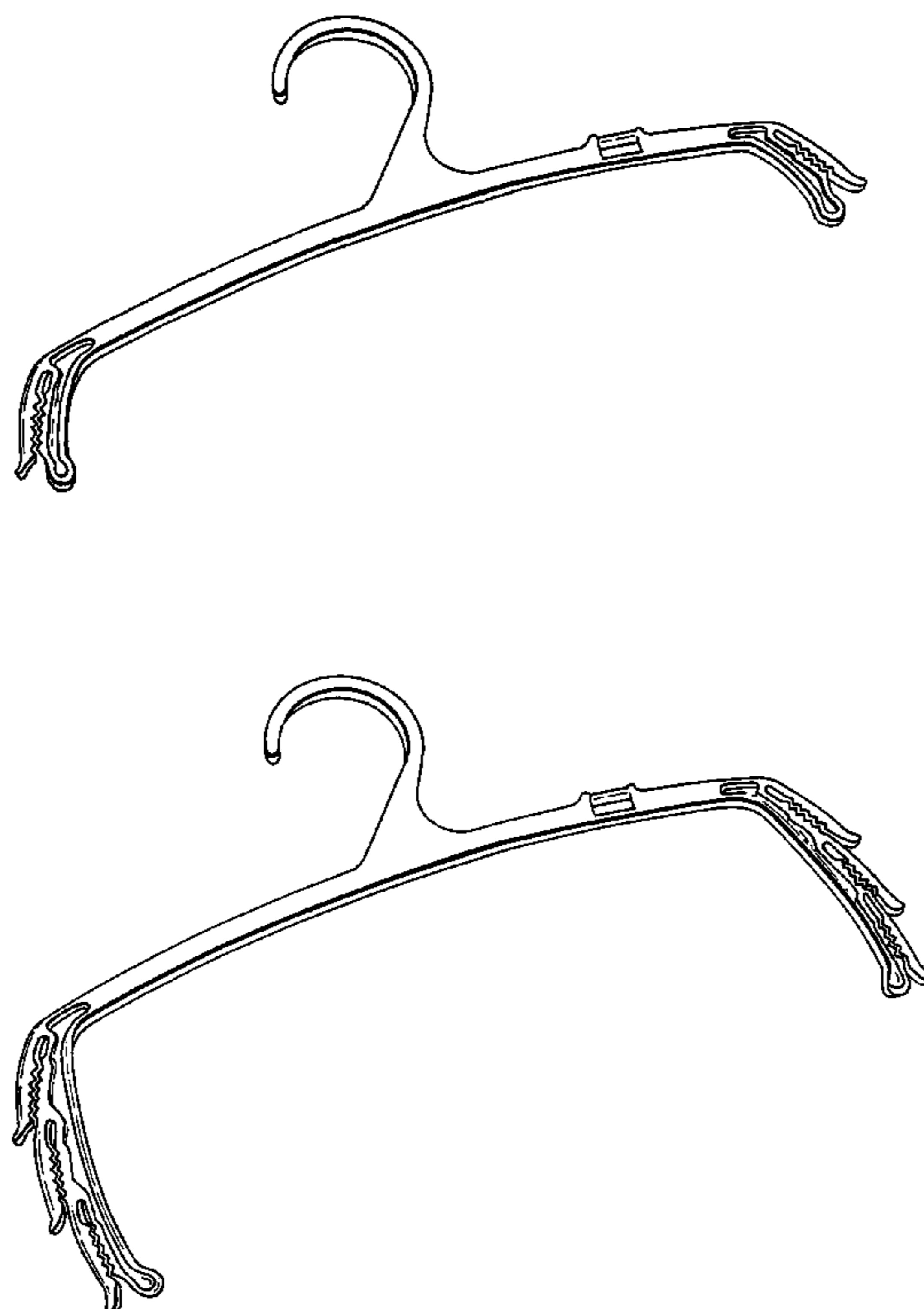
FIG. 13 is a top view of the hanger of FIG. 9.

FIG. 14 is a bottom view of the hanger of FIG. 9.

FIG. 15 is a left side view of the hanger of FIG. 9; and,

FIG. 16 is a right side view of the hanger of FIG. 9.

1 Claim, 12 Drawing Sheets



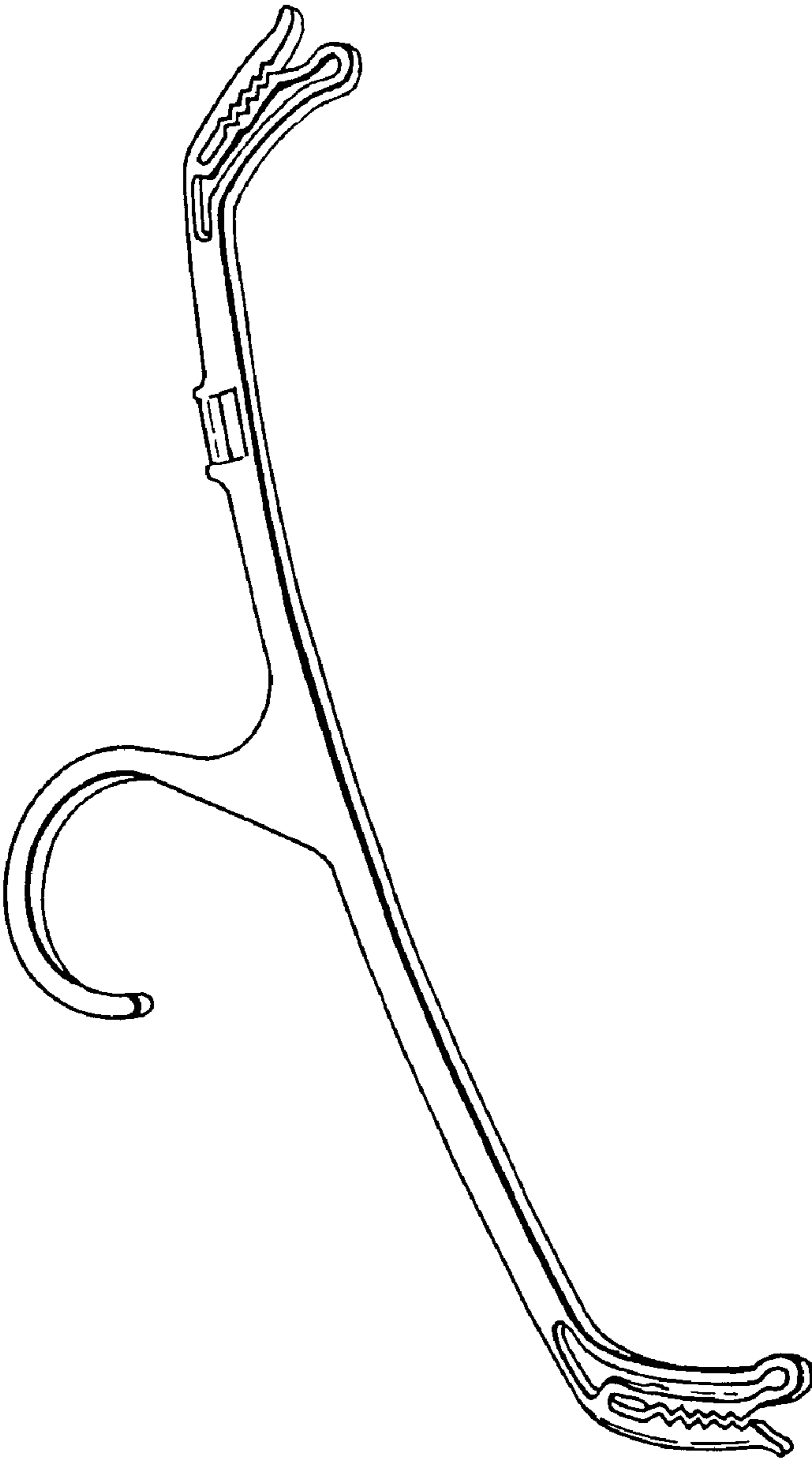


FIG. 1

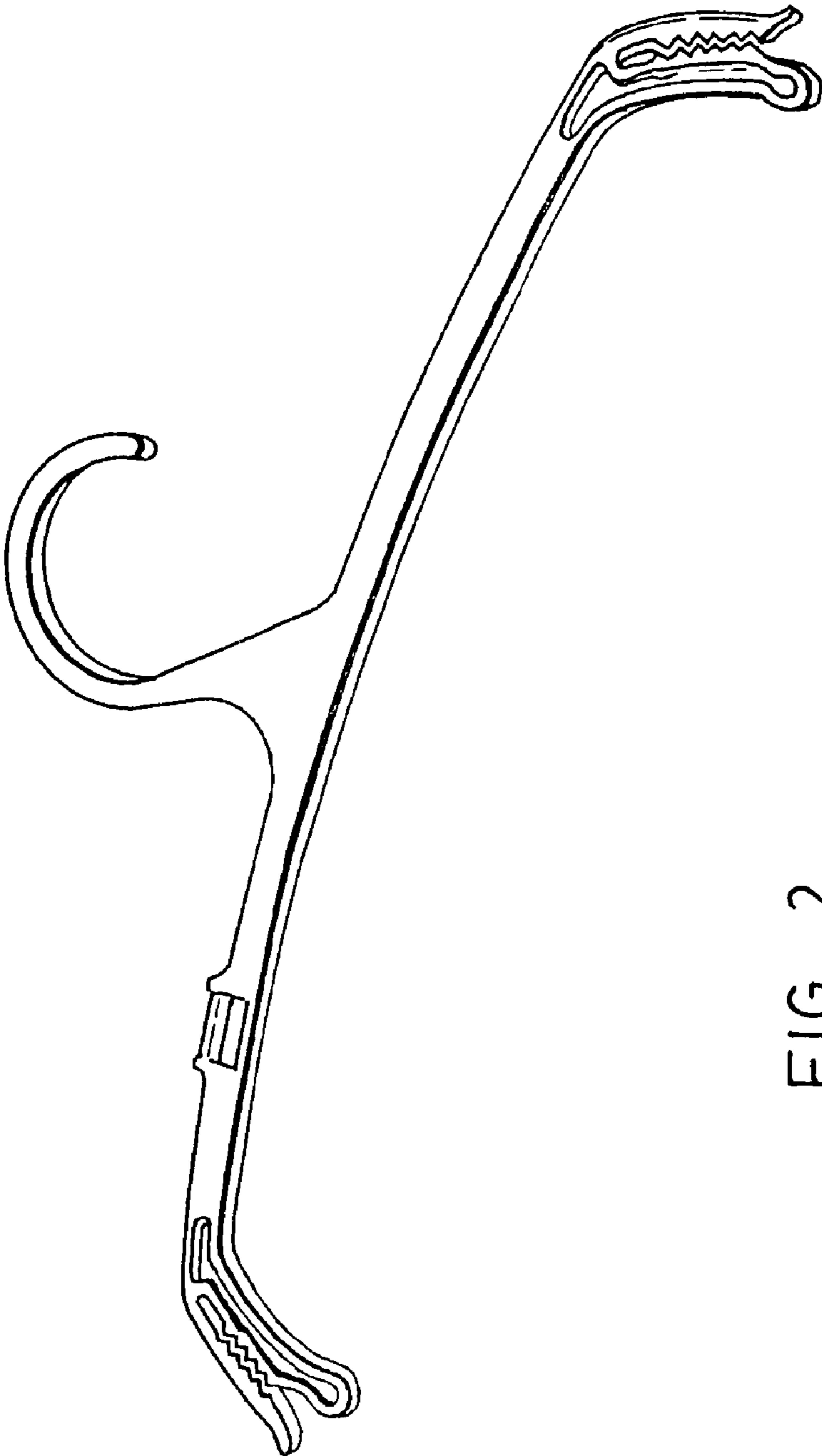


FIG. 2

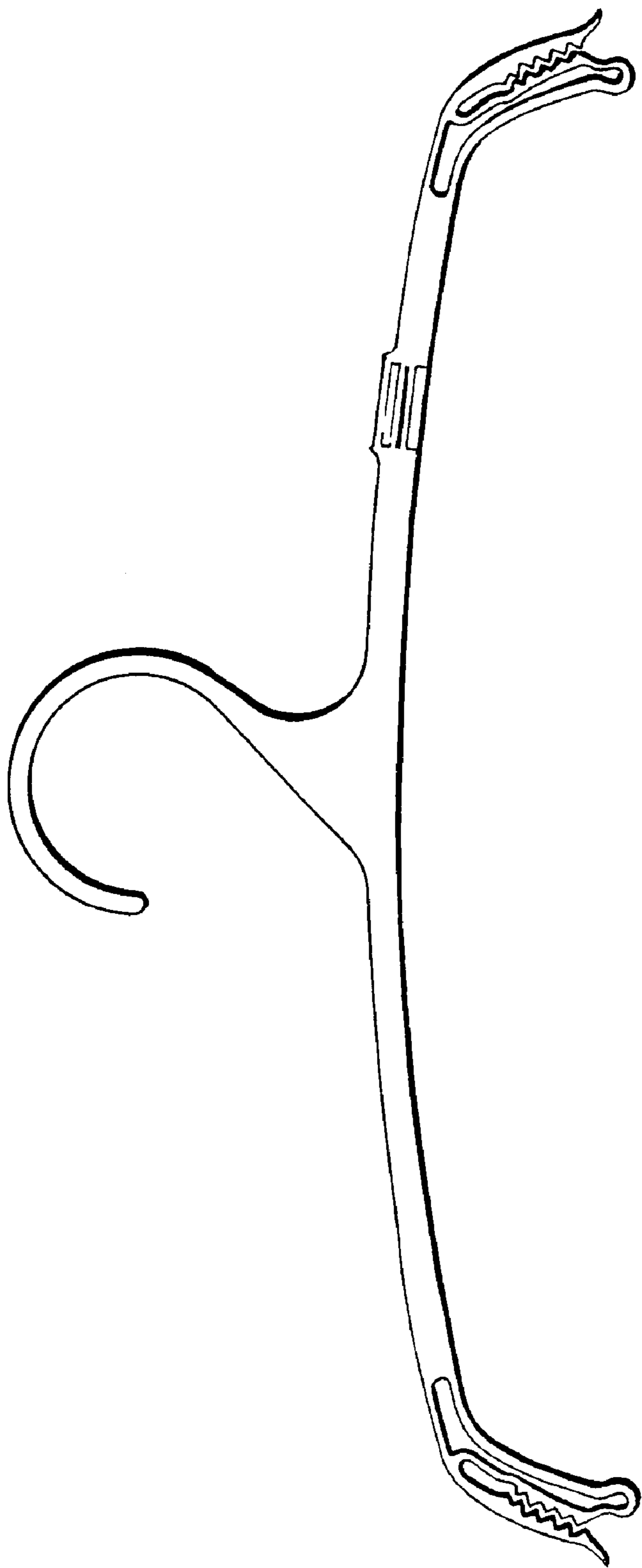


FIG. 3




FIG. 4



FIG. 5



FIG. 6



FIG. 7




FIG. 8

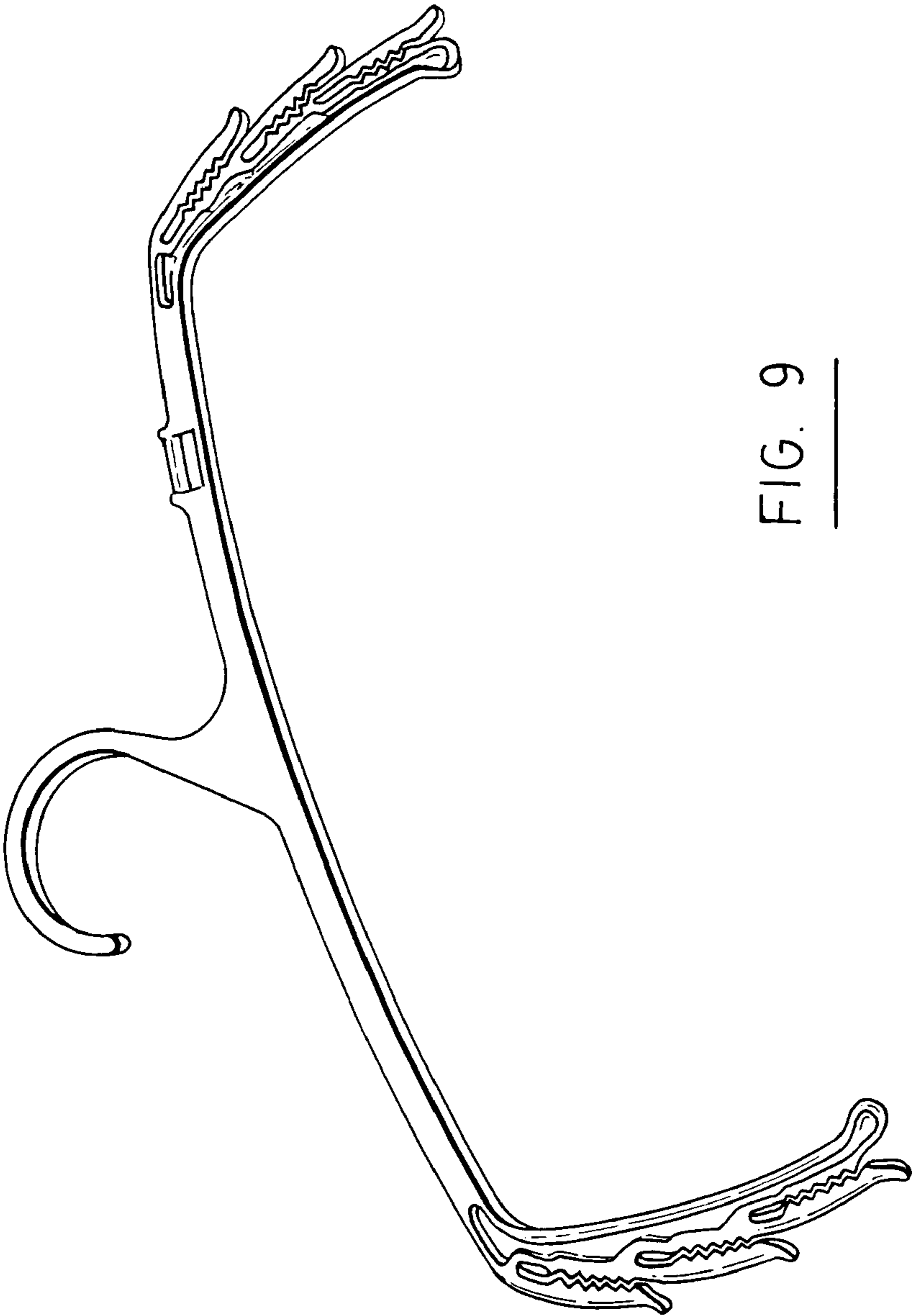


FIG. 9

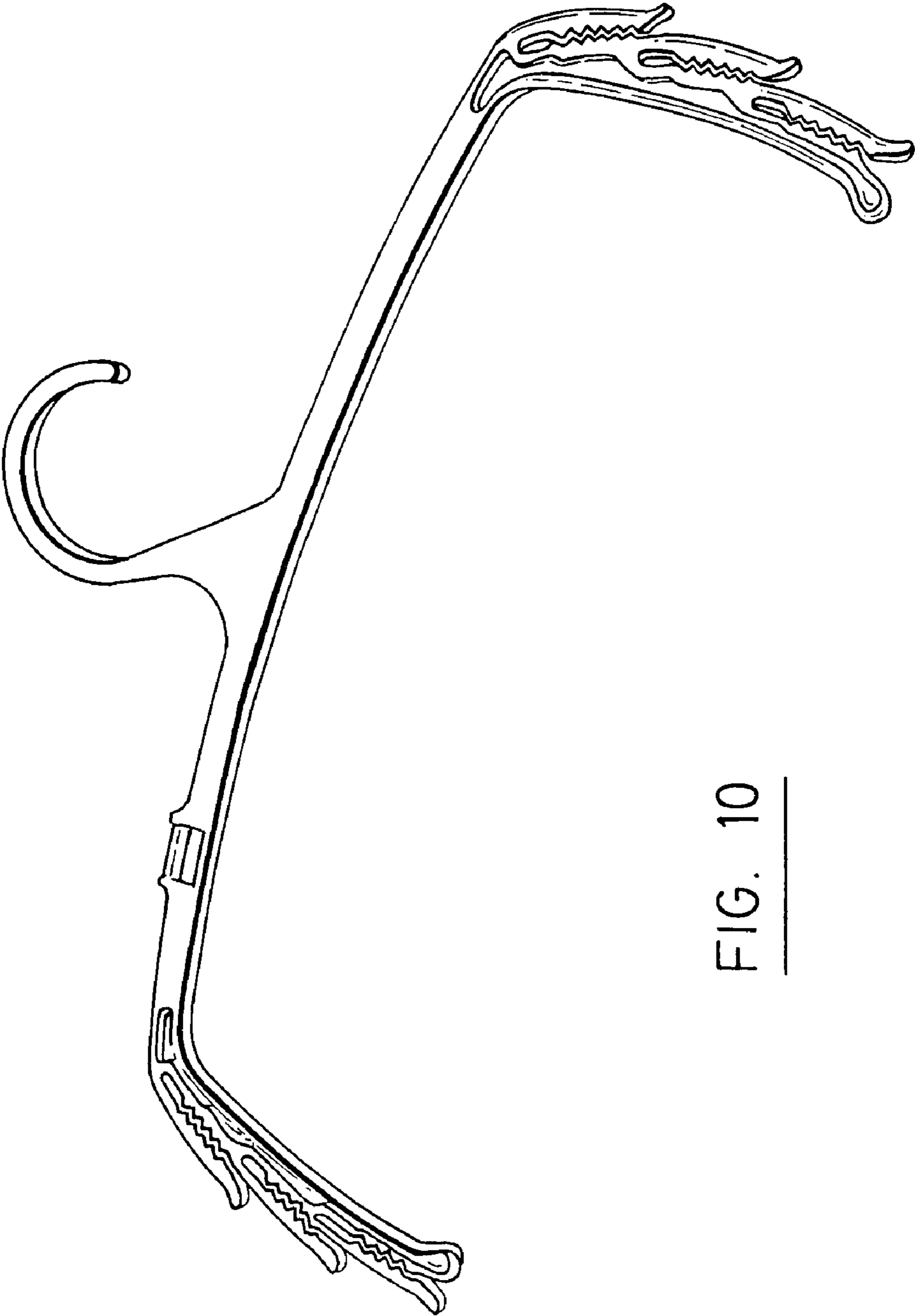


FIG. 10

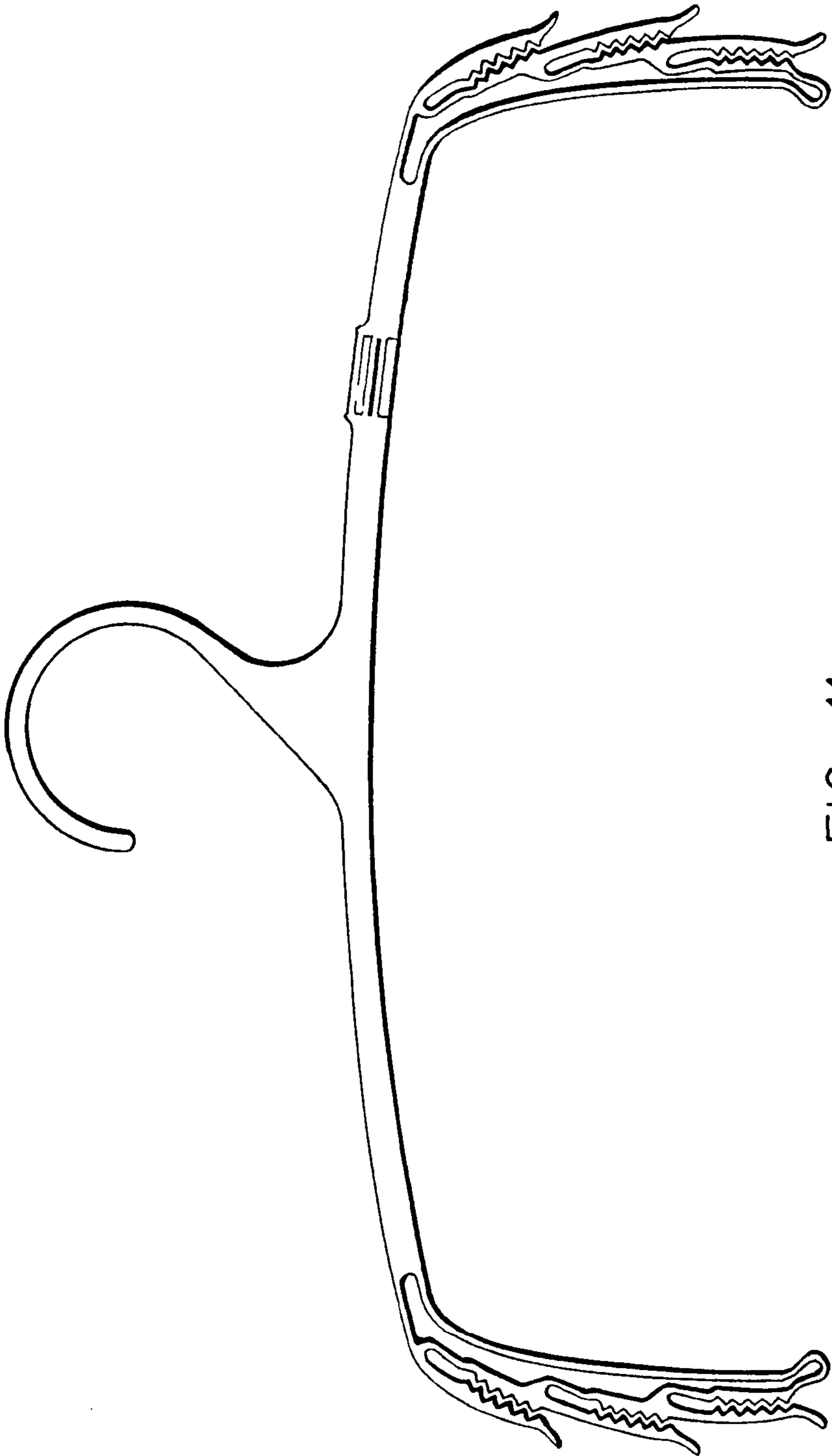


FIG. 11

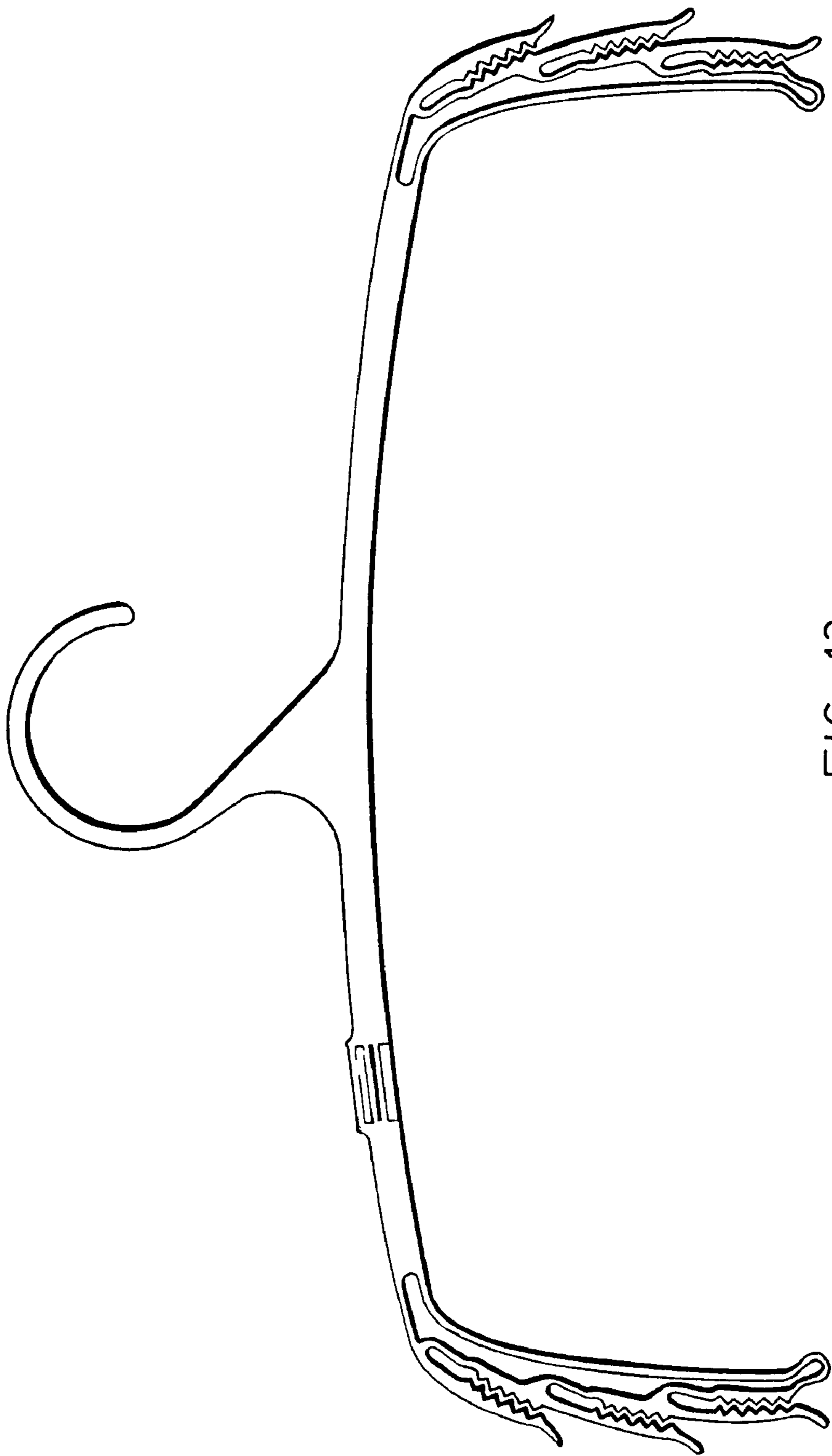


FIG. 12



FIG. 13



FIG. 14




FIG. 16




FIG. 15

UNITED STATES PATENT AND TRADEMARK OFFICE
CERTIFICATE OF CORRECTION

PATENT NO. : Des. 505,019 S
DATED : May 17, 2005
INVENTOR(S) : Yves Gosselin et al.

Page 1 of 1


It is certified that error appears in the above-identified patent and that said Letters Patent is hereby corrected as shown below:

Title page,

Item [30], **Foreign Application Priority Data**, please delete “Apr. 19, 2004 (CA) 106298” and substitute with -- March 19, 2004 (CA) 106298 --.

Signed and Sealed this

Twelfth Day of July, 2005

A handwritten signature in black ink, reading "Jon W. Dudas", is written over a rectangular area with a light gray dotted background.

JON W. DUDAS

Director of the United States Patent and Trademark Office