

US00D505012S

(12) **United States Design Patent**
Godshaw et al.

(10) **Patent No.: US D505,012 S**

(45) **Date of Patent: ** May 17, 2005**

(54) **LUGGAGE ITEM**

(75) Inventors: **Donald E. Godshaw**, Evanston, IL
(US); **Andrezj M. Redzisz**, Wheeling,
IL (US)

(73) Assignee: **Travel Caddy, Inc.**, Des Plaines, IL
(US)

(**) Term: **14 Years**

(21) Appl. No.: **29/197,446**

(22) Filed: **Jan. 15, 2004**

(51) **LOC (7) Cl.** **03-01**

(52) **U.S. Cl.** **D3/289; D3/301; D3/287**

(58) **Field of Search** D3/243, 246, 276,
D3/283, 285, 287, 288, 289, 301; 190/110,
100, 109, 111, 112, 113; 150/117; 383/110

(56) **References Cited**

U.S. PATENT DOCUMENTS

D245,645 S	*	8/1977	Casser	D3/243
D263,650 S	*	4/1982	Schimmel	D3/246
D268,548 S	*	4/1983	Schimmel	D3/243
D390,004 S	*	2/1998	Tawil	D3/246
D390,700 S	*	2/1998	Miller et al.	D3/246
D401,063 S	*	11/1998	Yamamoto et al.	D3/287

D441,533 S	*	5/2001	Tawil	D3/283
D442,778 S	*	5/2001	Guyon	D3/246
D445,252 S	*	7/2001	Klamm	D3/289
D459,884 S	*	7/2002	King	D3/276
D468,101 S	*	1/2003	Hassett	D3/283
D469,252 S	*	1/2003	Su	D3/289

* cited by examiner

Primary Examiner—Philip S. Hyder

(74) *Attorney, Agent, or Firm*—Banner & Witcoff, Ltd.

(57) **CLAIM**

The ornamental design for a luggage item, as shown and described.

DESCRIPTION

FIG. 1 is an isometric view of the luggage item;
FIG. 2 is a front side view of the luggage item of FIG. 1;
FIG. 3 is a back side view of the luggage item of FIG. 1;
FIG. 4 is a top plan view of the luggage item of FIG. 1;
FIG. 5 is a bottom plan view of the luggage item of FIG. 1;
FIG. 6 is a first end view of the luggage item of FIG. 1; and,
FIG. 7 is an opposite end view from the end view of FIG. 6
of the luggage item.

The broken line showing of environment is for illustrative purposes only and forms no part of the claimed design.

1 Claim, 4 Drawing Sheets

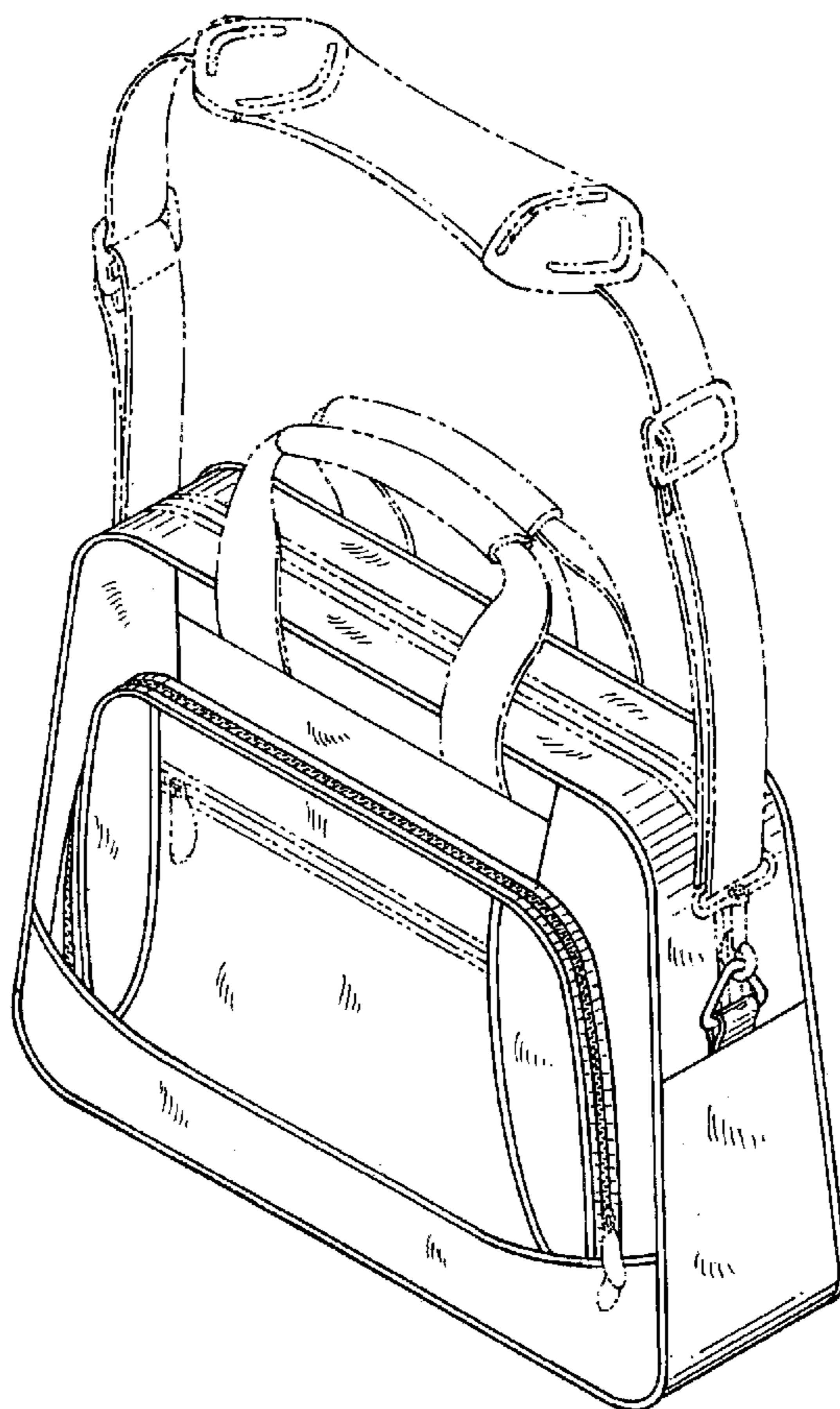


FIG. 1

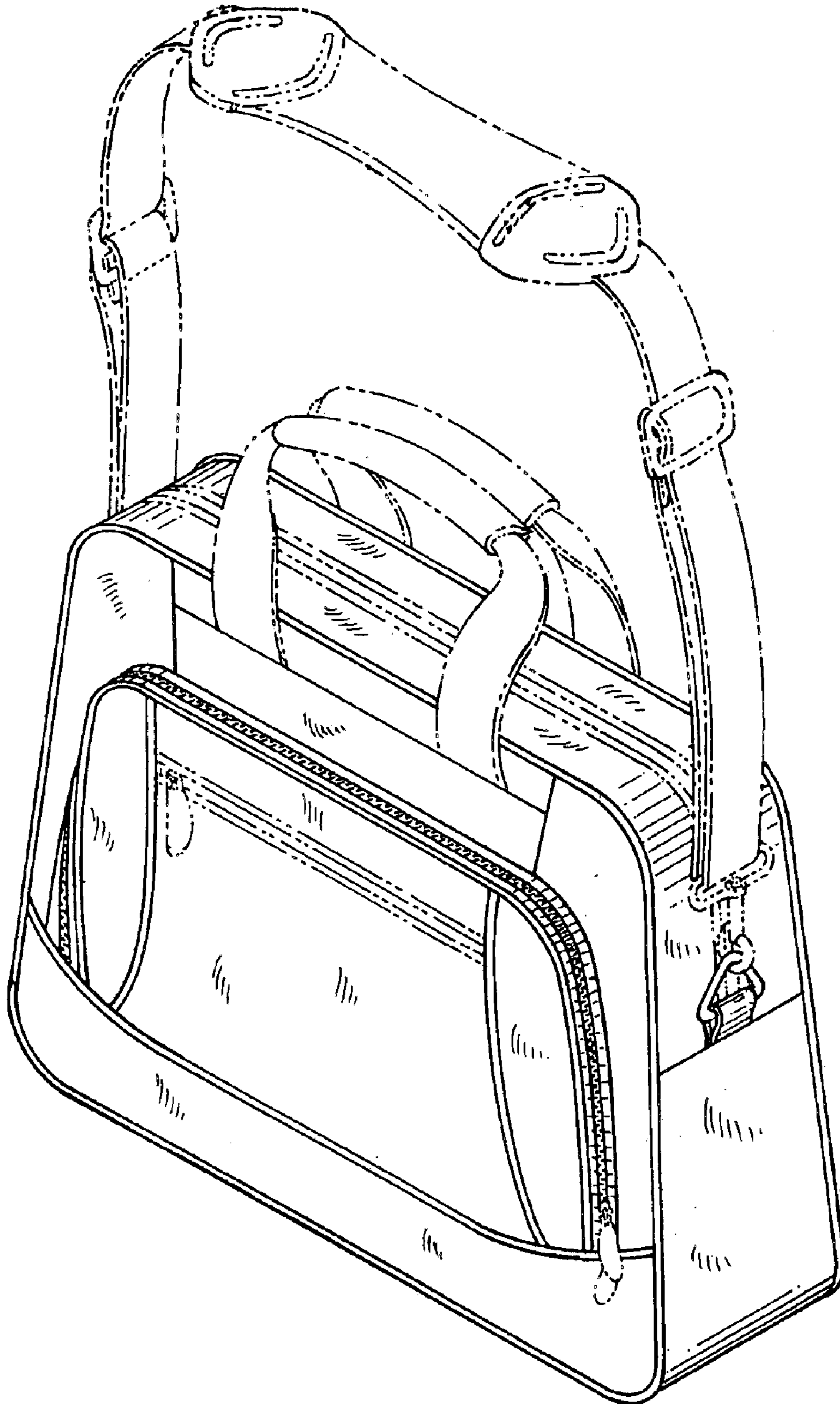


FIG. 2

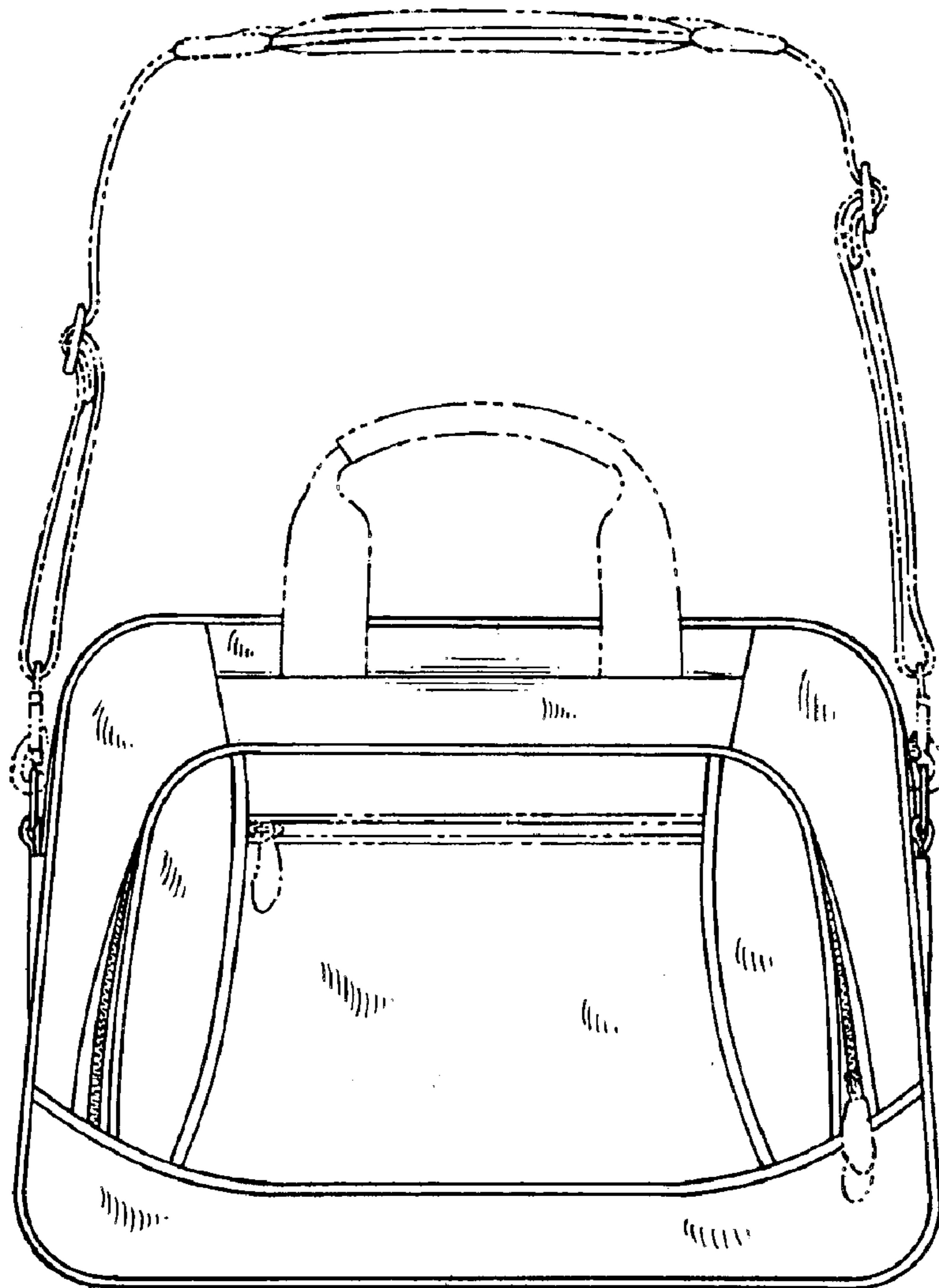


FIG. 4

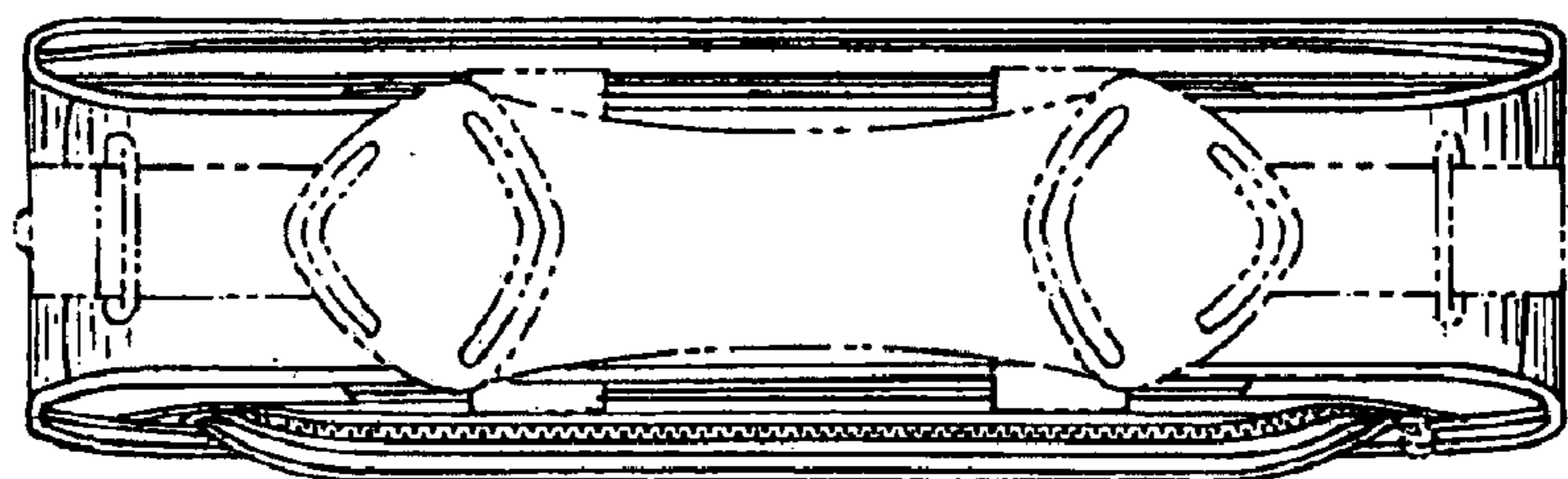


FIG. 3

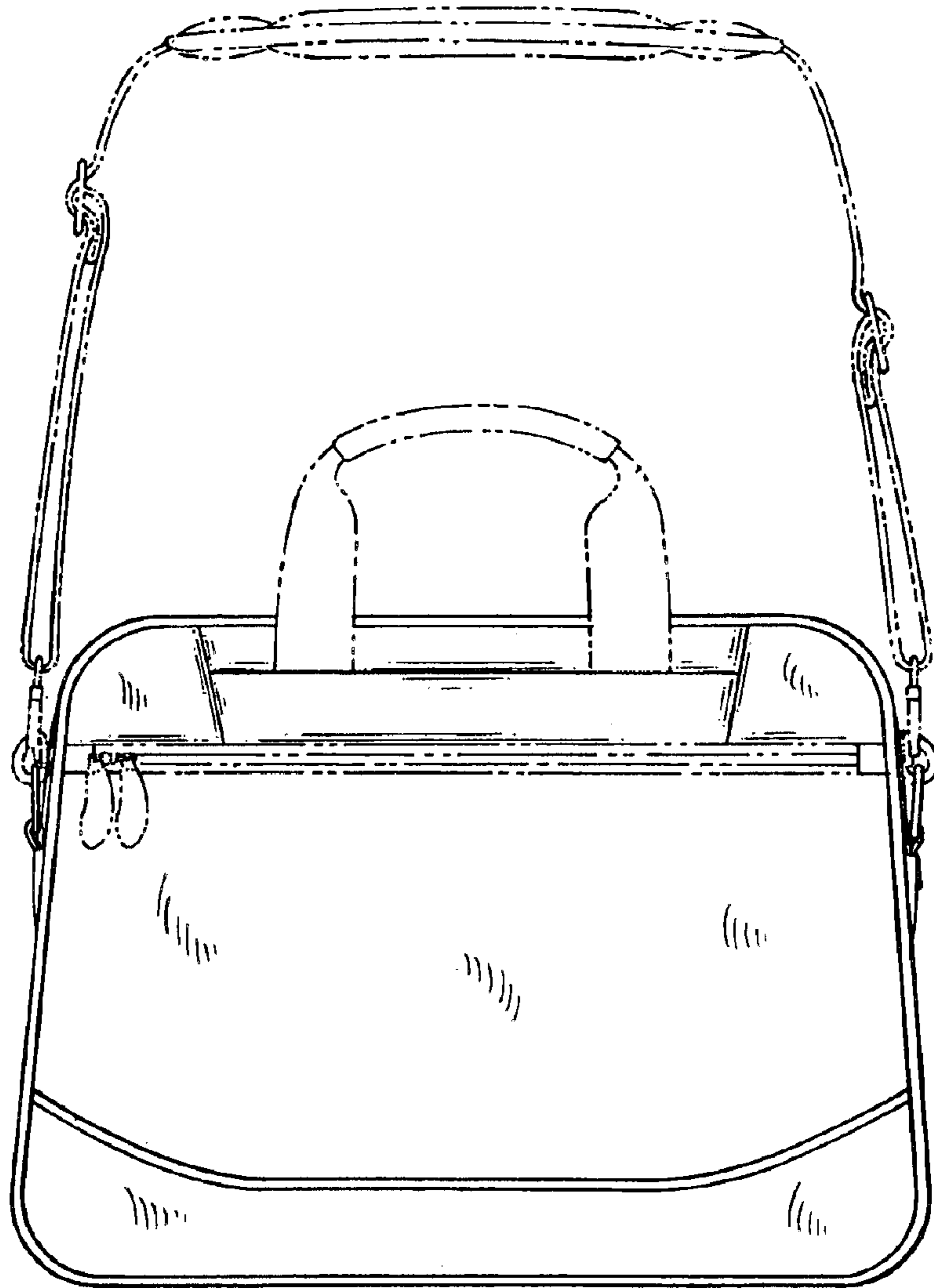


FIG. 5




FIG.6

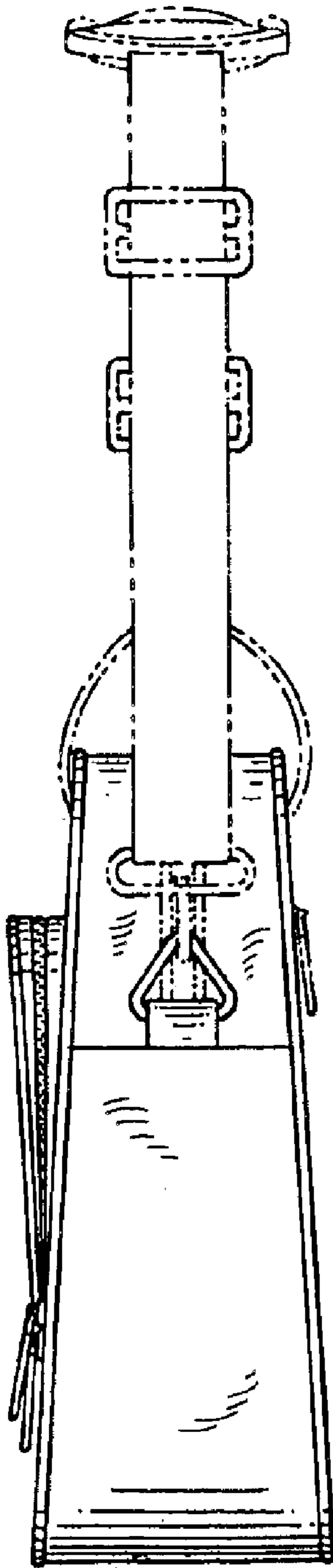


FIG.7

