



US00D504994S

(12) **United States Design Patent**
Kim

(10) **Patent No.:** **US D504,994 S**
(45) **Date of Patent:** **** May 17, 2005**

(54) **HEADWEAR WITH RING-ADJUSTER**

(75) Inventor: **Il Dong Kim**, Uiwang (KR)

(73) Assignee: **Dada Corp.**, Seoul (KR)

(**) Term: **14 Years**

(21) Appl. No.: **29/192,924**

(22) Filed: **Nov. 3, 2003**

(51) **LOC (7) Cl.** **02-03**

(52) **U.S. Cl.** **D2/881**

(58) **Field of Search** D2/865, 866, 872,
D2/873, 876, 879, 882, 886, 891, 892,
893, 880, 881, 884; 2/171, 175.1, 175.2,
195.1, 195.2, 195.3, 209.11, 209.12, 209.13,
171.4, 171.5

(56) **References Cited**

U.S. PATENT DOCUMENTS

707,956 A	*	8/1902	Bouilly	2/171.4
2,864,383 A	*	12/1958	Jacks et al.	132/273
4,991,236 A	*	2/1991	Pritchett	2/195.8
5,539,929 A		7/1996	Revson		
5,644,799 A		7/1997	Armenta		

5,694,647 A	*	12/1997	Crickmore	2/172
D406,687 S	*	3/1999	Thorpe	D2/881
5,875,494 A		3/1999	Garnier, Jr.		
5,933,872 A	*	8/1999	Lema	2/209.7
D460,244 S	*	7/2002	Coluccio	D2/881
6,467,096 B1	*	10/2002	Coluccio	2/195.2

* cited by examiner

Primary Examiner—Joel A. Sincavage
Assistant Examiner—Elizabeth Albert

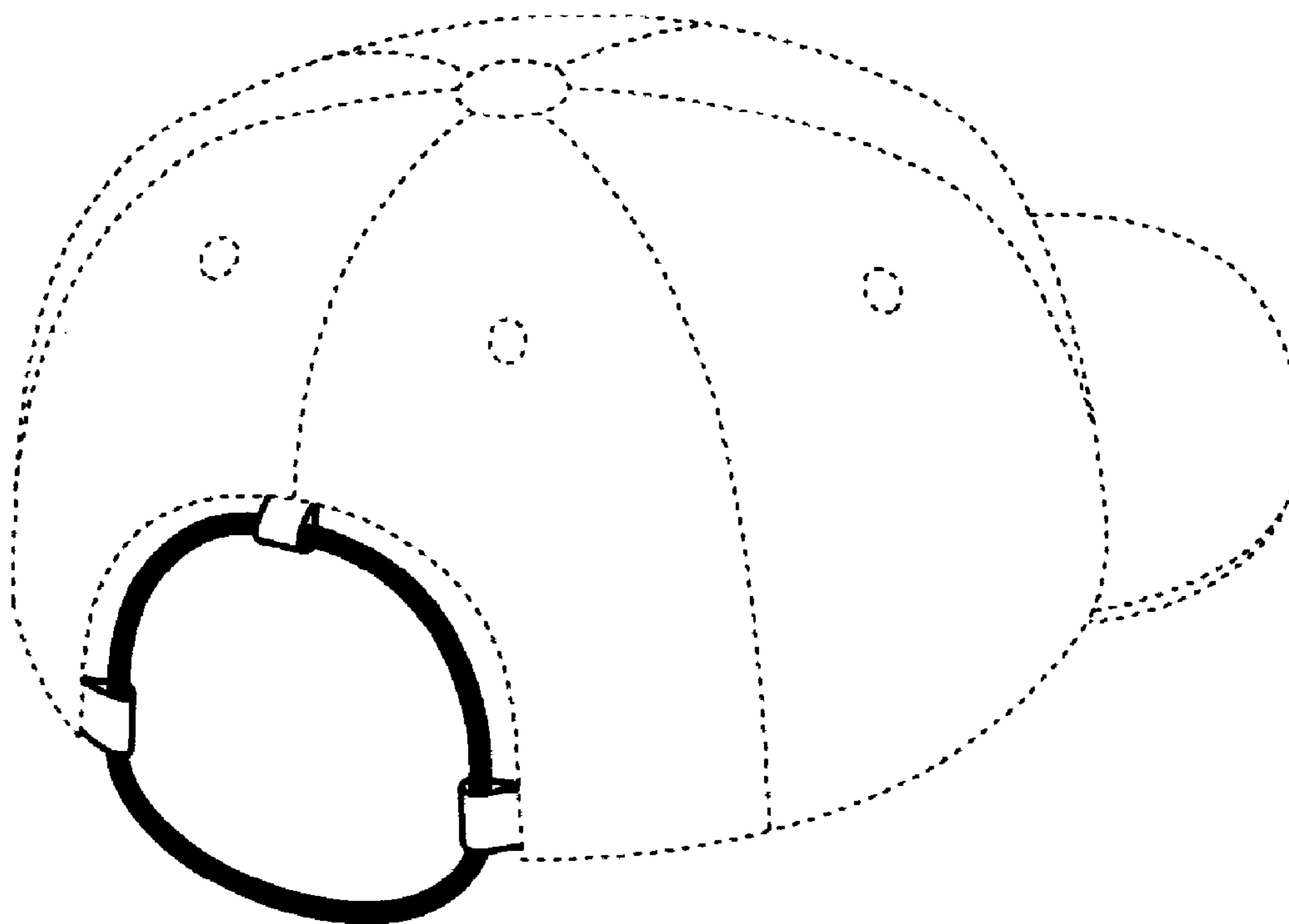
(57) **CLAIM**

The ornamental design for “headwear with ring-adjuster,” as shown and described.

DESCRIPTION

FIG. 1 is a perspective view of “headwear with ring-adjuster” showing my new design
FIG. 2 is a bottom view of FIG. 1
FIG. 3 is a rear view of FIG. 1; and,
FIG. 4 is a left side view of FIG. 1.
The broken line showing of the crown and the visor is for illustrative purposes only and forms no part of the claimed design.

1 Claim, 2 Drawing Sheets



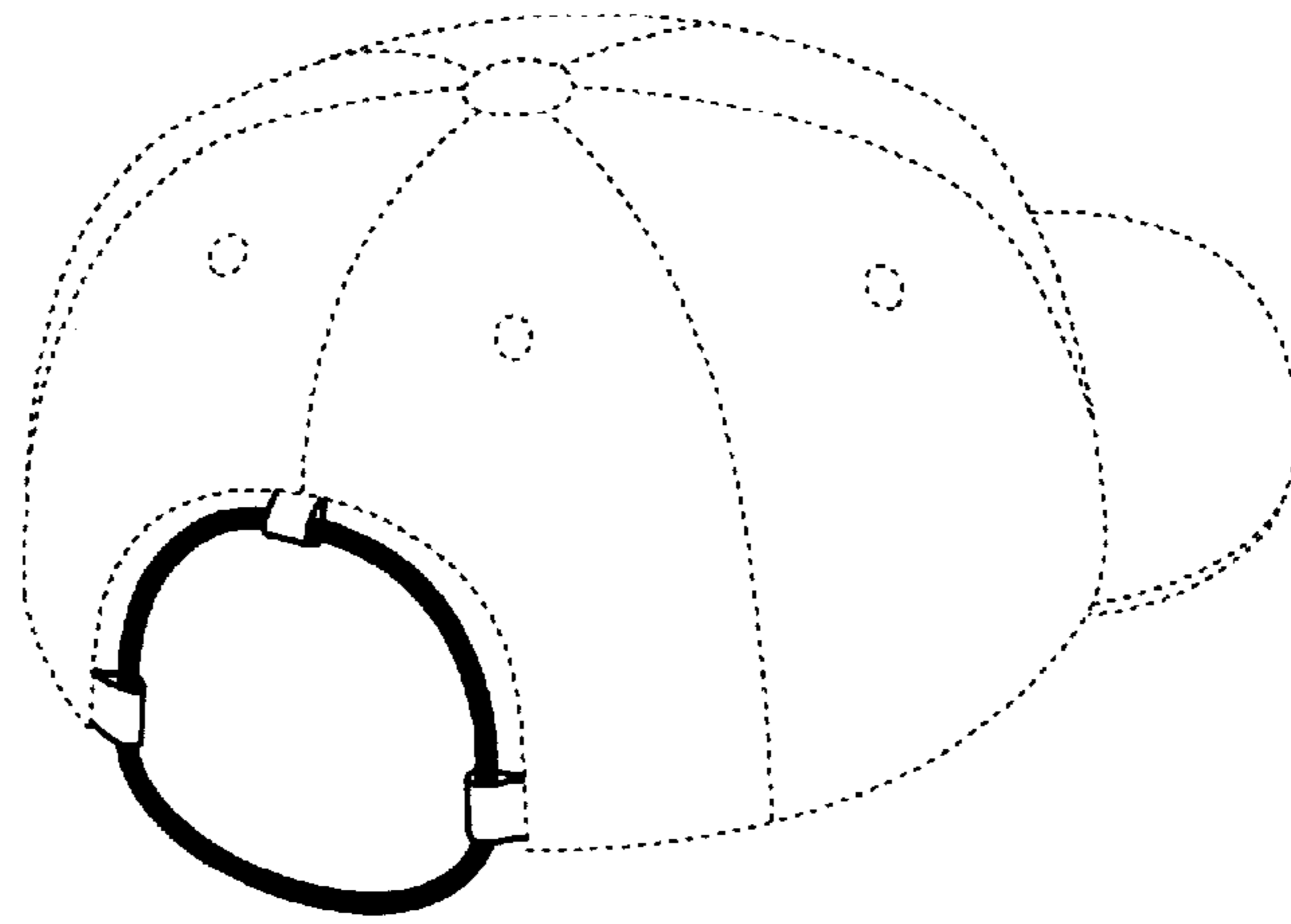


FIG. 1

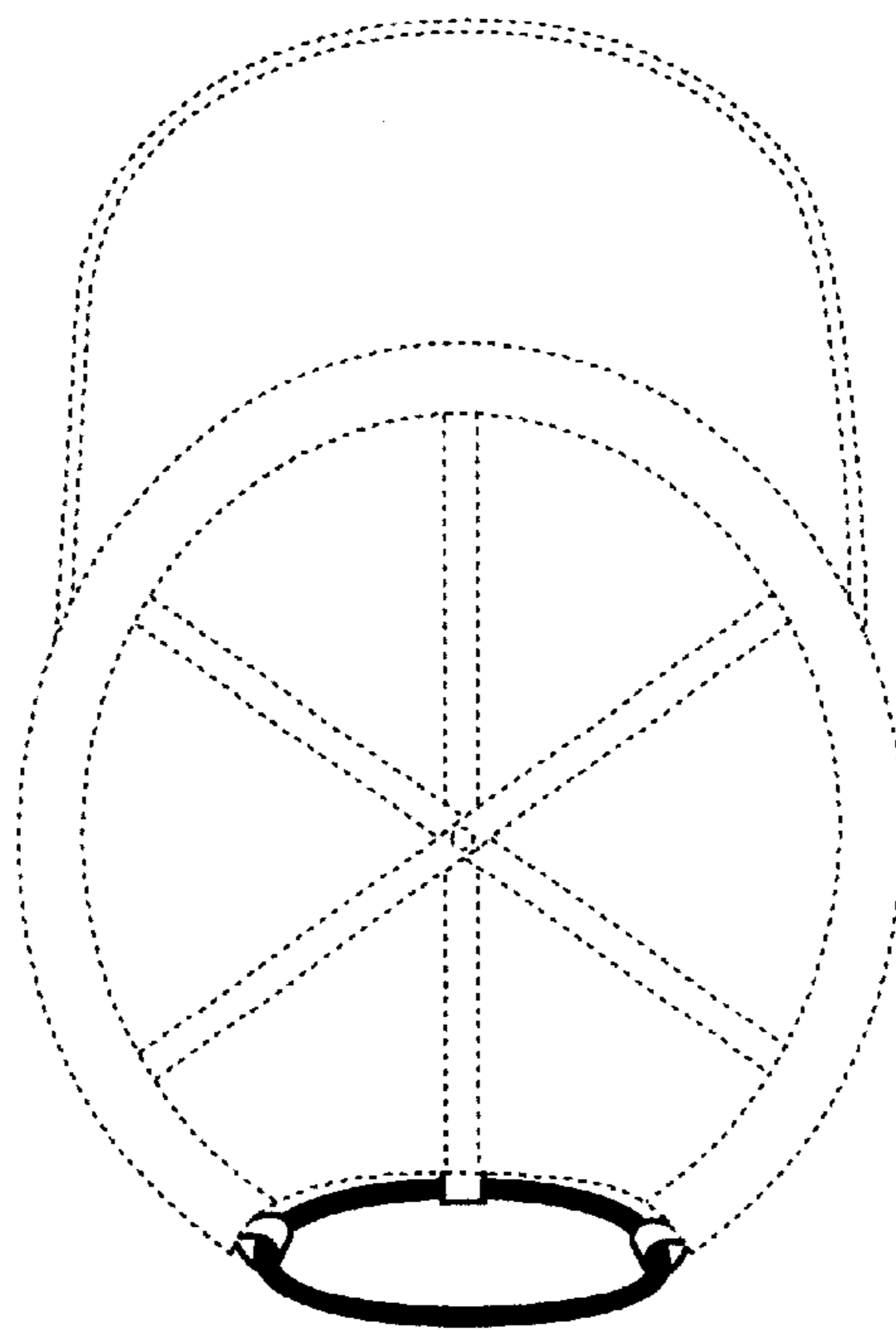


FIG. 2

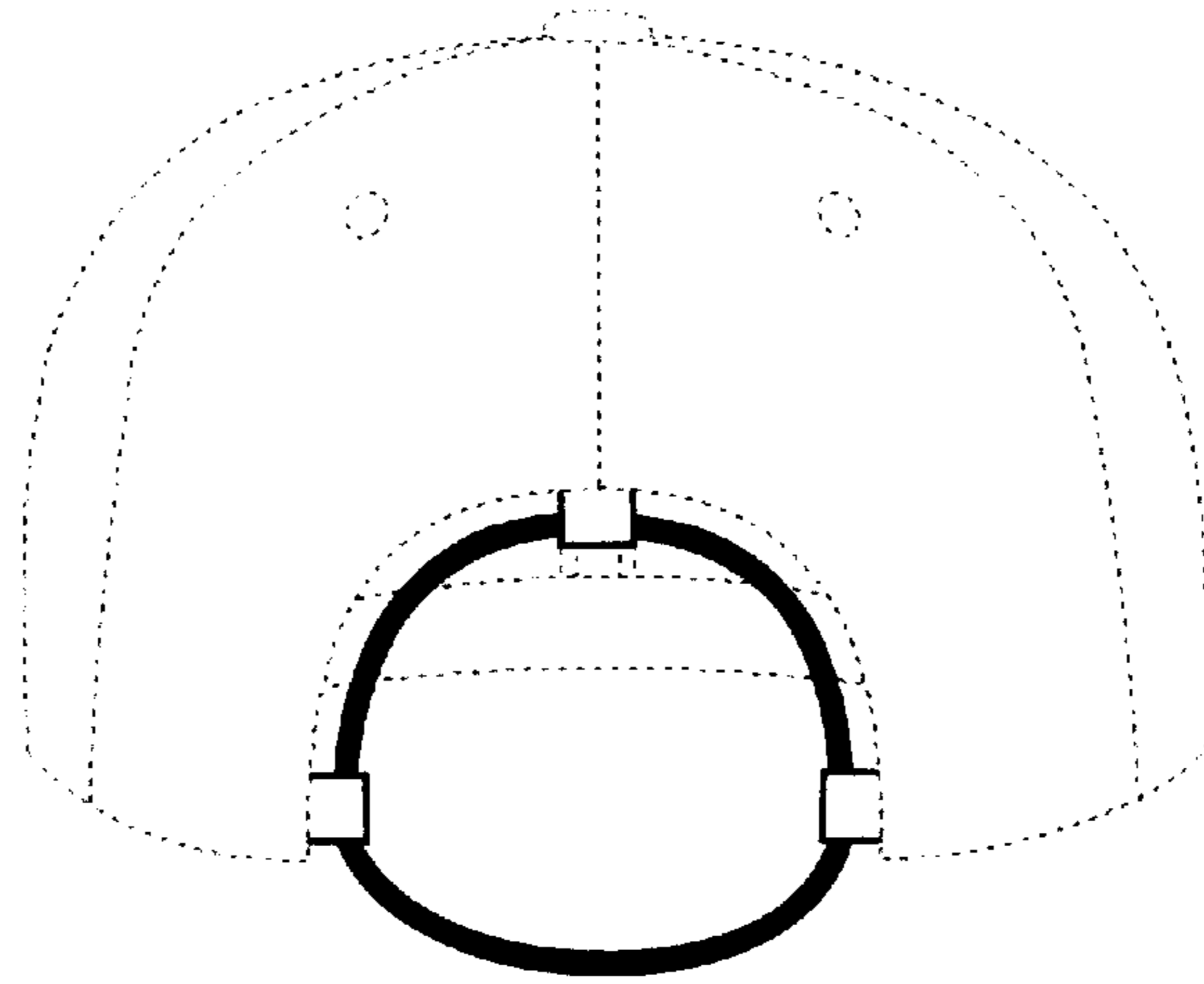


FIG. 3

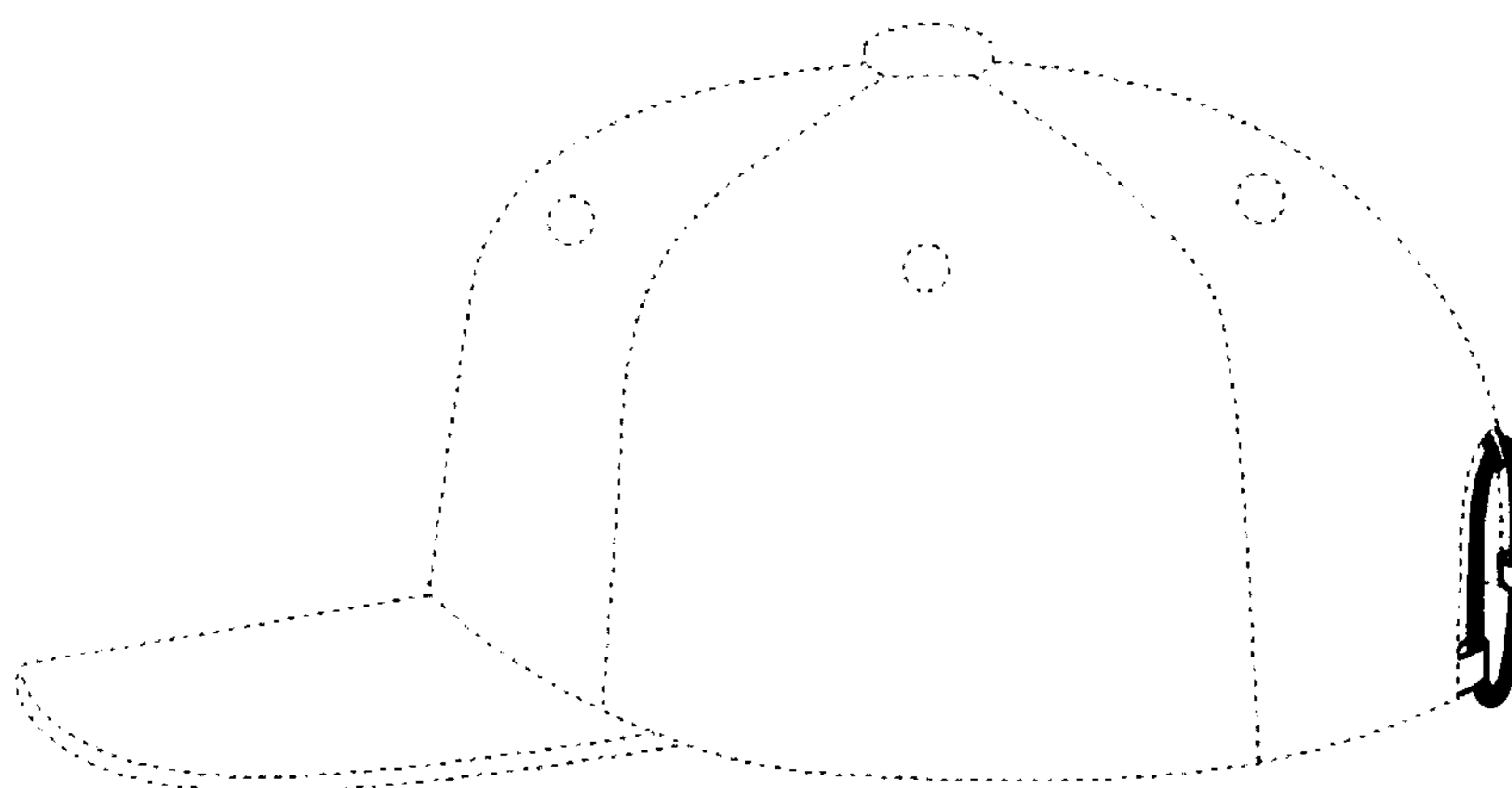


FIG. 4