



US00D504992S

(12) **United States Design Patent** (10) **Patent No.:** **US D504,992 S**  
**Taylor** (45) **Date of Patent:** **\*\* May 17, 2005**

(54) **BELT EXTERIOR SIDE PANEL ORNAMENTATION**

D484,296 S \* 12/2003 Newman ..... D2/627  
 6,728,055 B1 \* 4/2004 Gill et al. .... 602/19  
 D496,143 S \* 9/2004 Noell et al. .... D2/627

(75) Inventor: **David S. Taylor**, Accrington (GB)

**FOREIGN PATENT DOCUMENTS**

(73) Assignee: **3M Innovative Properties Company**,  
St. Paul, MN (US)

WO WO 98/28065 9/1998

(\*\*) Term: **14 Years**

**OTHER PUBLICATIONS**

(21) Appl. No.: **29/196,497**

Hornell AdFlo7 powered respirator and belt, www.hornell.com/Regional/0/products/adflo printed Sep. 16, 2003).  
3M Jupiter Comfort Belt, Part No. 022-25-03P4 (first sold in 2001).

(22) Filed: **Dec. 30, 2003**

\* cited by examiner

(51) **LOC (7) Cl.** ..... **02-07**

(52) **U.S. Cl.** ..... **D2/639**

(58) **Field of Search** ..... D2/610, 623, 624,  
D2/639, 627-629; D29/100, 101.1, 101.3,  
101.5, 122; 2/44, 311, 321, 338; D24/190;  
128/96.1, 100.1, 876, 845; 602/13, 15,  
19

*Primary Examiner*—Paula A. Greene

(74) *Attorney, Agent, or Firm*—Kara G. Manson

(57) **CLAIM**

The ornamental design for a belt exterior side panel ornamentation, as shown and described.

(56) **References Cited**

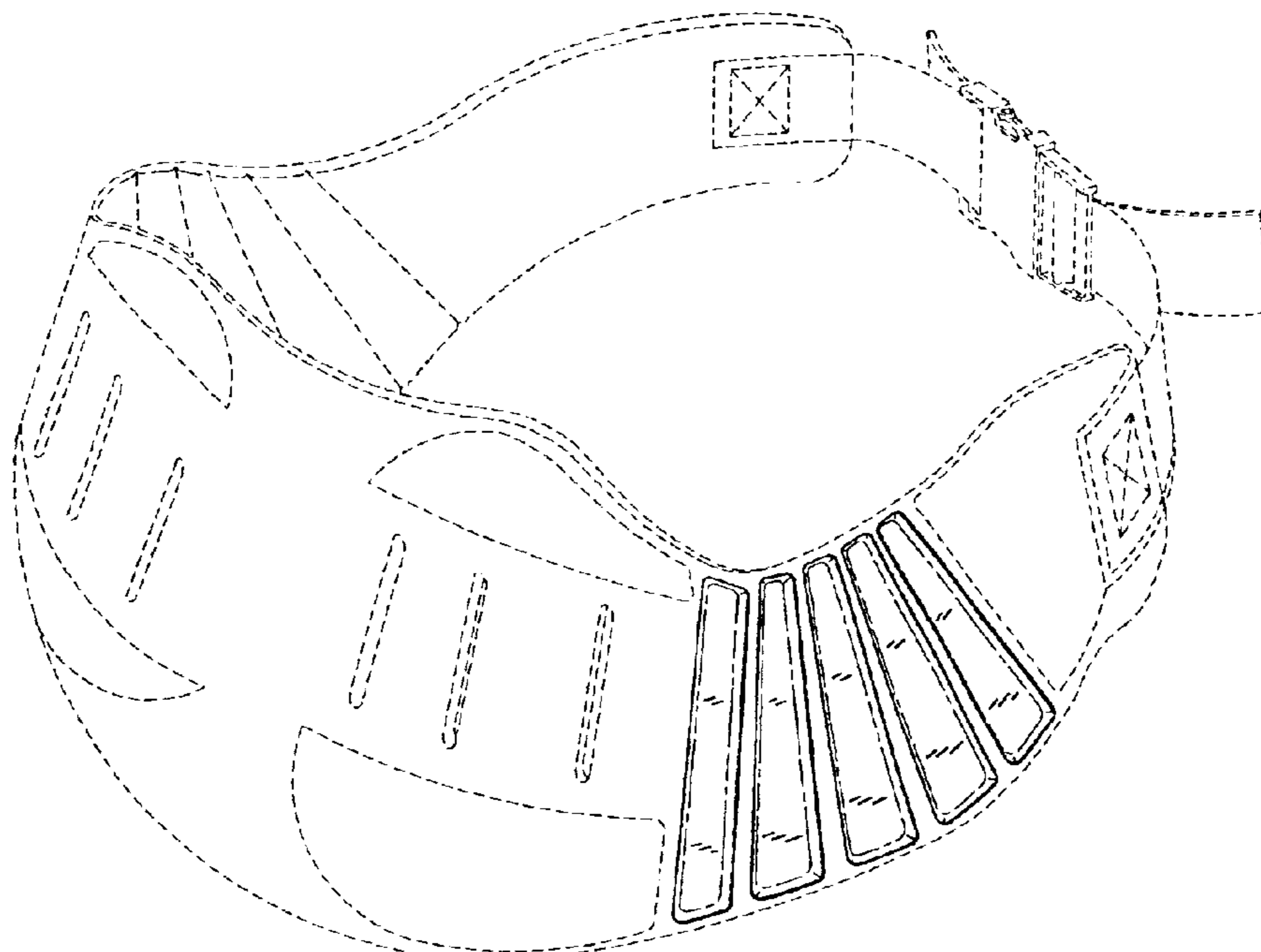
**DESCRIPTION**

**U.S. PATENT DOCUMENTS**

4,703,750 A \* 11/1987 Sebastian et al. .... 602/13  
 D353,890 S \* 12/1994 McKeel ..... D24/190  
 5,450,858 A \* 9/1995 Zablotsky et al. .... 128/876  
 5,570,824 A 11/1996 Lyon et al.  
 5,727,720 A 3/1998 Thatcher  
 5,871,132 A 2/1999 Hargreaves  
 6,038,747 A 3/2000 Hamilton et al.  
 6,193,122 B1 2/2001 Buckley  
 6,401,715 B1 6/2002 Luthe

FIG. 1 is a perspective view thereof;  
 FIG. 2 is a rear elevational view thereof;  
 FIG. 3 is a top view thereof, the undisclosed end views are not part of the claimed design; and,  
 FIG. 4 is a side view thereof (the view from the other side is a mirror image).  
 The dashed broken lines in FIGS. 1-4 do not form a part of the claimed design.

**1 Claim, 3 Drawing Sheets**



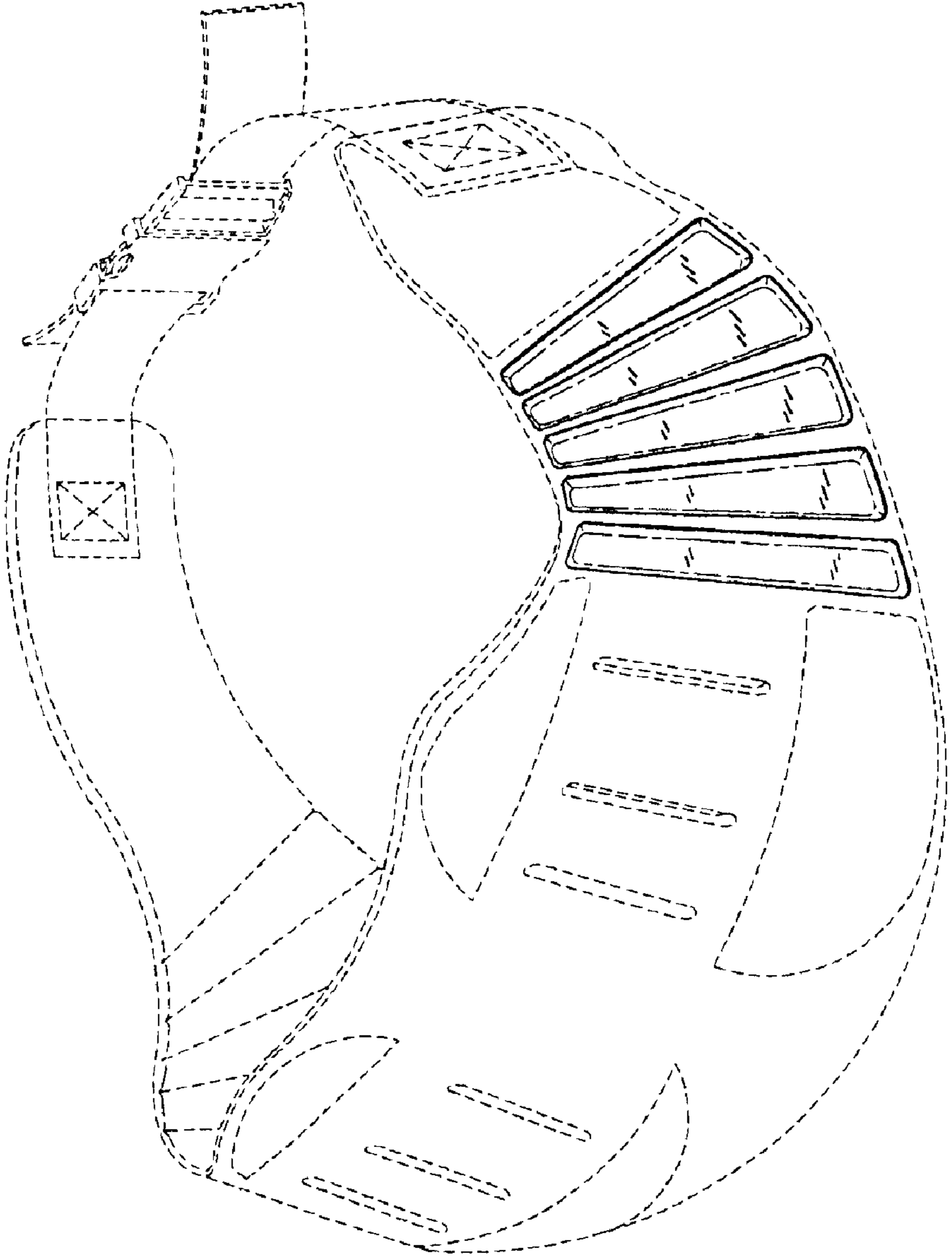


FIG. 1

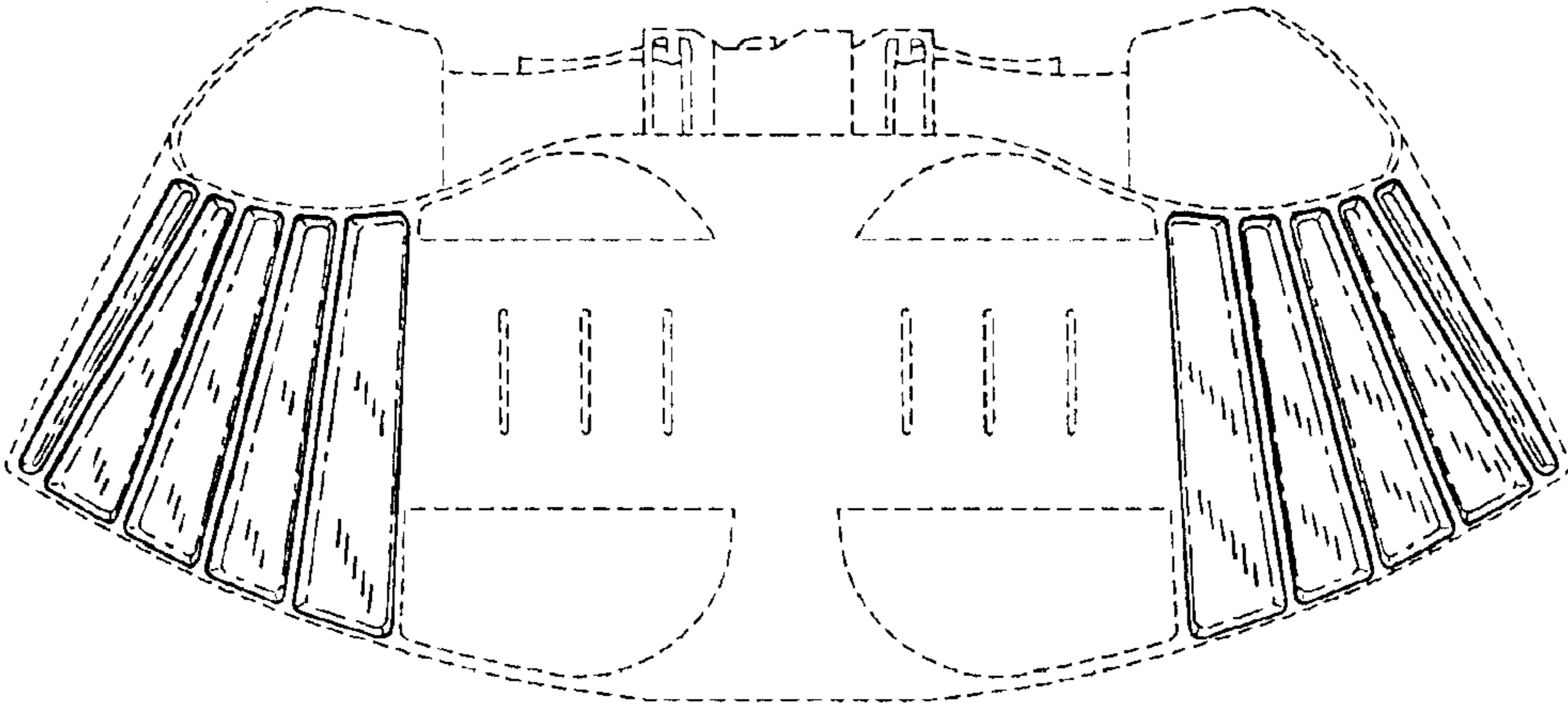


FIG. 2

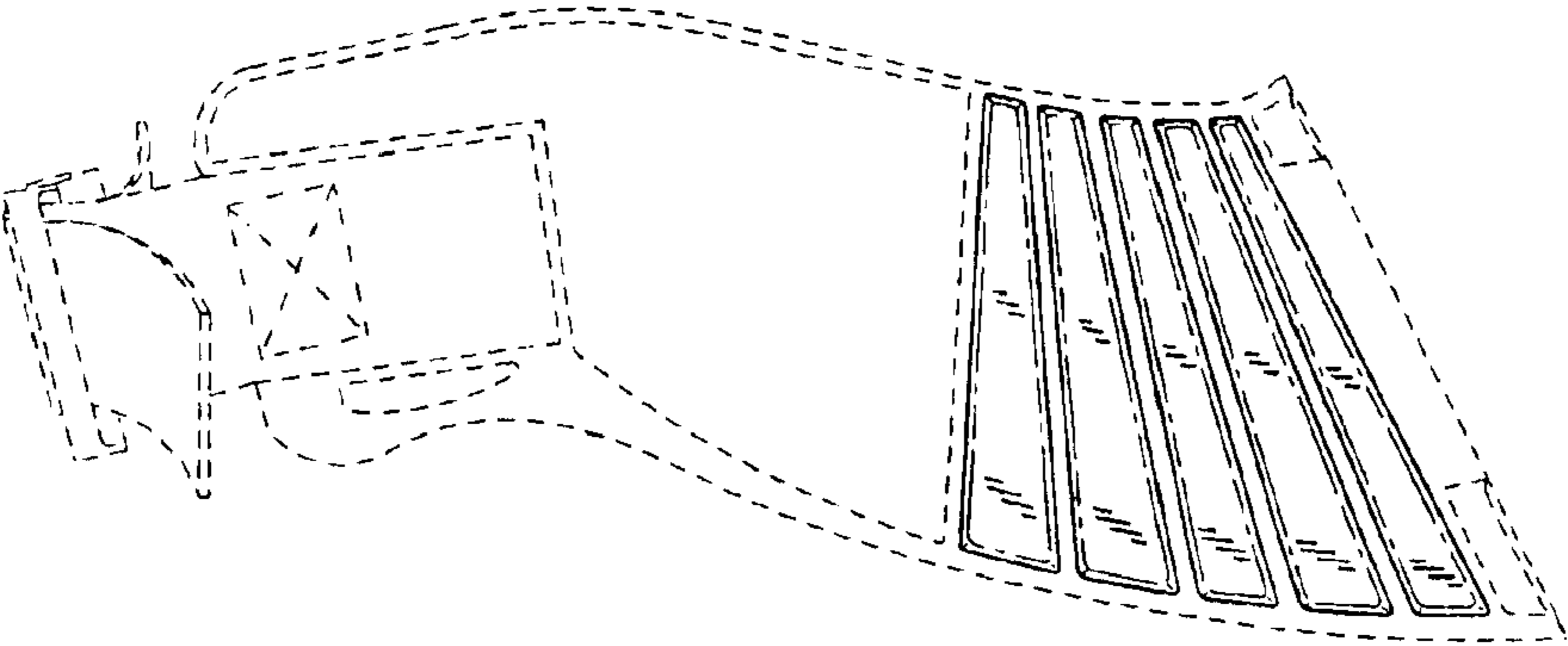
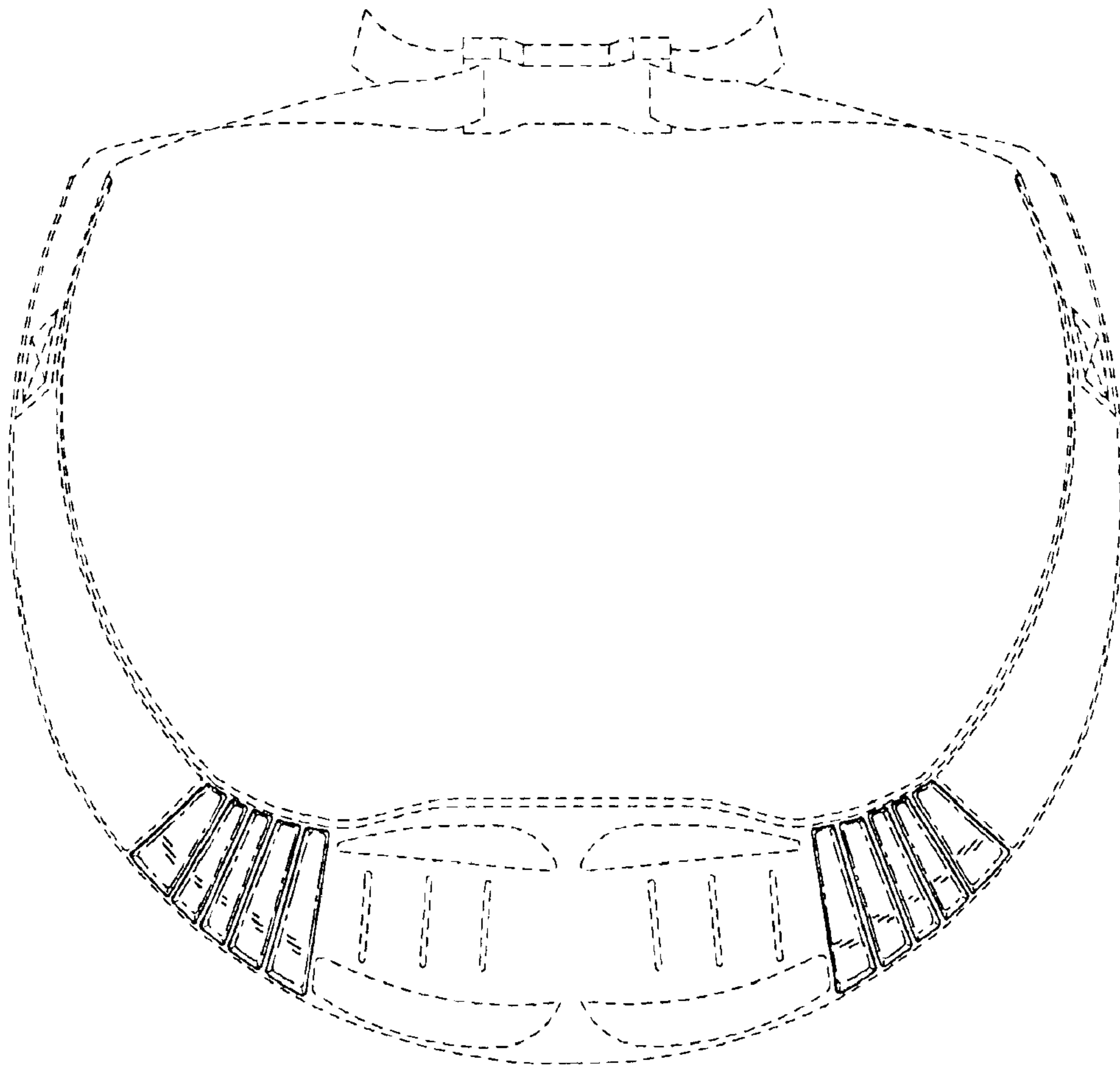


FIG. 4



*FIG. 3*

UNITED STATES PATENT AND TRADEMARK OFFICE  
**CERTIFICATE OF CORRECTION**

PATENT NO. : Des. 504,992 S  
DATED : May 17, 2005  
INVENTOR(S) : Taylor, David S.

Page 1 of 1

It is certified that error appears in the above-identified patent and that said Letters Patent is hereby corrected as shown below:

Title page.

Item [56], **References Cited**, U.S. PATENT DOCUMENTS, delete

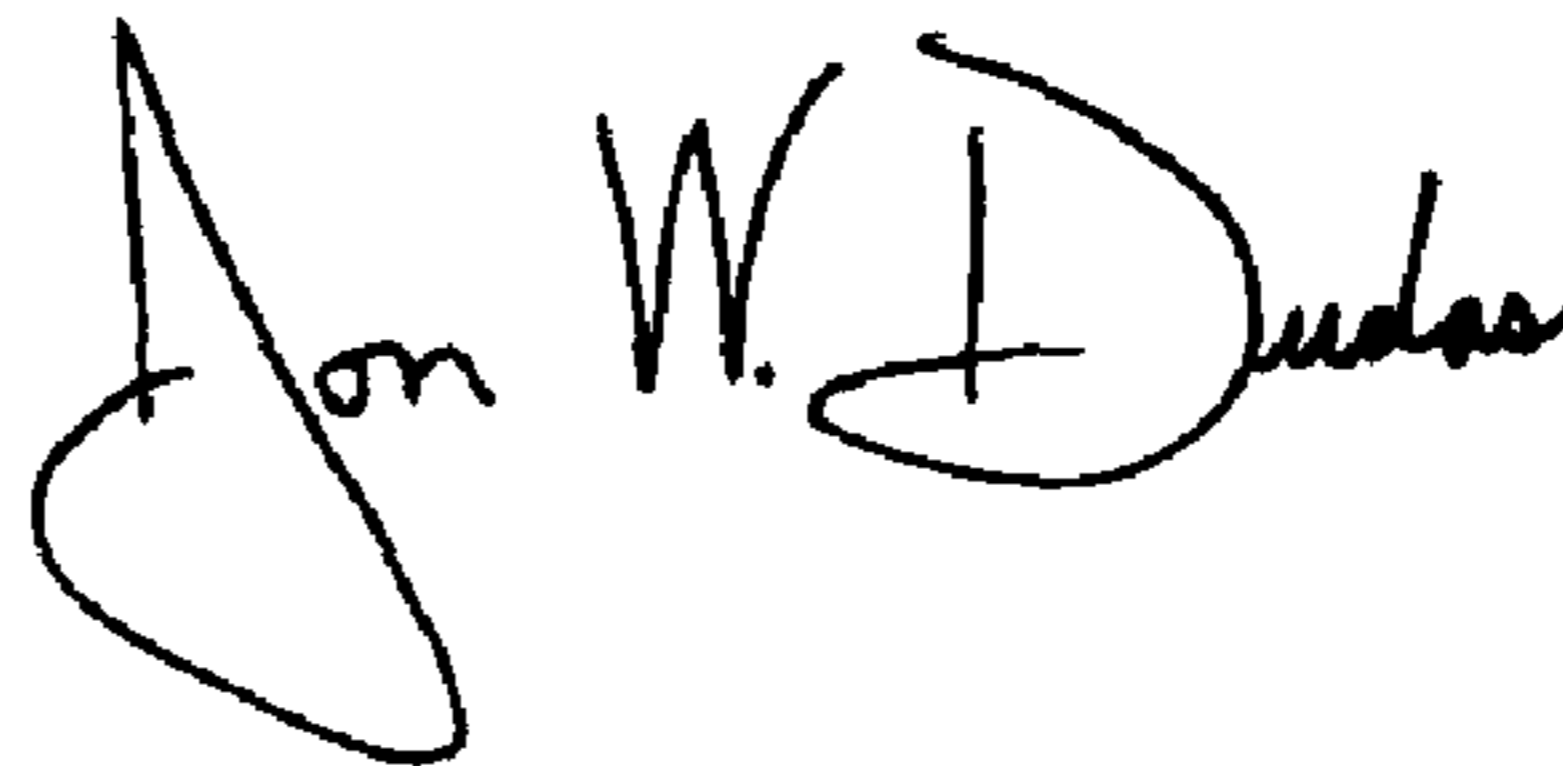
“6,728,055 B1\* 4/2004 Gill et al. ....602/19” and replace with  
-- 5,728,055 3-1998 Sebastian --

Insert -- US2002/0134809A1 09-2002 Angus et al. --.

Item [74], *Attorney, Agent, or Firm*, delete “Kara G. Manson” and replace with  
-- Karl G. Hanson --.

Signed and Sealed this

Nineteenth Day of July, 2005

A handwritten signature in black ink that reads "Jon W. Dudas". The signature is written in a cursive style with a large, looped initial "J".

JON W. DUDAS

*Director of the United States Patent and Trademark Office*