



US00D504986S

(12) **United States Design Patent**
Ng

(10) **Patent No.:** **US D504,986 S**
(45) **Date of Patent:** **** May 10, 2005**

(54) **COMBINATION DRY AND WET VACUUM CLEANER**

(75) Inventor: **Wing Hok Ng**, Shenzhen (CN)

(73) Assignee: **Yueqin Wu**, Guandong (CN)

(**) Term: **14 Years**

(21) Appl. No.: **29/193,223**

(22) Filed: **Nov. 6, 2003**

(51) **LOC (7) Cl.** **15-05**

(52) **U.S. Cl.** **D32/21**

(58) **Field of Search** D32/21, 23-24,
D32/31-33; 15/320-322, 327.1-327.2,
327.4, 327.6, 327.7, 347, 353, 412, 414;
55/DIG. 3, 345

(56) **References Cited**

U.S. PATENT DOCUMENTS

- D213,641 S * 3/1969 Mariol D32/23
- D224,624 S * 8/1972 Waltz et al. D32/23
- D264,087 S * 4/1982 Bennett D32/23
- 4,342,131 A * 8/1982 Reid 15/327.6
- 4,704,764 A * 11/1987 Metelko, Jr. 15/301

- D299,569 S * 1/1989 Davis et al. D32/8
- 5,334,000 A * 8/1994 Nordlin 417/360
- D362,522 S * 9/1995 Kohler D32/23
- D365,178 S * 12/1995 Rakocy et al. D32/23
- D455,531 S * 4/2002 Cartellone D32/23

* cited by examiner

Primary Examiner—Ruth McInroy

(74) *Attorney, Agent, or Firm*—Raymond Y. Chan; David and Raymond

(57) **CLAIM**

The ornamental design for a combination dry and wet vacuum cleaner, as shown.

DESCRIPTION

FIG. 1 is a perspective view of a combination dry and wet vacuum cleaner showing my new design;
FIG. 2 is a front view thereof;
FIG. 3 is a rear view thereof;
FIG. 4 is a left side view thereof;
FIG. 5 is a right side view thereof;
FIG. 6 is a top plan view thereof; and,
FIG. 7 is a bottom plan view thereof.

1 Claim, 4 Drawing Sheets







FIG. 1




FIG.2




FIG.3



FIG. 4




FIG. 5




FIG. 6




FIG. 7