



US00D504972S

(12) **United States Design Patent**
Pan

(10) **Patent No.:** **US D504,972 S**

(45) **Date of Patent:** **** May 10, 2005**

(54) **CEILING FAN LIGHT FIXTURE**
(75) **Inventor:** **Peter Pan**, No. 45, Ming-Cheng Street
Sec. 2, Shetzu City, Taipei County
(TW)

D333,531 S * 2/1993 Rottner D26/87
D413,178 S * 8/1999 Perenzin D26/92
D446,851 S * 8/2001 Lee D23/411
D465,063 S * 10/2002 De'Armond D26/155
D490,888 S * 6/2004 Tai D23/377

(73) **Assignee:** **Peter Pan (TW)**

* cited by examiner

(**) **Term:** **14 Years**

Primary Examiner—Clare E Heflin

(21) **Appl. No.:** **29/190,823**

(74) *Attorney, Agent, or Firm*—Parsons & Goltry; Michael
W. Goltry; Robert A. Parsons

(22) **Filed:** **Sep. 26, 2003**

(57) **CLAIM**

(51) **LOC (7) Cl.** **26-05**

The ornamental design for a ceiling fan light fixture, as
shown and described.

(52) **U.S. Cl.** **D26/59; D26/87; D26/118;**
D26/128

DESCRIPTION

(58) **Field of Search** D26/67, 68, 71,
D26/72, 80–82, 85–87, 92, 118, 121, 128–134,
137, 138, 145–147, 155, 156, 84, 51, 59;
D23/377; 362/147, 153, 153.1, 370, 404–408,
431, 432

FIG. 1 is a bottom perspective view of a ceiling fan light
fixture showing my new design;
FIG. 2 is a left side elevational view thereof, the opposing
right side elevational view being substantially the same
thereof;

(56) **References Cited**

FIG. 3 is a bottom plan view thereof; and,

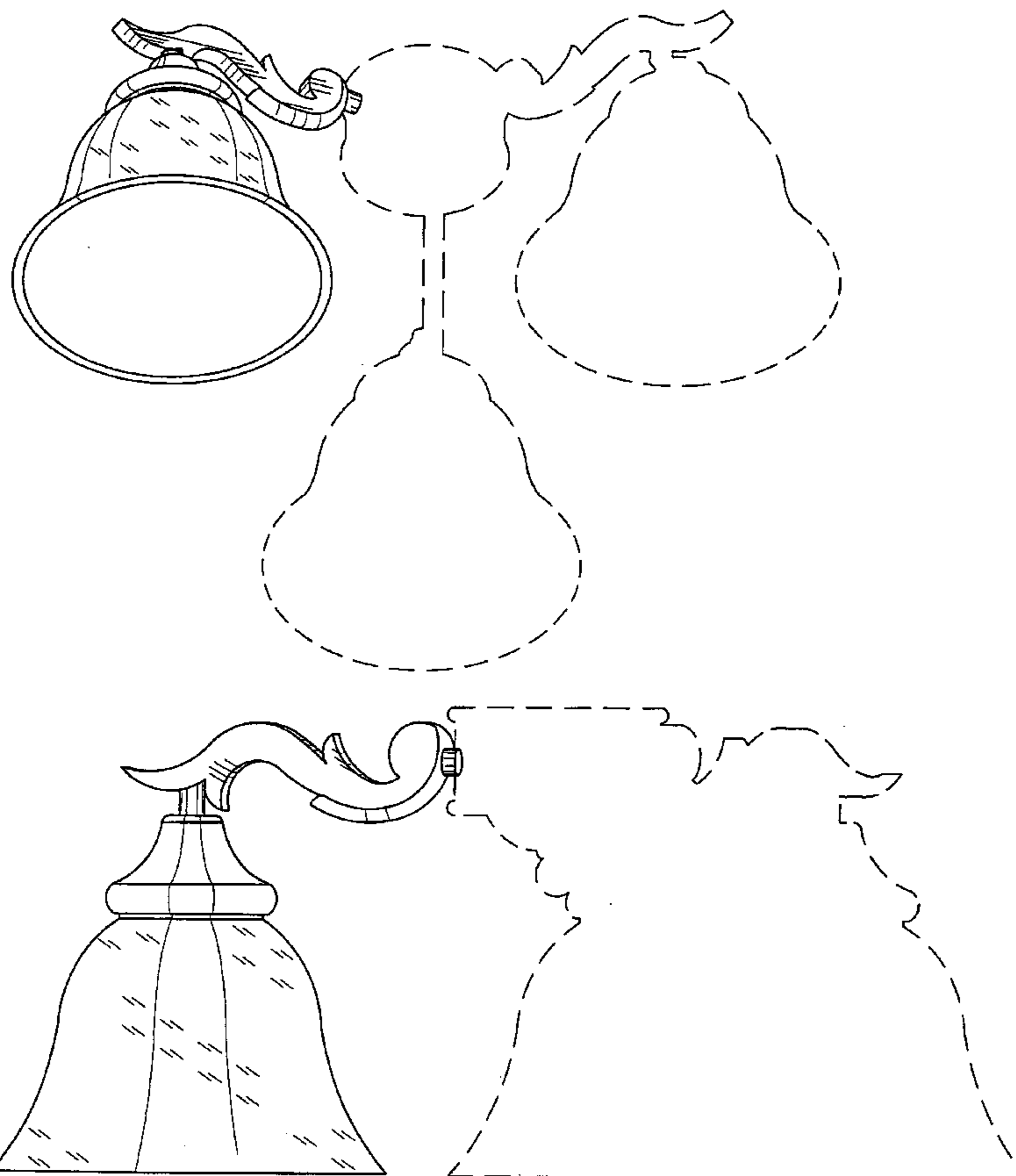
FIG. 4 is a top plan view thereof.

U.S. PATENT DOCUMENTS

The broken lines in the views show environmental features,
which are for illustrative purposes only and form no part of
the claimed design.

D50,160 S * 1/1917 Barrows et al. D26/84
D68,056 S * 8/1925 Abrams D26/143
D72,714 S * 5/1927 Lipschutz D26/87
2,278,433 A * 4/1942 Elting 362/405

1 Claim, 4 Drawing Sheets



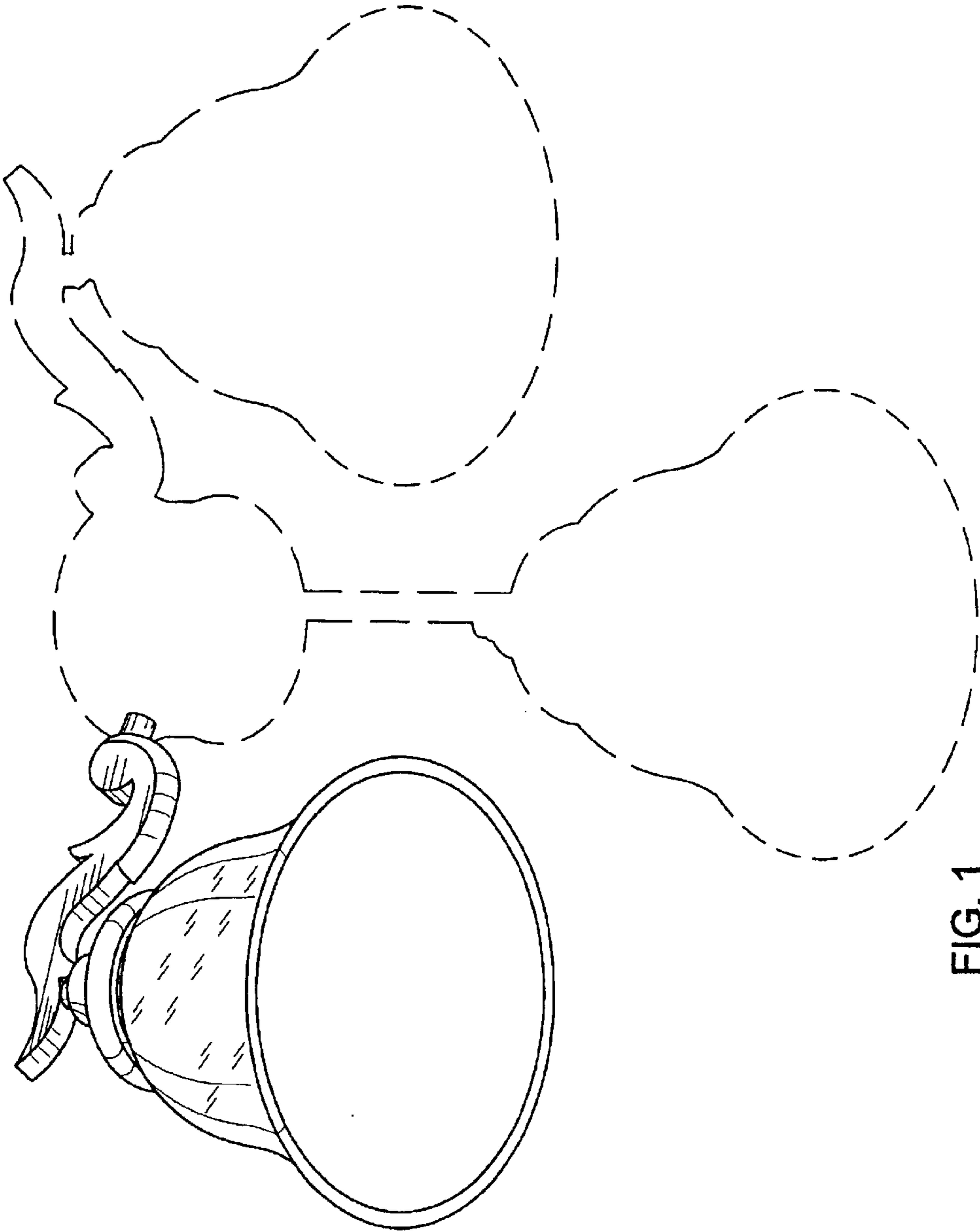


FIG. 1

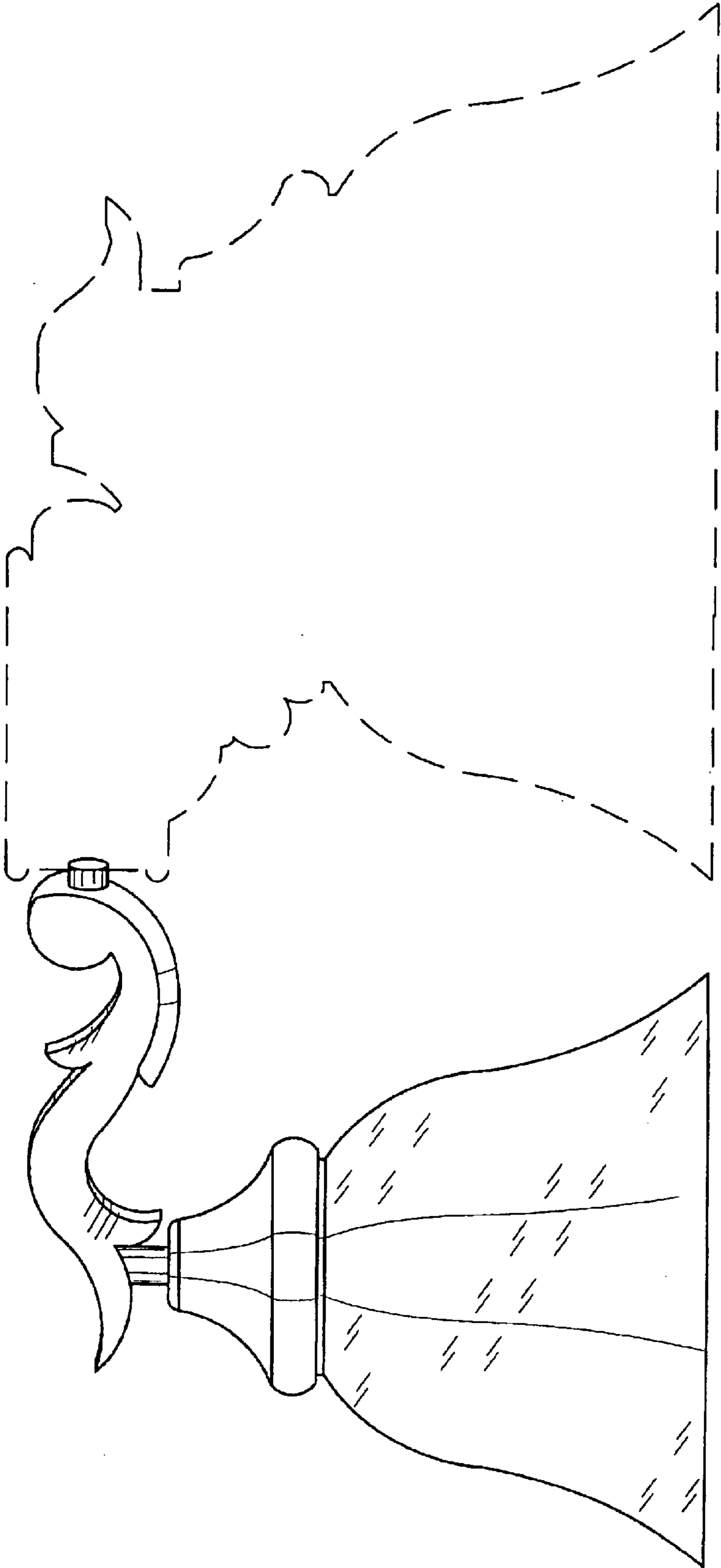


FIG. 2

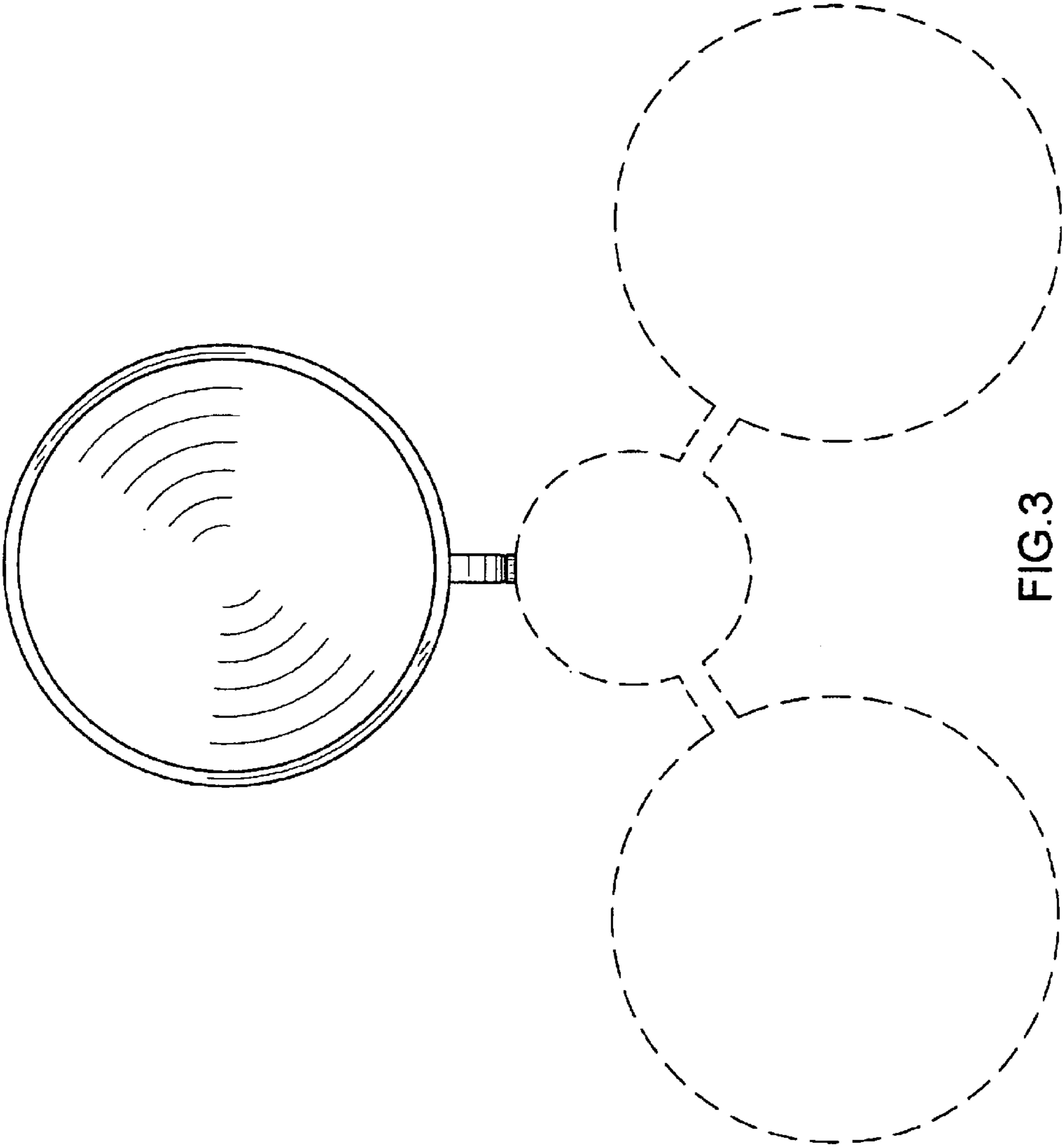


FIG.3

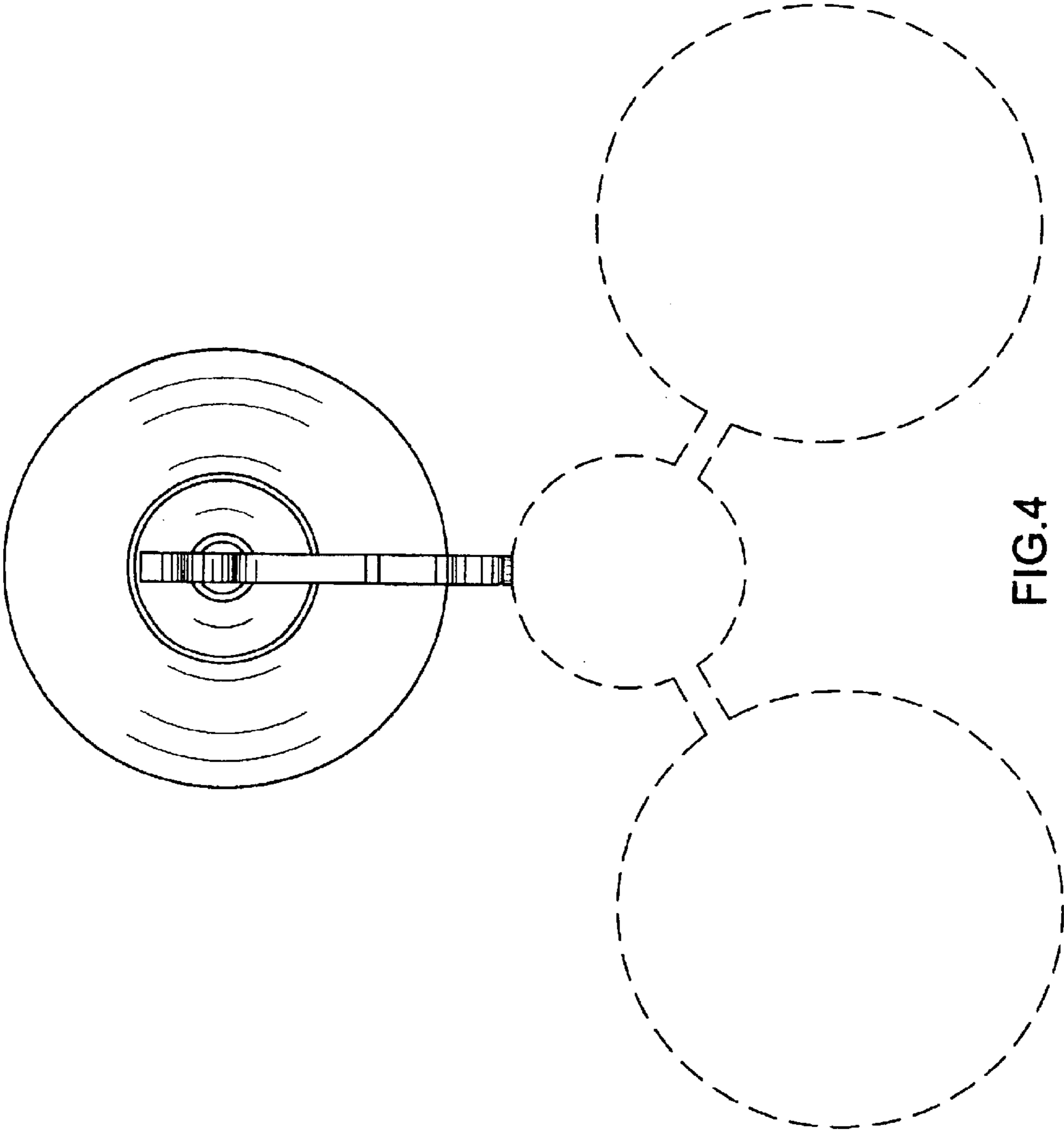


FIG.4