

US00D504962S

(12) **United States Design Patent** (10) **Patent No.:** **US D504,962 S**
Sieling et al. (45) **Date of Patent:** **** May 10, 2005**

(54) **ROOFING SHINGLE**

(75) Inventors: **Frederick W. Sieling**, Bound Brook, NJ (US); **Tommy Rodrigues**, Union, NJ (US); **Av Kerkar**, Rockaway, NJ (US); **Atilla Sebuktekin**, Wayne, NJ (US)

(73) Assignee: **Building Materials Investment Corporation**, Wilmington, DE (US)

(**) Term: **14 Years**

(21) Appl. No.: **29/190,986**

(22) Filed: **Sep. 30, 2003**

(51) **LOC (7) Cl.** **25-01**

(52) **U.S. Cl.** **D25/143**

(58) **Field of Search** D25/139, 143, D25/144; 52/314, 519, 523-527, 555, 557

(56) **References Cited**

U.S. PATENT DOCUMENTS

D375,563 S * 11/1996 Hannah et al. D25/139
6,487,828 B1 * 12/2002 Phillips 52/554

* cited by examiner

Primary Examiner—Doris Clark

(74) *Attorney, Agent, or Firm*—William J. Davis; Philip Braginsky

(57) **CLAIM**

We claim the ornamental design for a roofing shingle, as shown and described.

DESCRIPTION

FIG. 1 is a front elevational view of a first embodiment of a roofing shingle; the front elevational view of the second embodiment is identical thereto

FIG. 2 is back elevational view of the first embodiment of FIG. 1;

FIG. 3 is back elevational view of the second embodiment of FIG. 1;

FIG. 4 is a side elevational view of both sides of the first embodiment of FIG. 1;

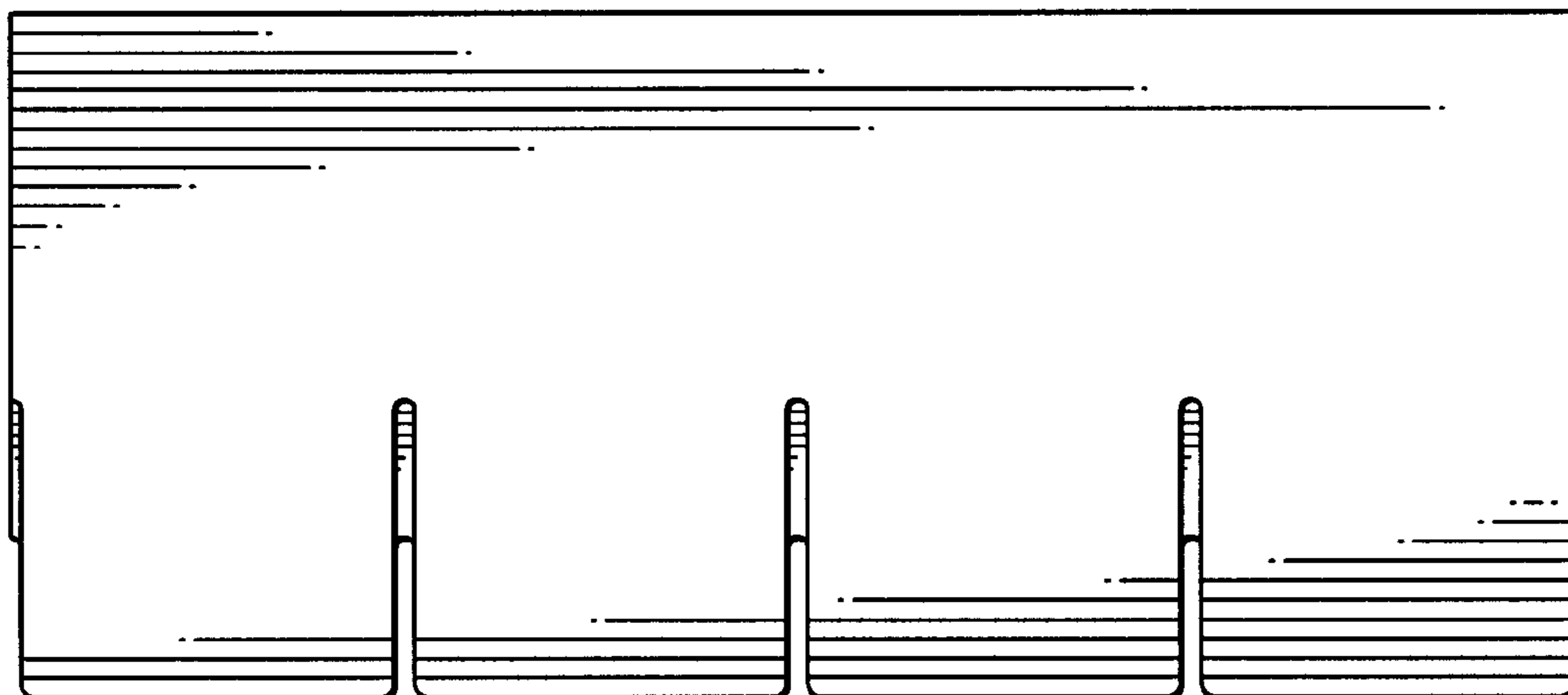
FIG. 5 is a side elevational view of both sides of the second embodiment of FIG. 1;

FIG. 6 is a top elevational view of the first embodiment of FIG. 1;

FIG. 7 is a top elevational view of the second embodiment of FIG. 1; and,

FIG. 8 is a bottom elevational view of the first embodiment of FIG. 1; the bottom elevational view of the second embodiment is identical thereto.

1 Claim, 2 Drawing Sheets



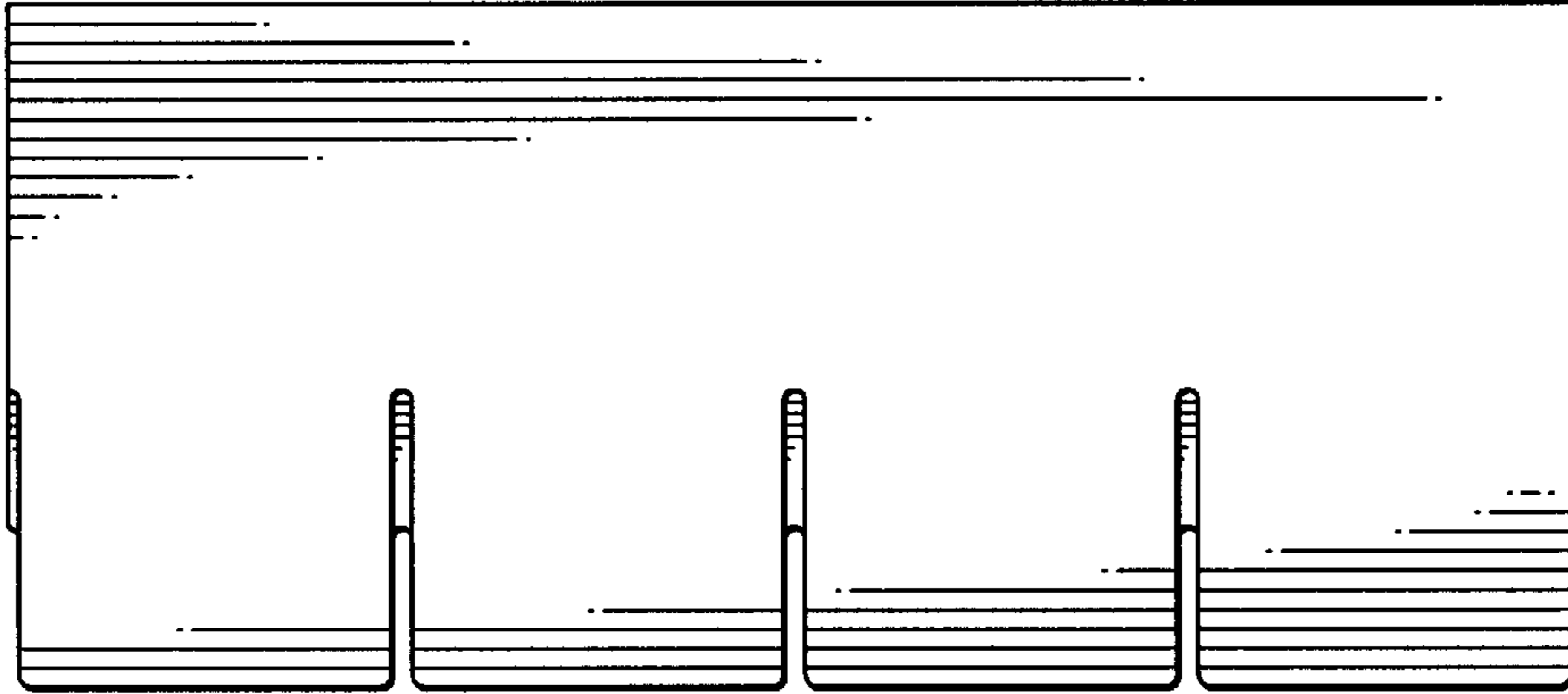


FIG. 1

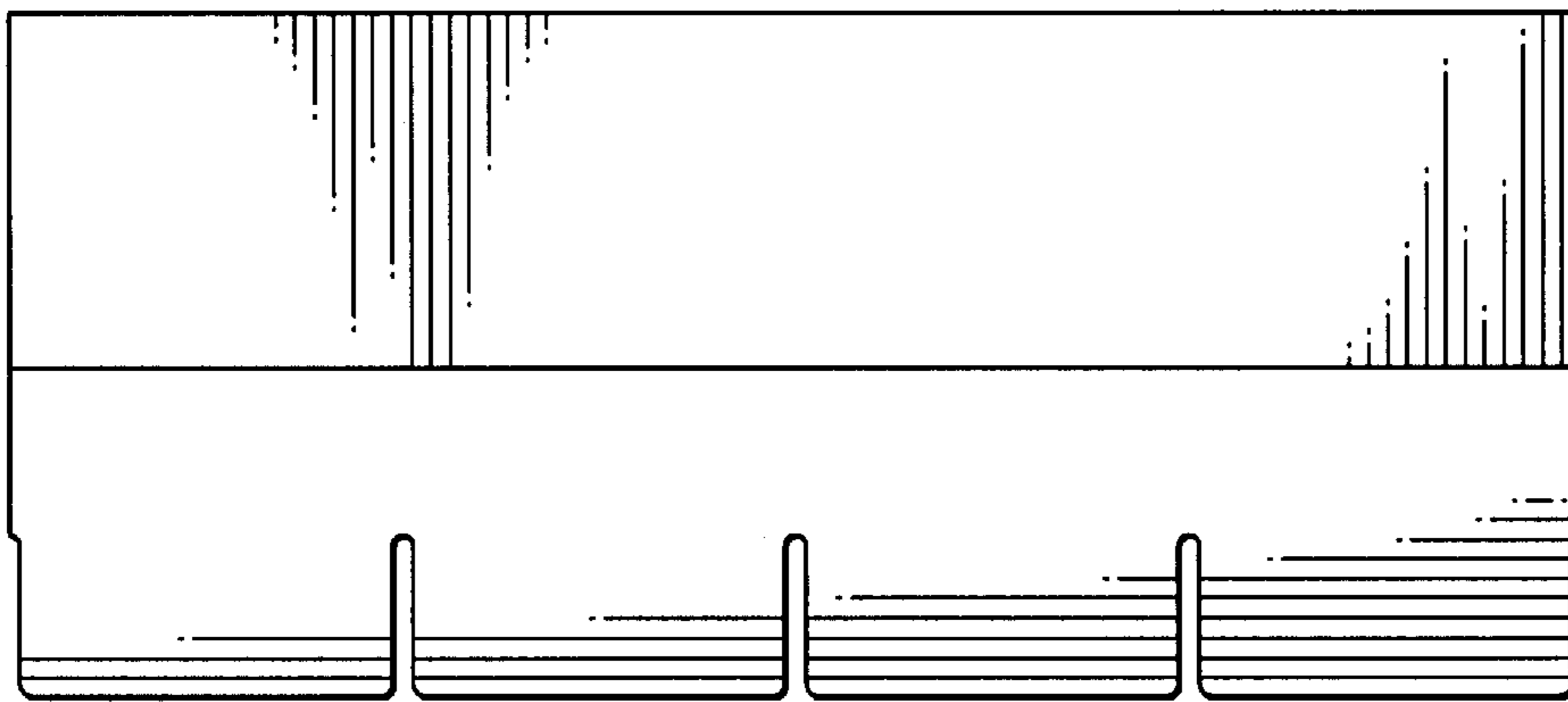


FIG. 2

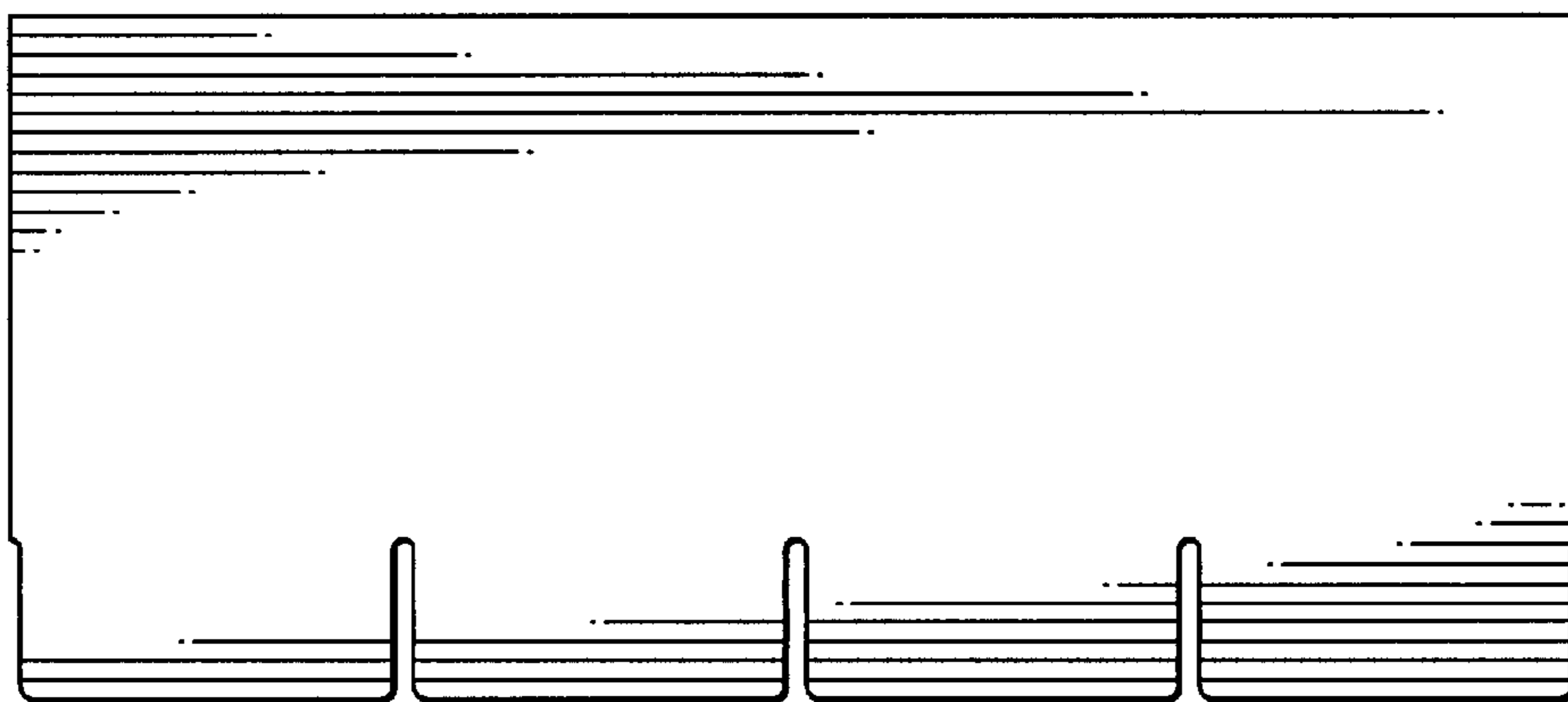


FIG. 3



FIG. 4



FIG. 5



FIG. 6



FIG. 7



FIG. 8