



US00D504957S

(12) **United States Design Patent**
Dice et al.

(10) **Patent No.:** **US D504,957 S**
(45) **Date of Patent:** **** May 10, 2005**

(54) **REVETMENT BLOCK**

(75) Inventors: **Derek W. Dice**, Delray Beach, FL
(US); **Kenneth L. McAllister**, Bowling
Green, KY (US); **Kenny W. McCoy**,
Morgantown, KY (US)

(73) Assignee: **Lee Masonry Products, LLC**, Bowling
Green, KY (US)

(**) Term: **14 Years**

(21) Appl. No.: **29/214,060**

(22) Filed: **Sep. 27, 2004**

(51) **LOC (7) Cl.** **25-01**

(52) **U.S. Cl.** **D25/118**

(58) **Field of Search** D25/112-118,
D25/164; D21/483-486, 499-500; 404/17,
19-20, 27-31, 34-42; 52/102, 596, 574,
612, 603-609

(56) **References Cited**

U.S. PATENT DOCUMENTS

1,320,647 A	11/1919	Pomerantz
2,876,628 A	3/1959	Dixon, Jr.
4,227,829 A	10/1980	Landry, Jr.
4,370,075 A	1/1983	Scales

4,564,311 A	1/1986	Scales
5,484,230 A	1/1996	Rudloff
5,556,228 A	9/1996	Smith
5,779,391 A	7/1998	Knight
6,071,041 A	6/2000	Knight
6,579,038 B1 *	6/2003	McAllister et al. 404/38
D482,801 S *	11/2003	Dice et al. D25/115

* cited by examiner

Primary Examiner—Robert A Delehanty

(74) *Attorney, Agent, or Firm*—Kerrick Strivens & Coyle;
Laura M. Hagan

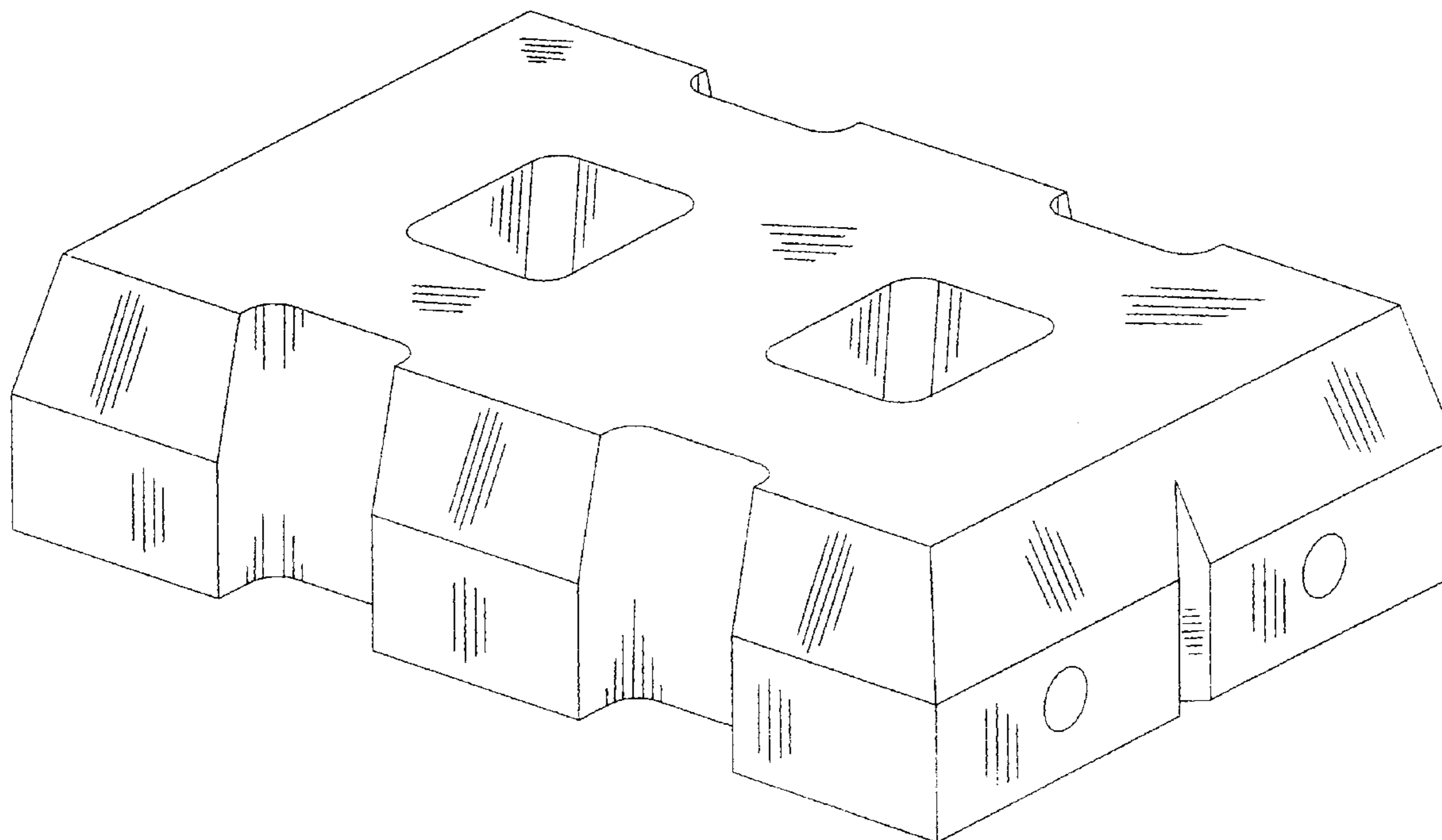
(57) **CLAIM**

The ornamental design for the “revetment block,” as shown
and described.

DESCRIPTION

FIG. 1 is a top perspective view of the “revetment block”
showing our new design;
FIG. 2 is a top plan view thereof;
FIG. 3 is a bottom plan view thereof;
FIG. 4 is a right-side elevation view thereof, the left-side
view being a mirror image of that shown; and,
FIG. 5 is a front elevation view thereof, the rear view being
a mirror image of that shown.

1 Claim, 5 Drawing Sheets



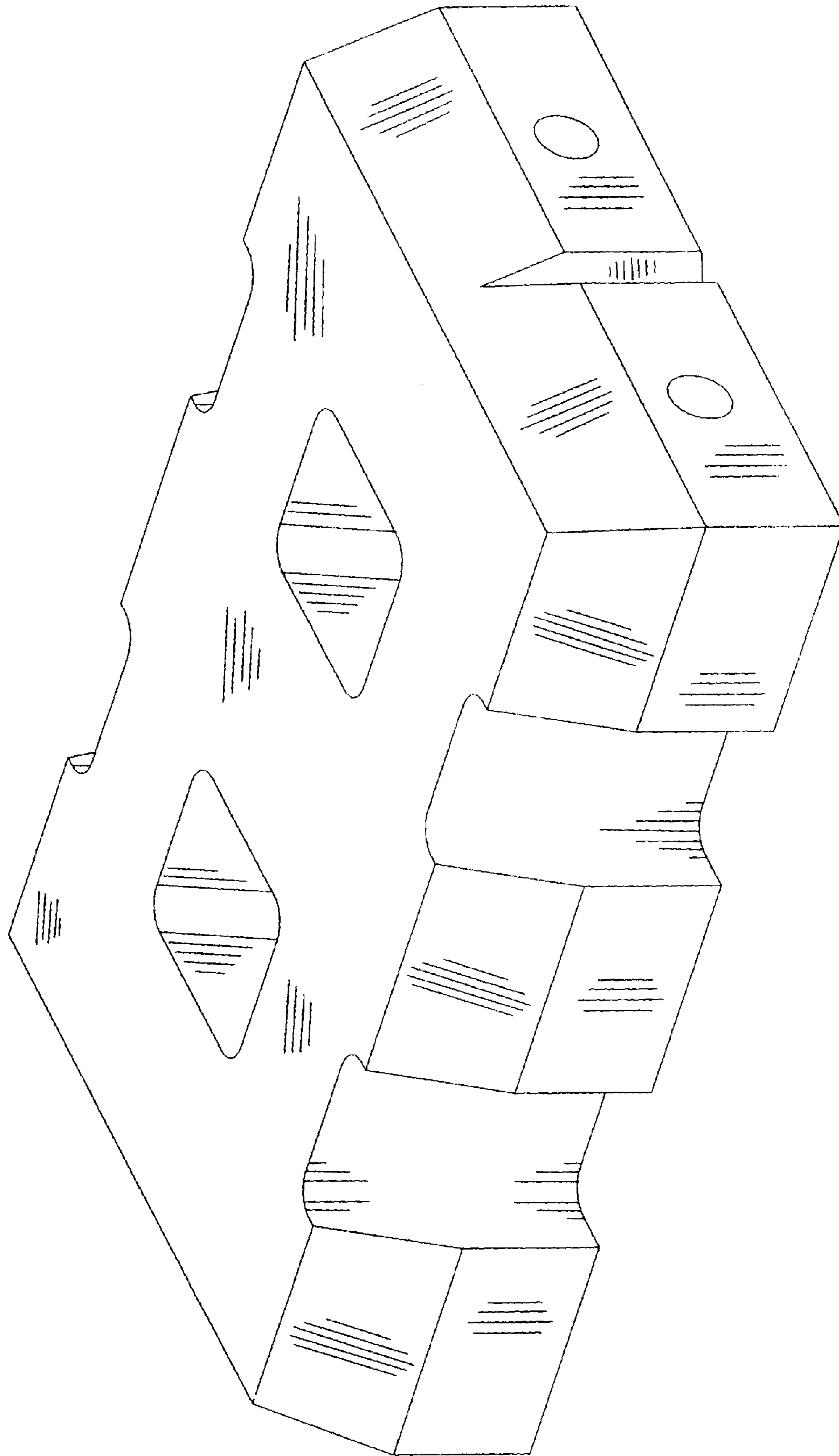


FIG. 1.

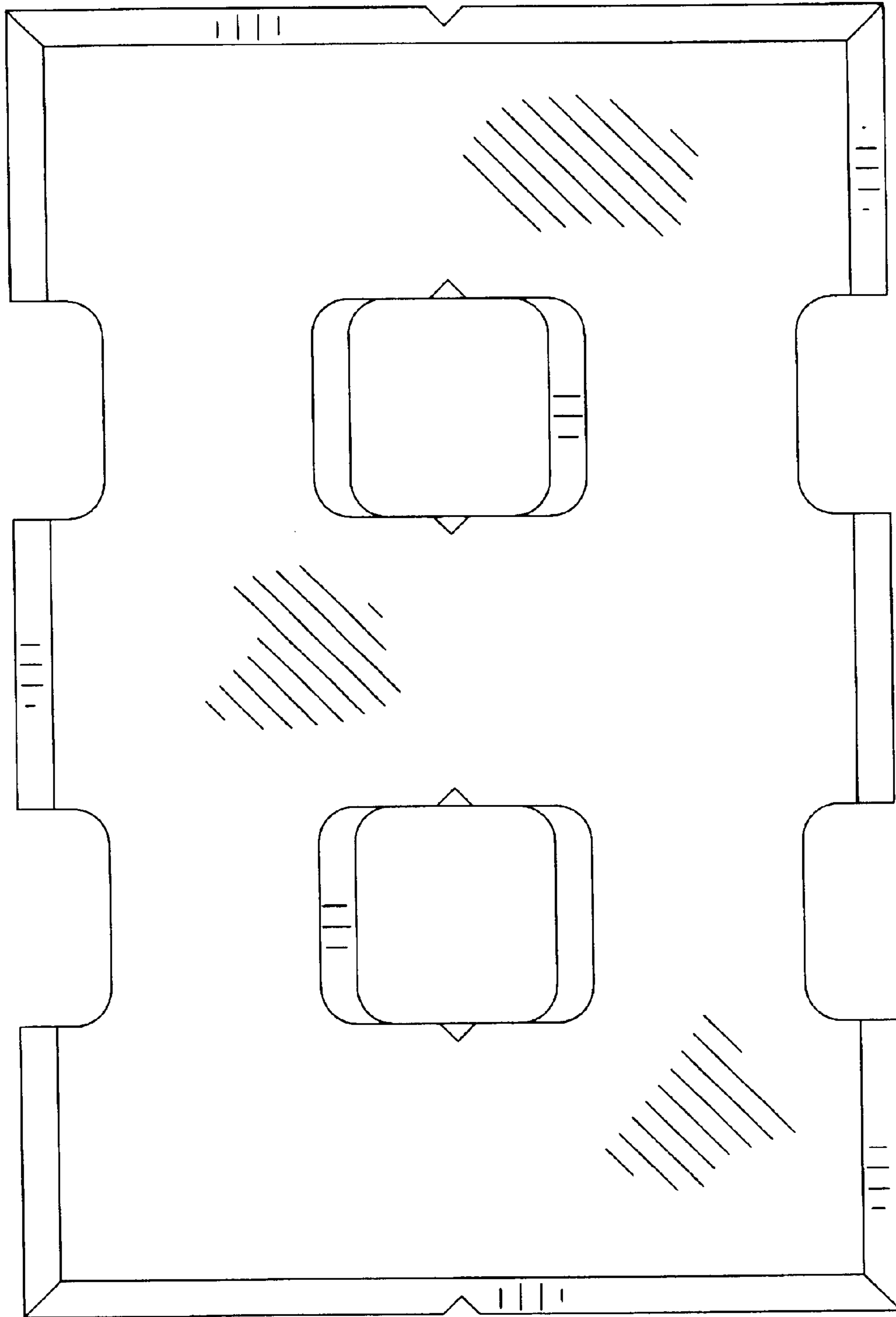


FIG. 2




FIG. 3

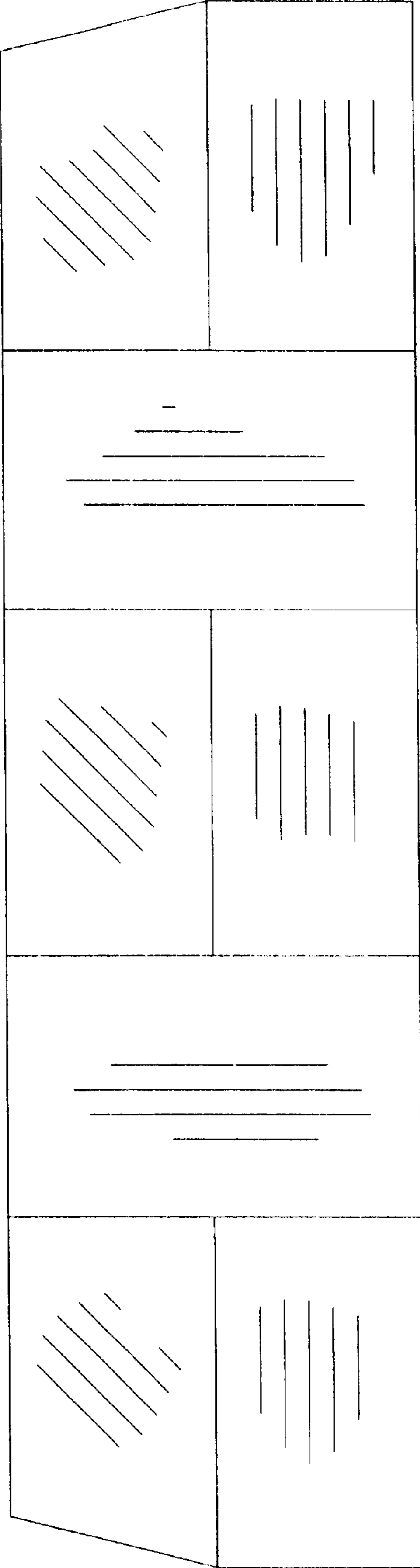


FIG. 4

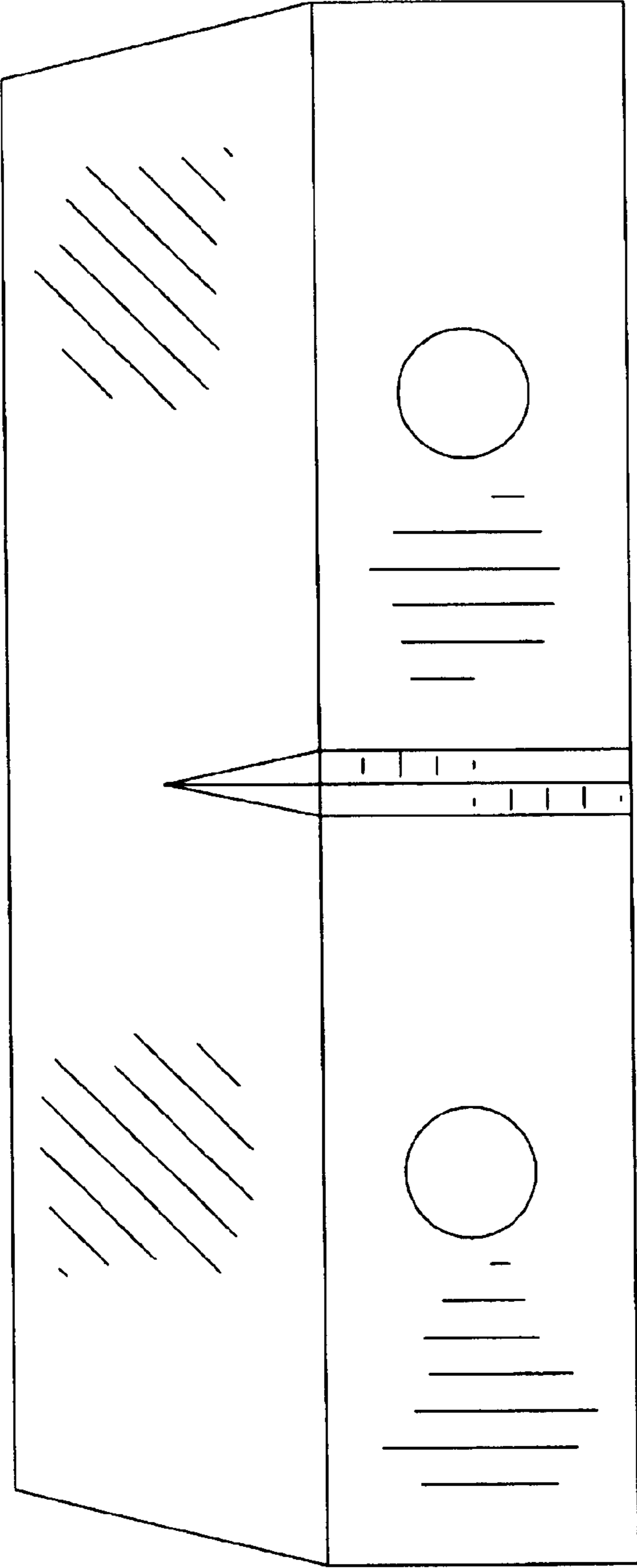


FIG. 5