

US00D504949S

(12) **United States Design Patent**
Kuhn et al.

(10) **Patent No.: US D504,949 S**
(45) **Date of Patent: ** May 10, 2005**

(54) **DENTAL HANDPIECE**

D356,866 S * 3/1995 Meller D24/152
D372,979 S * 8/1996 Coss D24/176

(75) Inventors: **Bernhard Kuhn**, Biberach (DE);
Bernd Gugel, Ulm-Eisingen (DE)

* cited by examiner

(73) Assignee: **Kaltenbach & Voigt GmbH & Co. KG**, Biberach/Riss (DE)

Primary Examiner—Antoine D. Davis
(74) *Attorney, Agent, or Firm*—Fitzpatrick, Cella, Harper & Scinto

(**) Term: **14 Years**

(21) Appl. No.: **29/208,664**

(57) **CLAIM**

(22) Filed: **Jul. 2, 2004**

The ornamental design for a dental handpiece, as shown and described.

Related U.S. Application Data

DESCRIPTION

(62) Division of application No. 29/189,928, filed on Sep. 12, 2003, now Pat. No. Des. 499,486.

FIG. 1 is a right side view of a dental handpiece showing our new design;

(30) **Foreign Application Priority Data**

Mar. 14, 2003 (DE) 403 02 327

FIG. 2 is a top plan view thereof;

(51) **LOC (7) Cl.** **24-03**

FIG. 3 is a left side view thereof, which is opposite to the right side view shown in FIG. 1;

(52) **U.S. Cl.** **D24/152**

FIG. 4 is a bottom plan view thereof;

(58) **Field of Search** D24/152, 176;
433/82, 88, 126

FIG. 5 is a front view thereof; and,

FIG. 6 is a rear view thereof, which is opposite to the front view shown in FIG. 5.

(56) **References Cited**

U.S. PATENT DOCUMENTS

5,336,089 A * 8/1994 Sakurai 433/126

1 Claim, 2 Drawing Sheets




Fig. 1

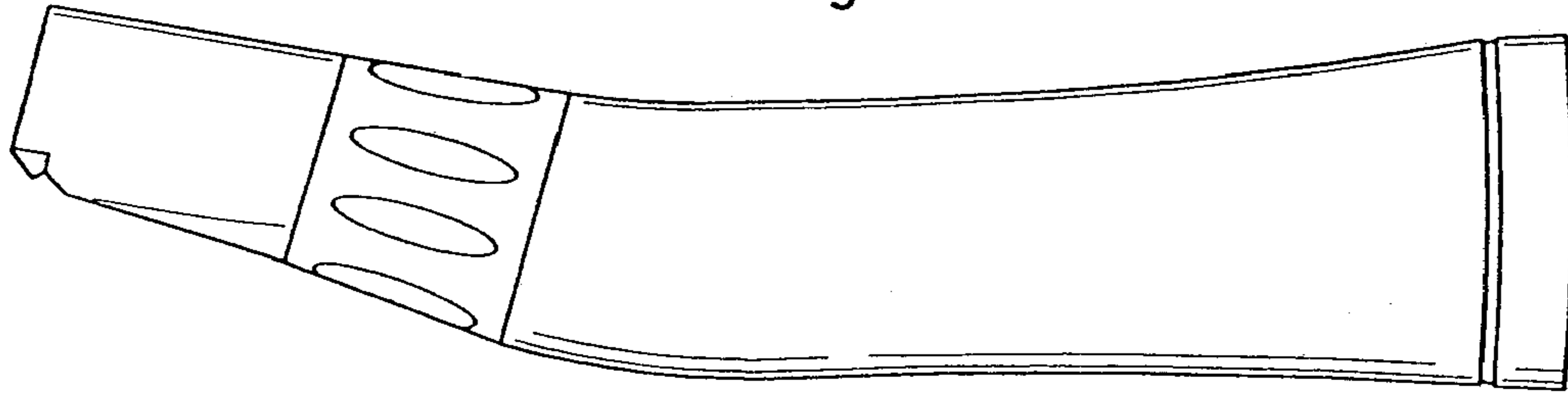


Fig. 2

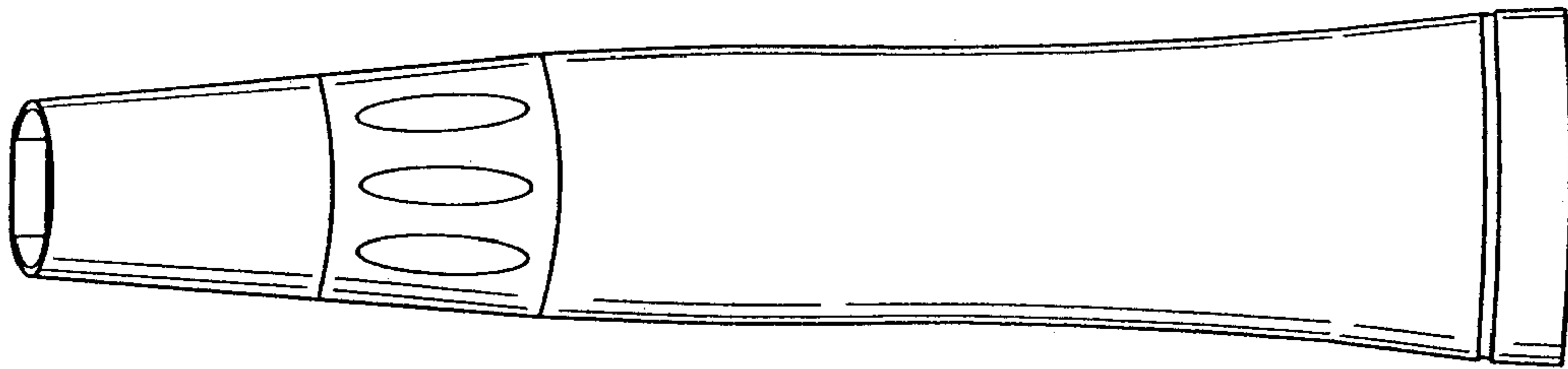


Fig. 3




Fig. 4

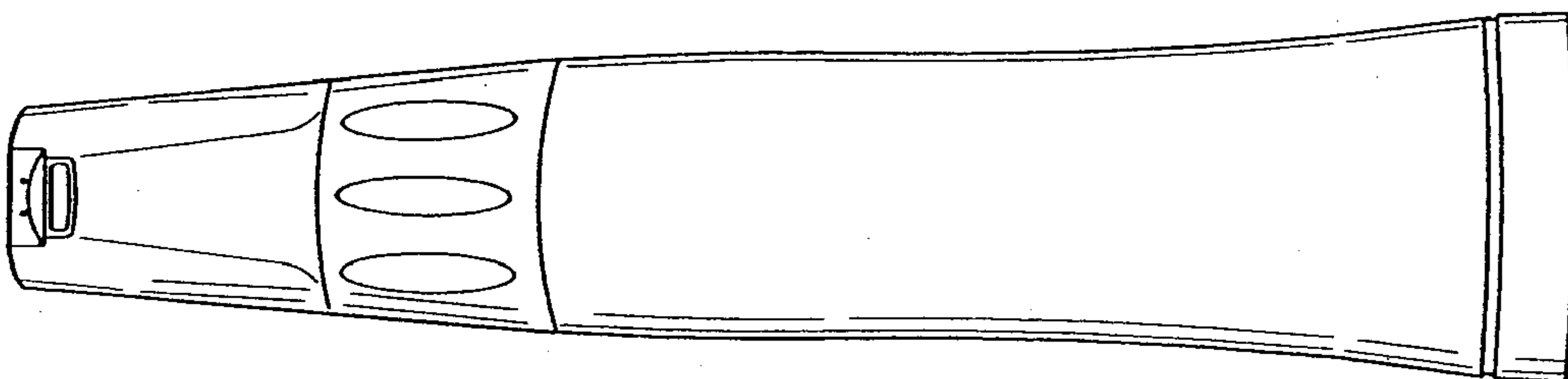


Fig. 5

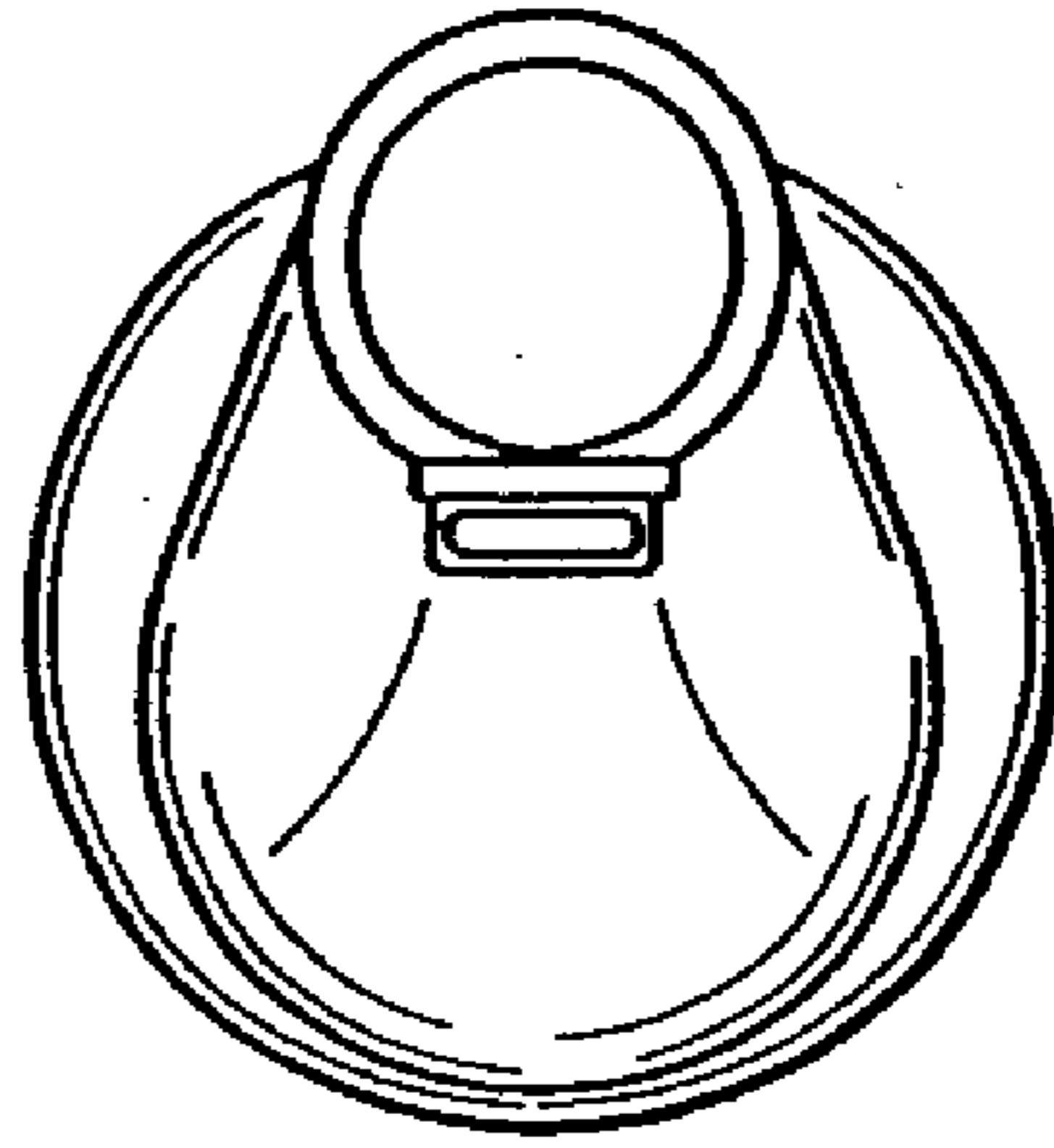


Fig. 6

