

US00D504932S

(12) **United States Design Patent**  
**Louttit**

(10) **Patent No.:** **US D504,932 S**

(45) **Date of Patent:** **\*\* May 10, 2005**

(54) **GOLF TOOL**

D356,358 S \* 3/1995 Woodruff ..... D21/793  
D409,706 S \* 5/1999 Tate ..... D21/793  
D465,539 S \* 11/2002 Tate ..... D21/793

(76) Inventor: **Thomas R. Louttit**, 18 Cedar St.,  
Providence, RI (US) 02903

\* cited by examiner

(\*\*) Term: **14 Years**

*Primary Examiner*—Mitchell Siegel

(21) Appl. No.: **29/211,379**

(74) *Attorney, Agent, or Firm*—Robert J Doherty

(22) Filed: **Aug. 16, 2004**

(57) **CLAIM**

**Related U.S. Application Data**

The ornamental design for a golf tool, as shown and described.

(62) Division of application No. 29/188,685, filed on Aug. 25, 2003, now Pat. No. Des. 496,705.

**DESCRIPTION**

(51) **LOC (7) Cl.** ..... **21-02**

FIG. 1 is a front perspective view of a golf tool showing my new design; and,

(52) **U.S. Cl.** ..... **D21/793**

FIG. 2 is a front elevational view of FIG. 1.

(58) **Field of Search** ..... D21/793, 794,  
D21/789; 473/286, 408

The rear, side, top and bottom views of the invention do not display ornamental features.

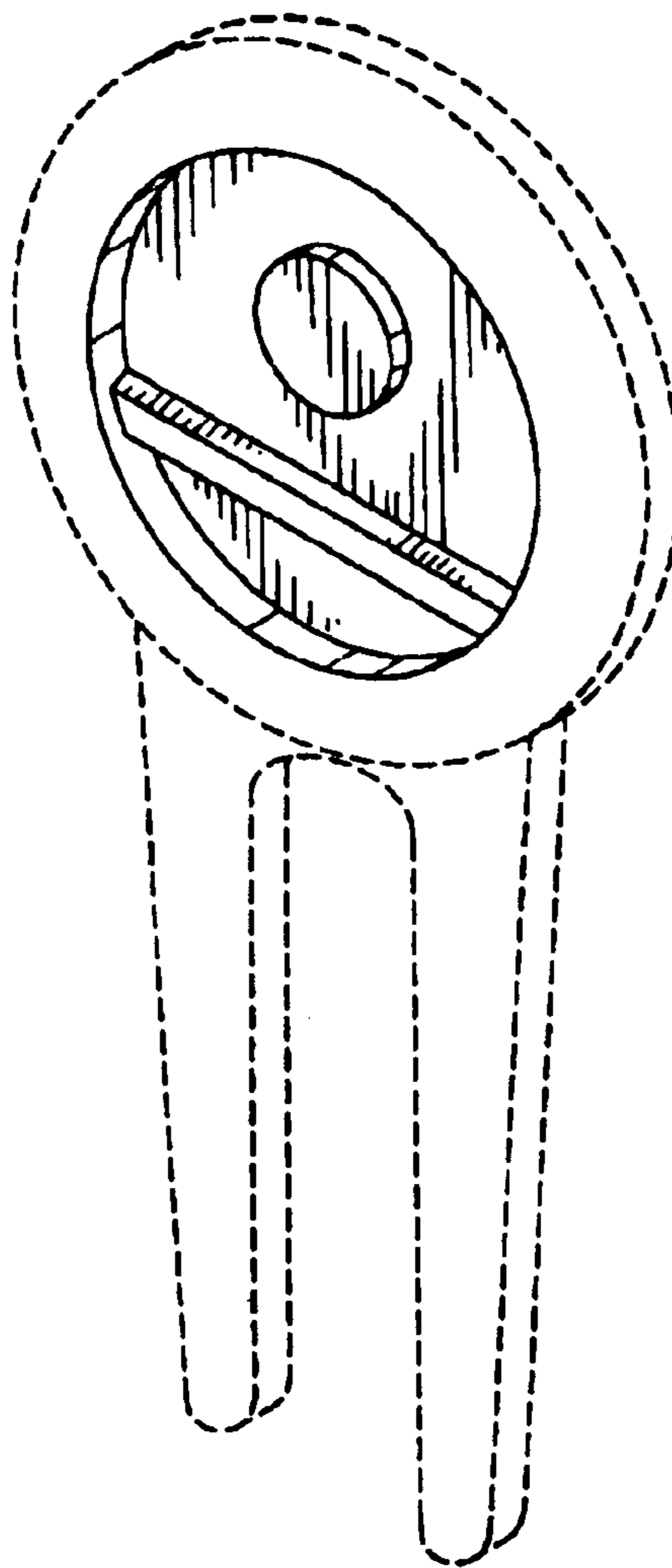
(56) **References Cited**

The broken line showing is for illustrative purposes only and forms no part of the claimed design.

**U.S. PATENT DOCUMENTS**

D345,776 S \* 4/1994 Williams ..... D21/793

**1 Claim, 1 Drawing Sheet**



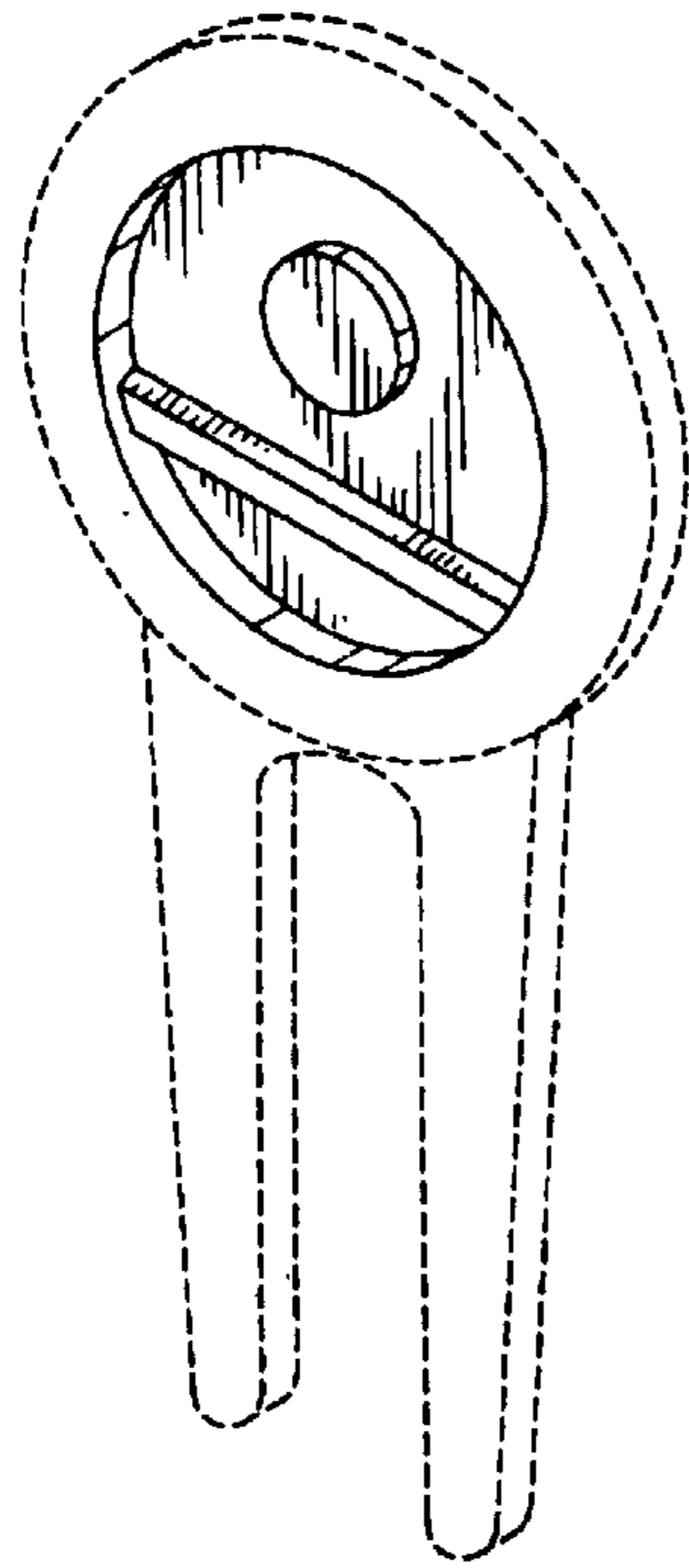


FIG. 1

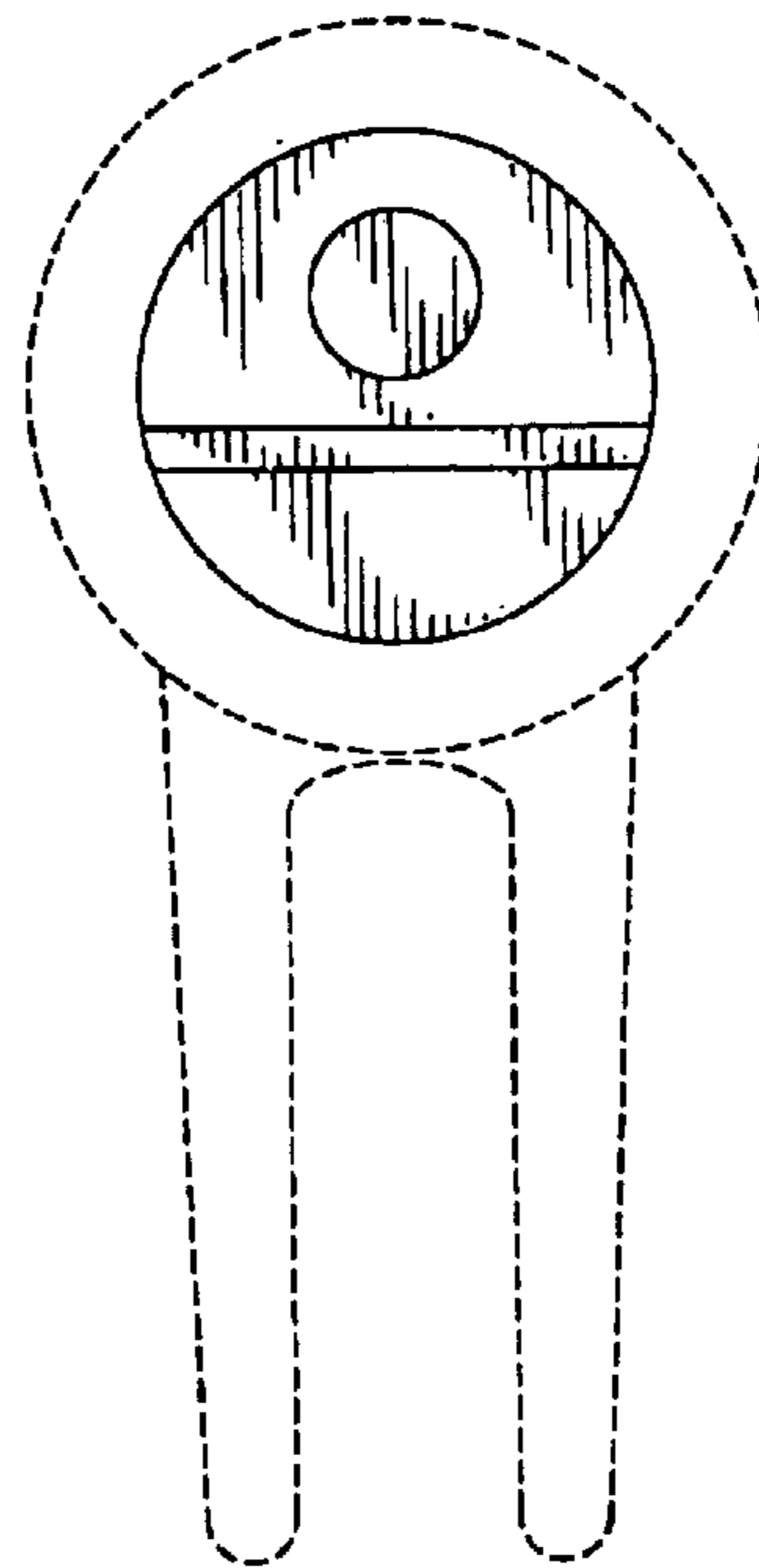


FIG. 2