



US00D504929S

(12) **United States Design Patent** (10) **Patent No.:** **US D504,929 S**
Bellefleur et al. (45) **Date of Patent:** **** May 10, 2005**

(54) **SHAFT FOR A HOCKEY STICK**

(75) Inventors: **Alain Bellefleur**, St-Luc (CA); **Adam Gans**, Montreal (CA)

(73) Assignee: **Bauer Nike Hockey, Inc.**, St. -Jérôme (CA)

(**) Term: **14 Years**

(21) Appl. No.: **29/192,765**

(22) Filed: **Oct. 29, 2003**

Related U.S. Application Data

(62) Division of application No. 29/169,797, filed on Oct. 25, 2002, now Pat. No. Des. 484,555.

(51) **LOC (7) Cl.** **21-02**

(52) **U.S. Cl.** **D21/757; D21/727**

(58) **Field of Search** D21/727, 405, D21/757; 473/560-563; D6/316

(56) **References Cited**

U.S. PATENT DOCUMENTS

D237,636 S * 11/1975 LeClare D21/727
D244,219 S * 5/1977 Poirier D21/727
D244,220 S * 5/1977 De brey D21/727
D325,474 S * 4/1992 Jackson D6/316
D364,654 S * 11/1995 Boden D21/405
D418,182 S * 12/1999 Krist D21/727
D430,249 S * 8/2000 Burger D21/757

D435,074 S * 12/2000 Dunham D21/757
D435,614 S * 12/2000 Illiano D21/727
D436,150 S * 1/2001 Dunham D21/757
D472,286 S * 3/2003 King D21/727
D484,555 S * 12/2003 Bellefleur et al. D21/727

* cited by examiner

Primary Examiner—Mitchell Siegel

(74) *Attorney, Agent, or Firm*—RatnerPrestia

(57) **CLAIM**

The ornamental design for the shaft for a hockey stick, as shown and described.

DESCRIPTION

FIG. 1 is a perspective view of a shaft for a hockey stick; FIG. 2 is a front elevational view of the shaft for a hockey stick of FIG. 1;

FIG. 3 is a right side elevational view of the shaft for a hockey stick of FIG. 1;

FIG. 4 is a rear elevational view of the shaft for a hockey stick of FIG. 1;

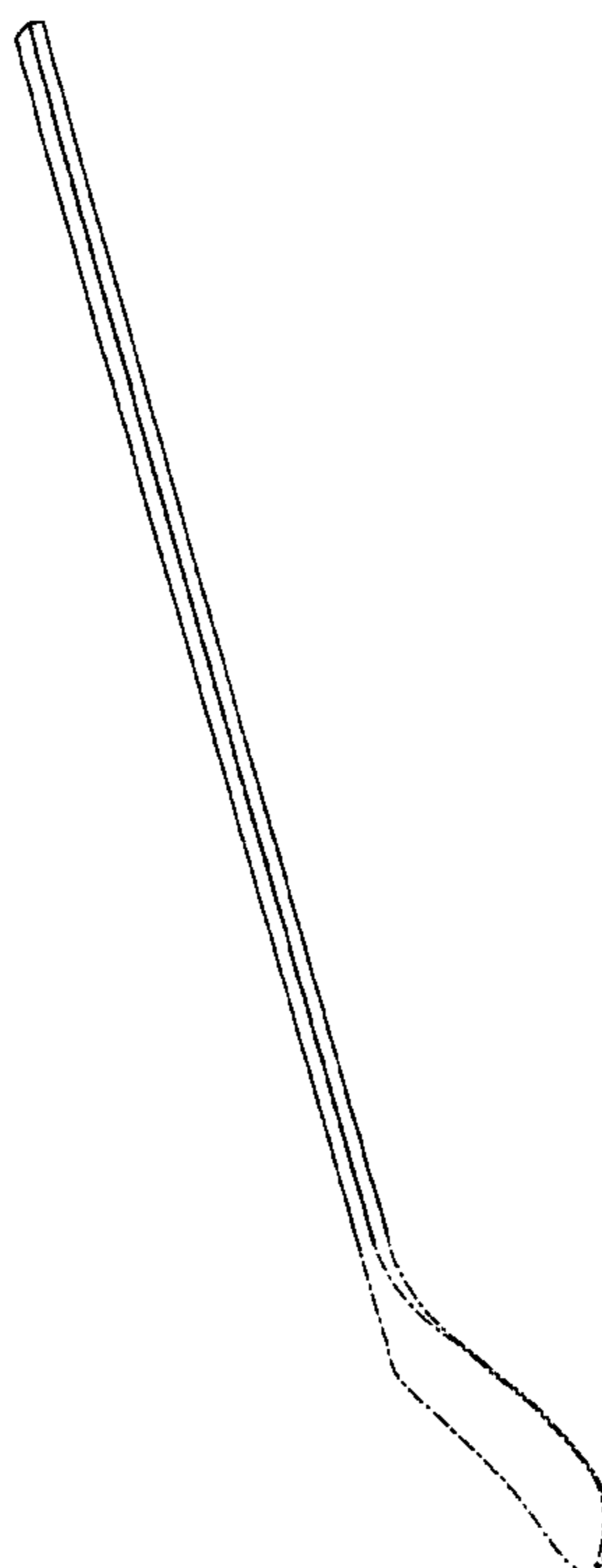
FIG. 5 is a top plan view of the shaft for a hockey stick of FIG. 1;

FIG. 6 is a left side elevational view of the shaft for a hockey stick of FIG. 1; and,

FIG. 7 is a bottom plan view of the shaft for a hockey stick of FIG. 1.

The broken lines shown in FIGS. 1-7 are for illustrative purposes only and form no part of the claimed design.

1 Claim, 3 Drawing Sheets



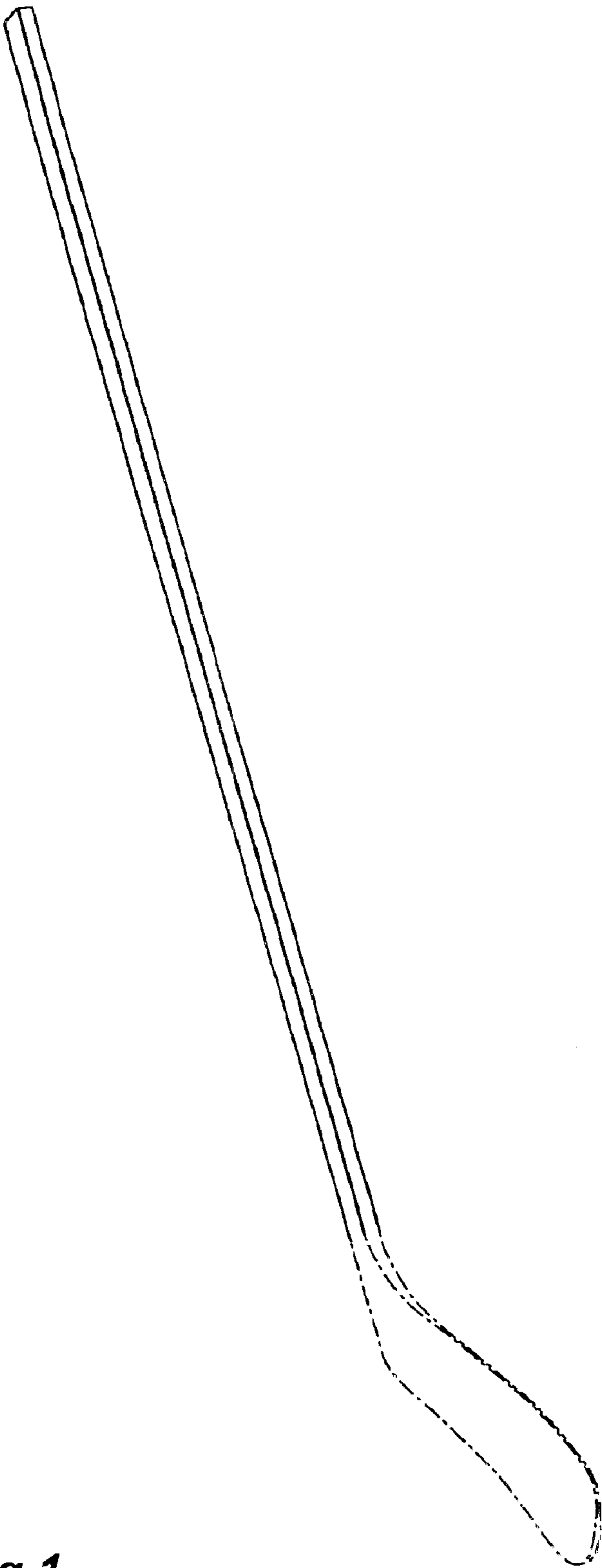


Fig-1

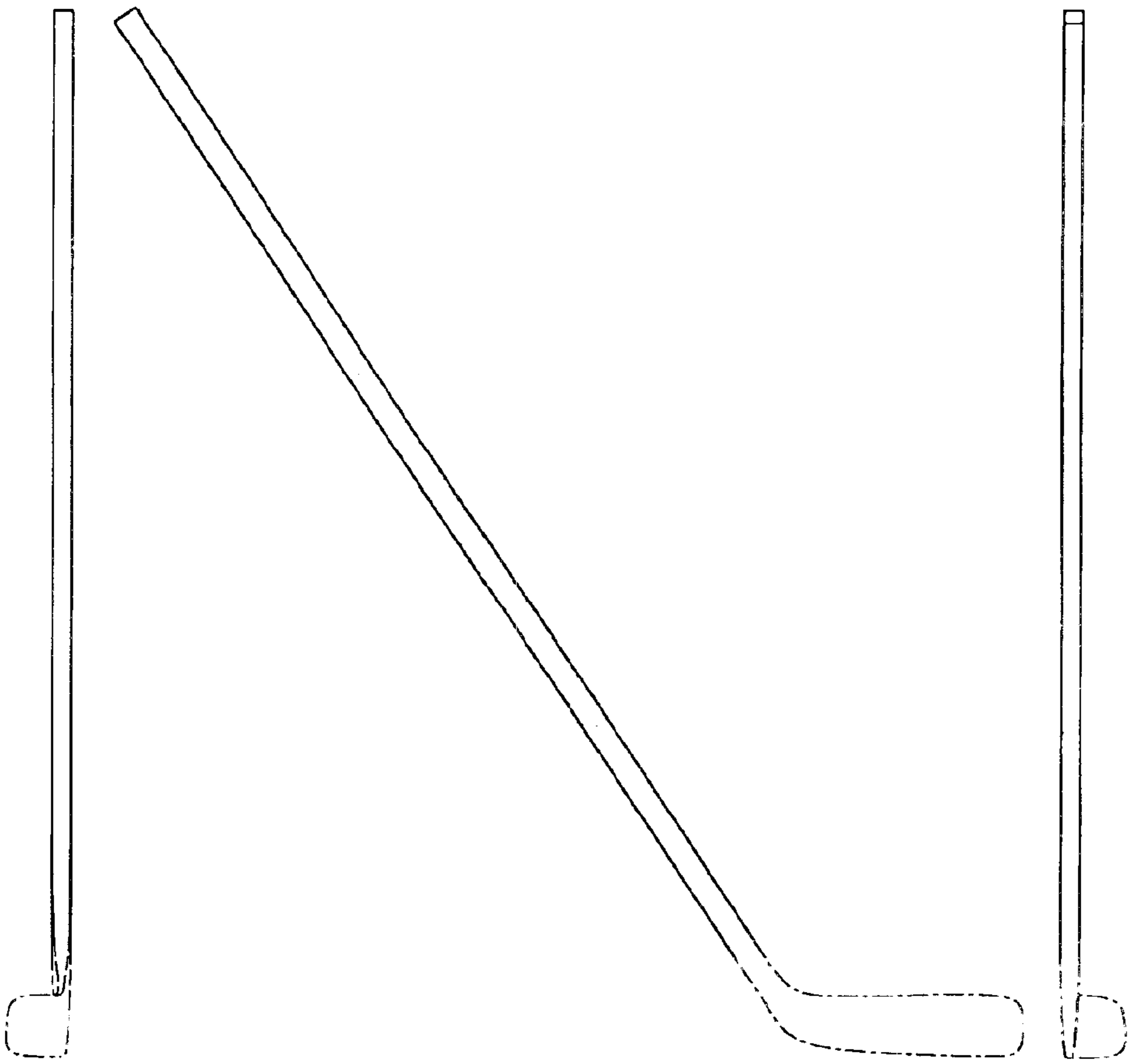


Fig-2

Fig-3

Fig-4




Fig-5




Fig-6

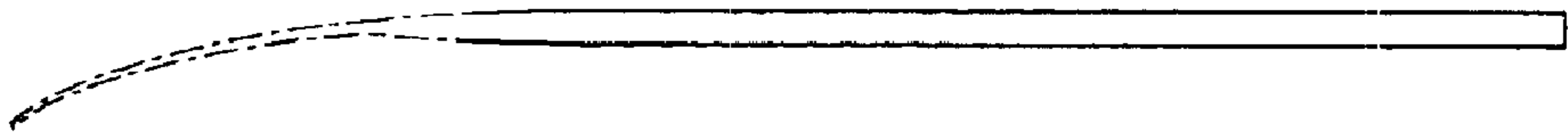


Fig-7

UNITED STATES PATENT AND TRADEMARK OFFICE
CERTIFICATE OF CORRECTION

PATENT NO. : Des. 504,929 S
DATED : May 10, 2005
INVENTOR(S) : Alain Bellefleur and Adam Gans


Page 1 of 4

It is certified that error appears in the above-identified patent and that said Letters Patent is hereby corrected as shown below:

Drawings Sheets 1 through 3 should be replaced with drawing Sheets 1 through 3 (attached).

Signed and Sealed this

Twenty-seventh Day of December, 2005

A handwritten signature in black ink, reading "Jon W. Dudas", is written over a rectangular area with a light gray dotted background.

JON W. DUDAS

Director of the United States Patent and Trademark Office

U.S. Patent

May 10, 2005

Sheet 1 of 3

D504,929 S




Fig. 1

U.S. Patent

May 10, 2005

Sheet 2 of 3

D504,929 S



Fig- 2

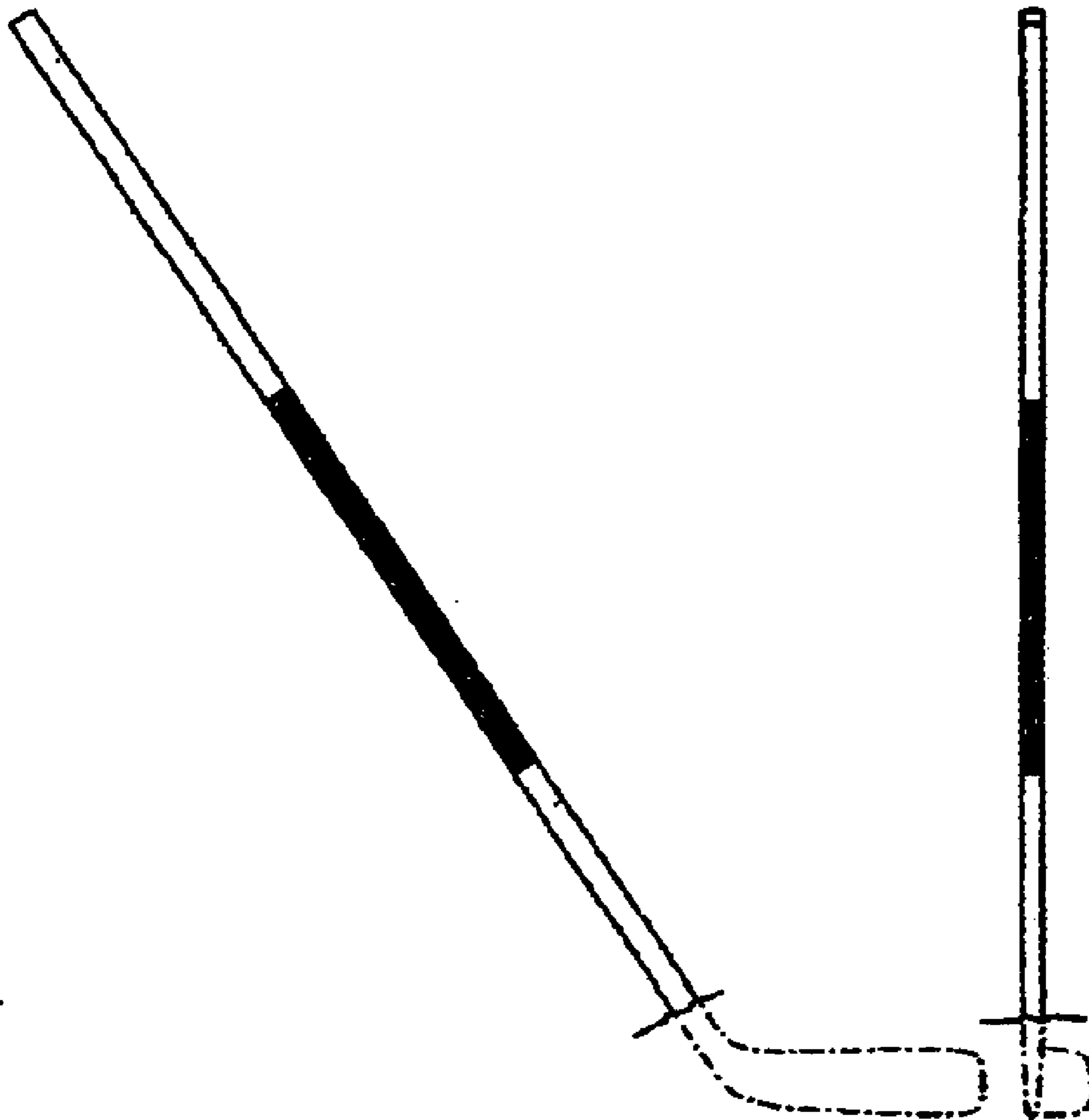


Fig- 3



Fig- 4

U.S. Patent

May 10, 2005

Sheet 3 of 3

D504,929 S



Fig- 5

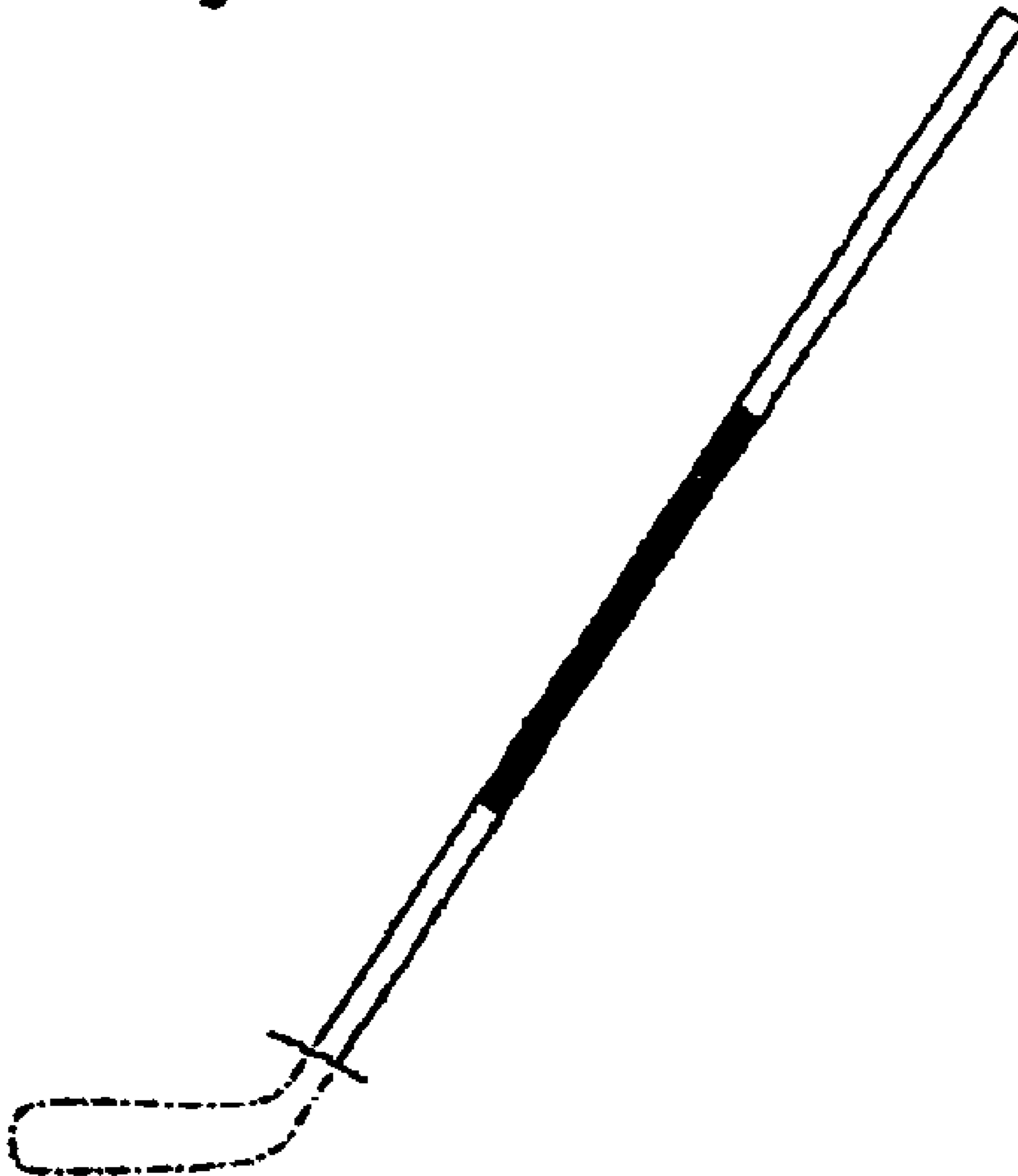


Fig- 6



Fig- 7