

US00D504928S

(12) **United States Design Patent**  
**Miller**

(10) **Patent No.:** **US D504,928 S**

(45) **Date of Patent:** **\*\* May 10, 2005**

(54) **GOLF CLUB GRIP**

D443,322 S \* 6/2001 Henry ..... D21/756

(75) Inventor: **R. Lee Miller**, Monterey, CA (US)

\* cited by examiner

(73) Assignee: **Feel Golf Co., Inc.**, Monterey, CA (US)

*Primary Examiner*—Mitchell Siegel

(\*\*) Term: **14 Years**

(57) **CLAIM**

The ornamental design for a golf club grip, as described and shown.

(21) Appl. No.: **29/199,460**

(22) Filed: **Feb. 17, 2004**

**DESCRIPTION**

(51) **LOC (7) Cl.** ..... **21-02**

(52) **U.S. Cl.** ..... **D21/756**

(58) **Field of Search** ..... D21/756, 757;  
473/300–303

FIG. 1 is a front perspective view of a golf club grip illustrating my new design;

FIG. 2 is a rear elevation view thereof, the side elevation views being identical;

FIG. 3 is left end elevation view thereof; and,

FIG. 4 is a right end elevation view thereof.

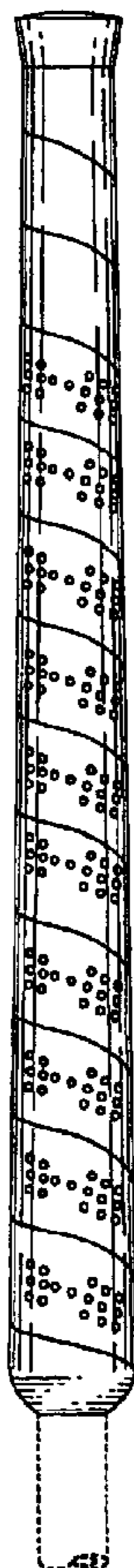
The broken line showing a golf club shaft in FIGS. 1 and 2 is environmental structure only and does not form part of the claimed invention.

(56) **References Cited**

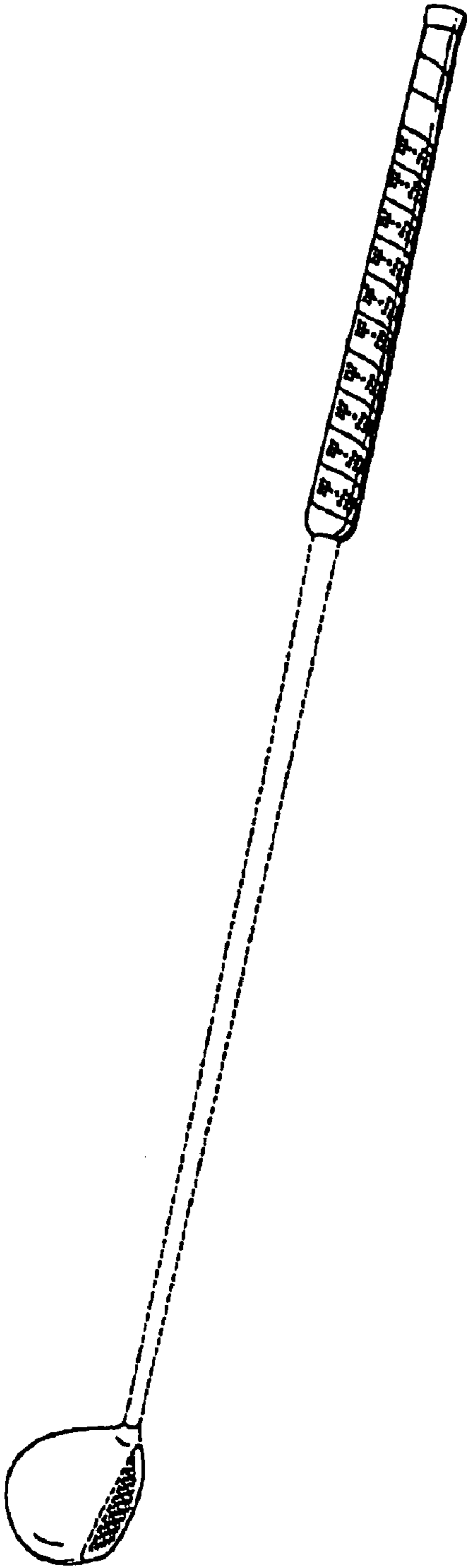
**U.S. PATENT DOCUMENTS**

- 3,837,647 A \* 9/1974 Jacques ..... D21/756
- 4,979,743 A \* 12/1990 Sears ..... 473/204
- D356,616 S \* 3/1995 Jacques ..... D21/756
- 6,213,891 B1 \* 4/2001 Moore ..... 473/300

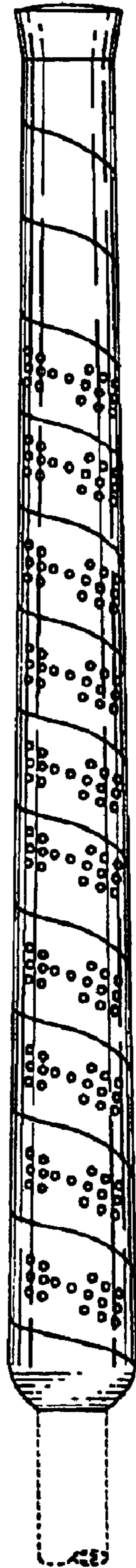
**1 Claim, 1 Drawing Sheet**



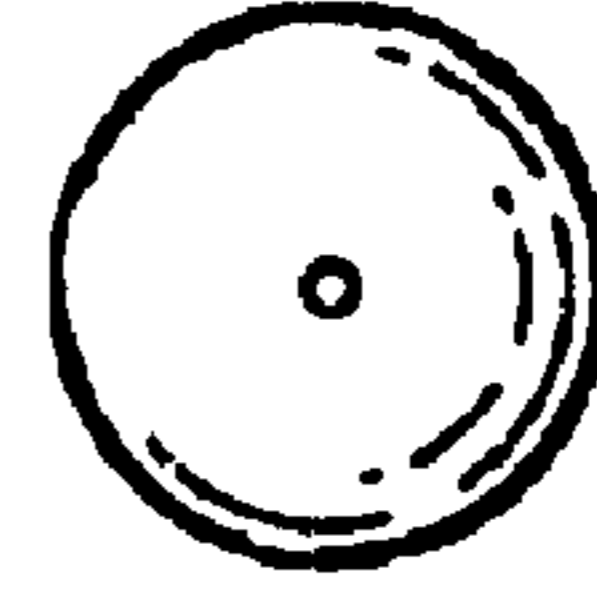
*Fig. 1*



*Fig. 2*



*Fig. 3*



*Fig. 4*

