

US00D504916S

(12) **United States Design Patent**
Yeh

(10) **Patent No.:** **US D504,916 S**

(45) **Date of Patent:** **** May 10, 2005**

(54) **PEN**

(76) **Inventor:** **Kun-Tsai Yeh**, No. 68, Alley 42, Lane 338, Sec. 3, Tung-Men Rd., Tainan (TW)

(**) **Term:** **14 Years**

(21) **Appl. No.:** **29/214,020**

(22) **Filed:** **Sep. 28, 2004**

(51) **LOC (7) Cl.** **19-06**

(52) **U.S. Cl.** **D19/48; D19/47; D19/49**

(58) **Field of Search** D19/35, 36, 41-51, D19/53-58, 75, 81-85; 401/6, 7, 88, 99-102, 103-106, 107-110, 111-117, 209, 18-21

(56) **References Cited**

U.S. PATENT DOCUMENTS

D439,613 S	*	3/2001	Ham	D19/43
6,273,627 B1	*	8/2001	Mittersinker et al.	401/117
D465,809 S	*	11/2002	Deluca et al.	D19/50
D474,237 S	*	5/2003	Levine	D19/42
D477,025 S	*	7/2003	Morrow	D19/51
D485,576 S	*	1/2004	Burden et al.	D19/51

D487,772 S	*	3/2004	Lin	D19/47
D493,834 S	*	8/2004	Yeh	D19/49
D496,963 S	*	10/2004	Losel	D19/49
D498,260 S	*	11/2004	Burden et al.	D19/51

* cited by examiner

Primary Examiner—Martie K. Holtje
(74) *Attorney, Agent, or Firm*—Rosenberg, Klein & Lee

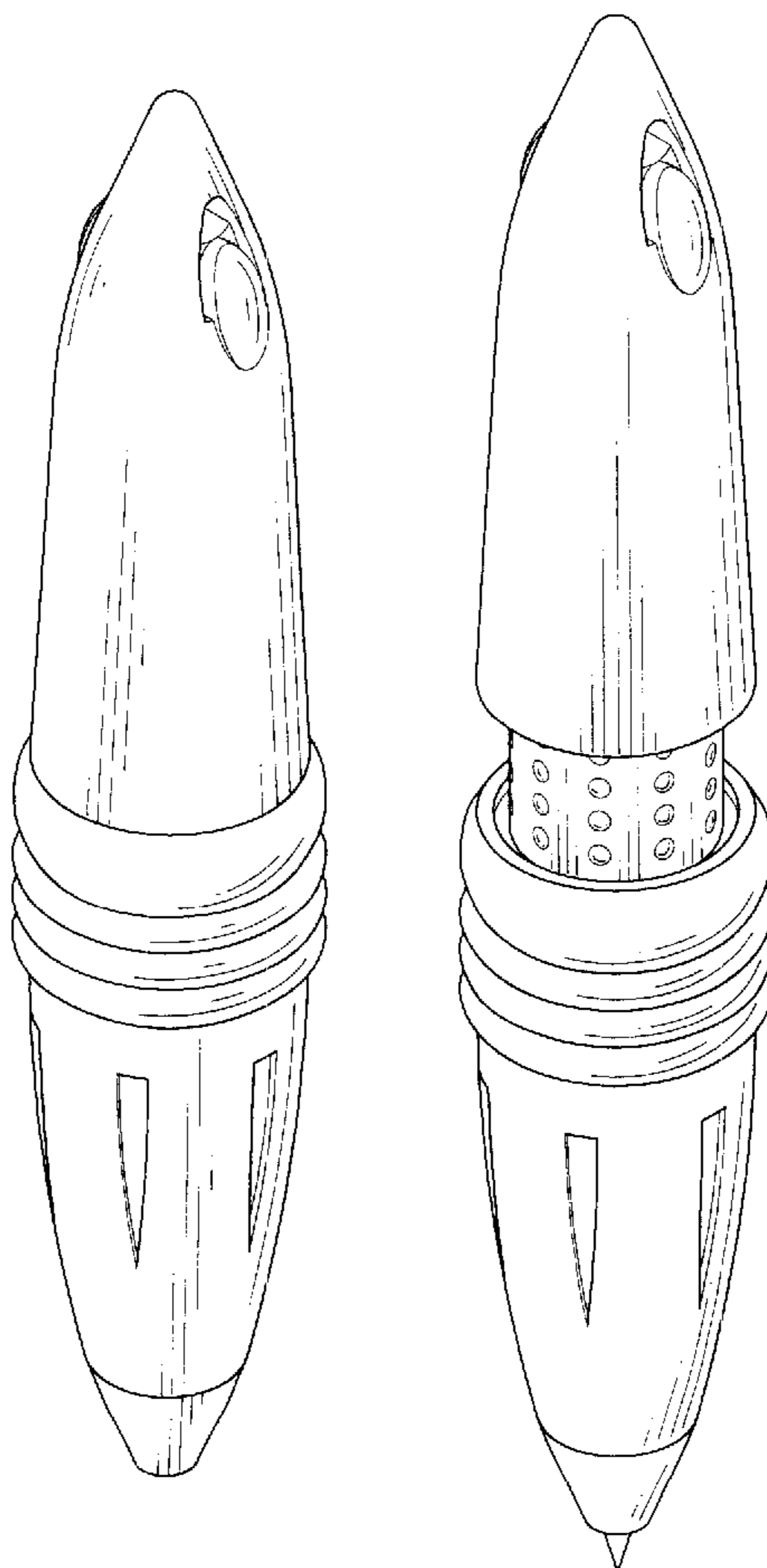
(57) **CLAIM**

The ornamental design for a pen, as shown and described.

DESCRIPTION

FIG. 1 is a perspective view of a pen, showing my new design;
FIG. 2 is a front view thereof;
FIG. 3 is a rear view thereof;
FIG. 4 is a left view thereof;
FIG. 5 is a right view thereof;
FIG. 6 is a top view thereof;
FIG. 7 is a bottom view thereof; and,
FIG. 8 is a perspective view thereof, with the barrel shown in an extended position and the writing tip exposed.

1 Claim, 5 Drawing Sheets



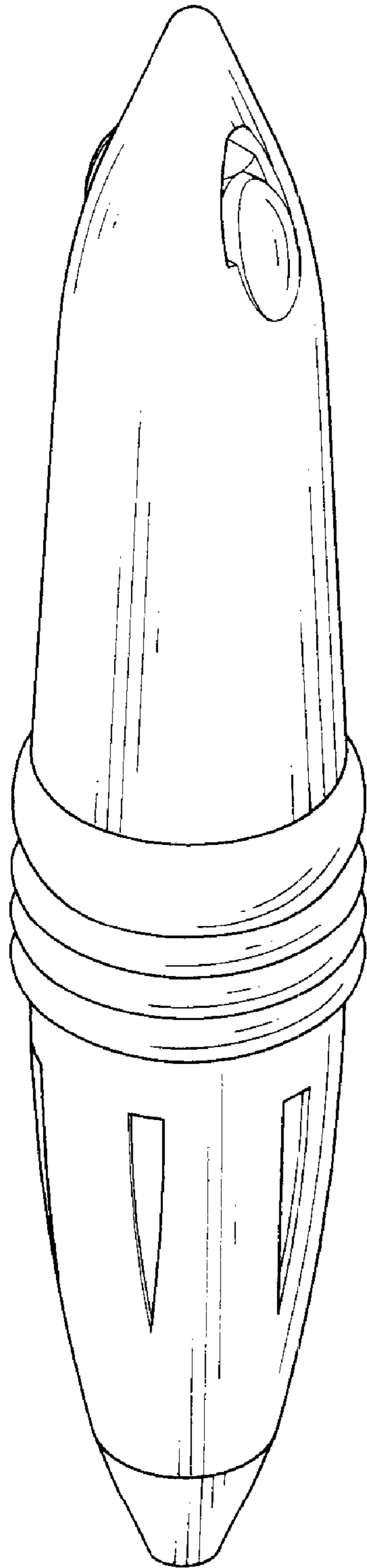


FIG. 1




FIG. 2

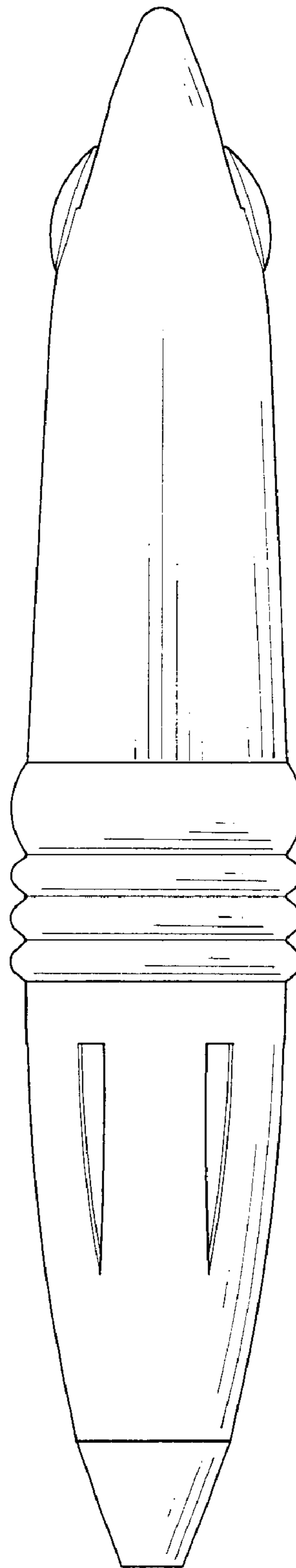


FIG. 3




FIG. 4

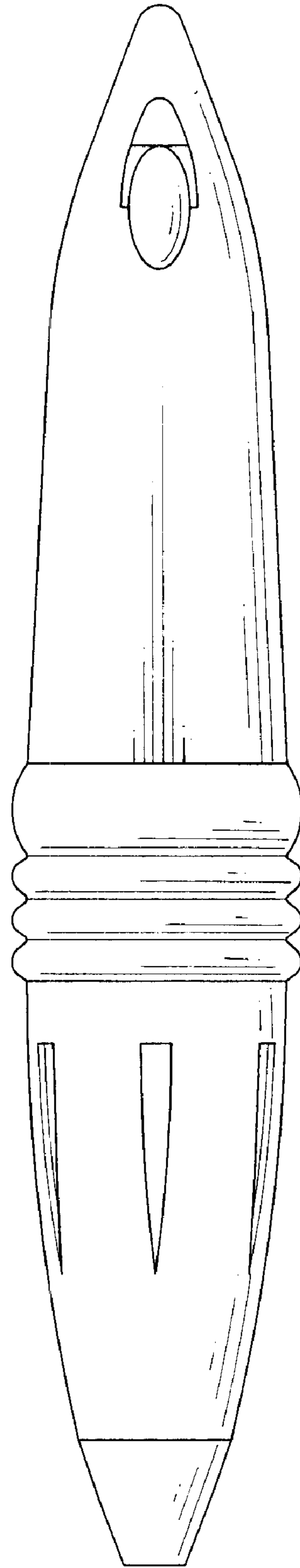


FIG. 5

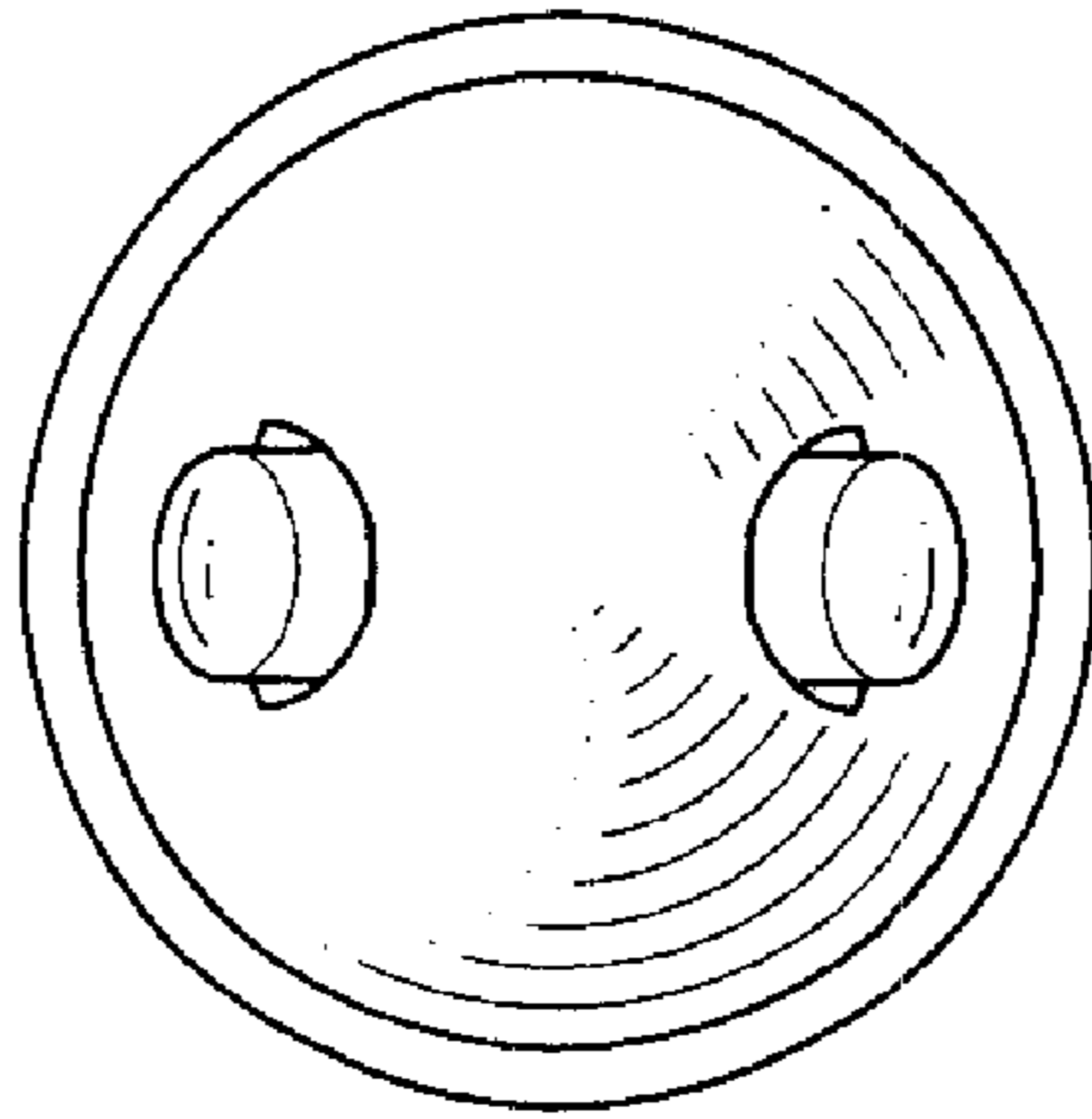


FIG. 6

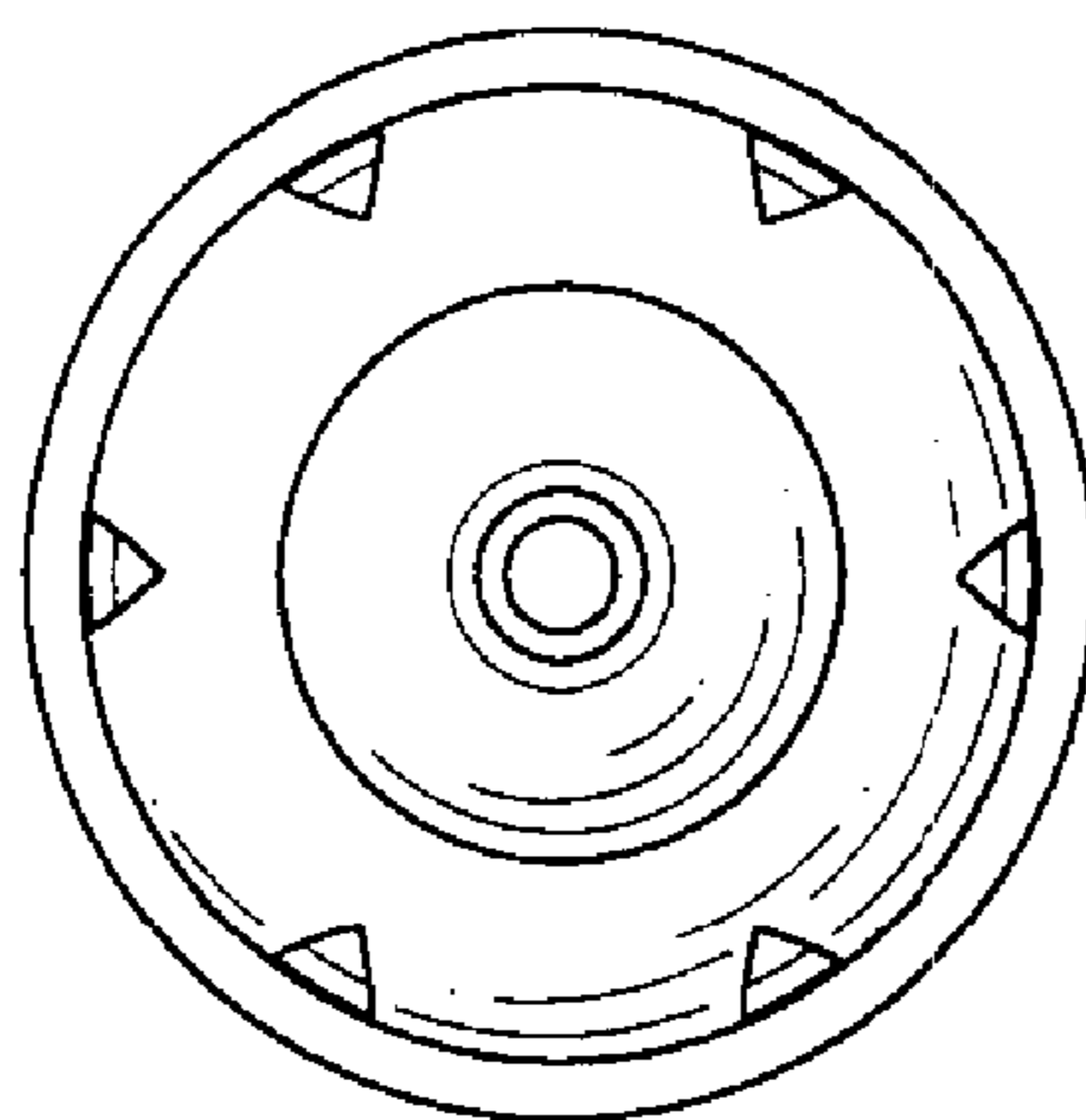


FIG. 7

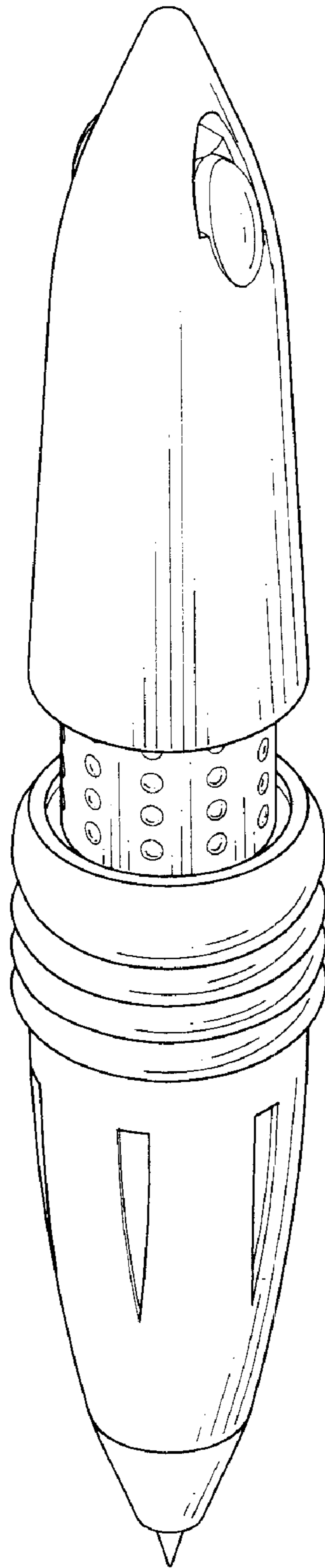


FIG.8