

US00D504906S

(12) **United States Design Patent**  
**Katsumata**

(10) **Patent No.:** **US D504,906 S**

(45) **Date of Patent:** **\*\* May 10, 2005**

(54) **ELECTRONIC GUITAR**

(75) **Inventor:** **Yoshihiro Katsumata, Shizuoka (JP)**

(73) **Assignee:** **Yamaha Corporation, Shizuoka (JP)**

(\*\*) **Term:** **14 Years**

(21) **Appl. No.:** **29/188,998**

(22) **Filed:** **Aug. 28, 2003**

(30) **Foreign Application Priority Data**

Apr. 16, 2003 (JP) ..... 2003-010717

(51) **LOC (7) Cl.** ..... **17-03**

(52) **U.S. Cl.** ..... **D17/20**

(58) **Field of Search** ..... D17/14-15, 19-21,  
D17/99, 18; 84/267, 290-292, 298-299

(56) **References Cited**

**U.S. PATENT DOCUMENTS**

- D266,003 S \* 8/1982 Lieber ..... D17/14
- D278,541 S \* 4/1985 Toth ..... D17/14
- D340,737 S \* 10/1993 Sandberg ..... D17/14

- D378,596 S \* 3/1997 Jarowsky ..... D17/14
- D420,694 S \* 2/2000 Rose ..... D17/14
- D475,080 S \* 5/2003 Garven ..... D17/20

\* cited by examiner

*Primary Examiner*—Ruth McInroy

(74) *Attorney, Agent, or Firm*—Sughrue Mion, PLLC


(57) **CLAIM**

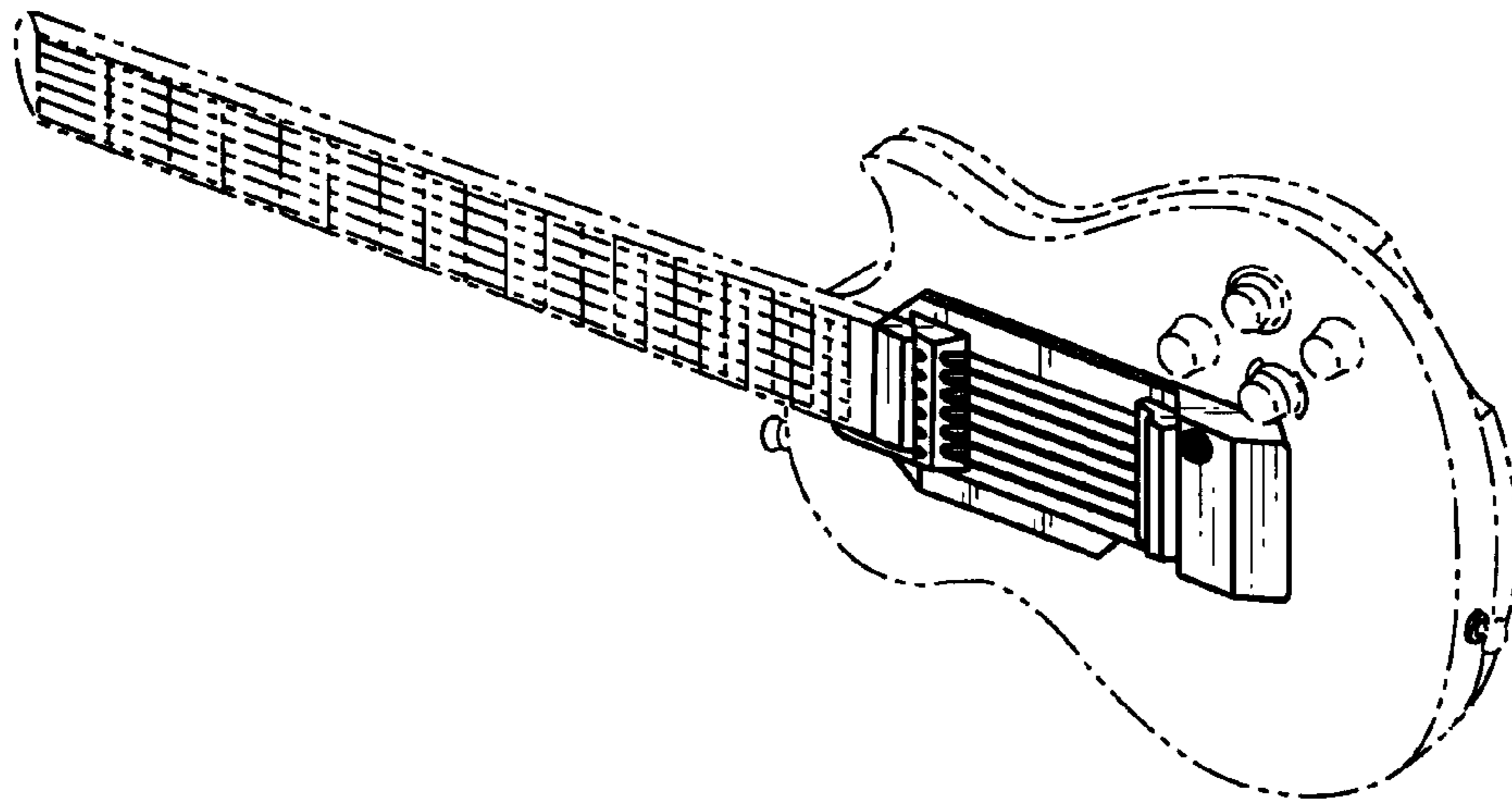
The ornamental design for an electronic guitar, as shown and described.

**DESCRIPTION**

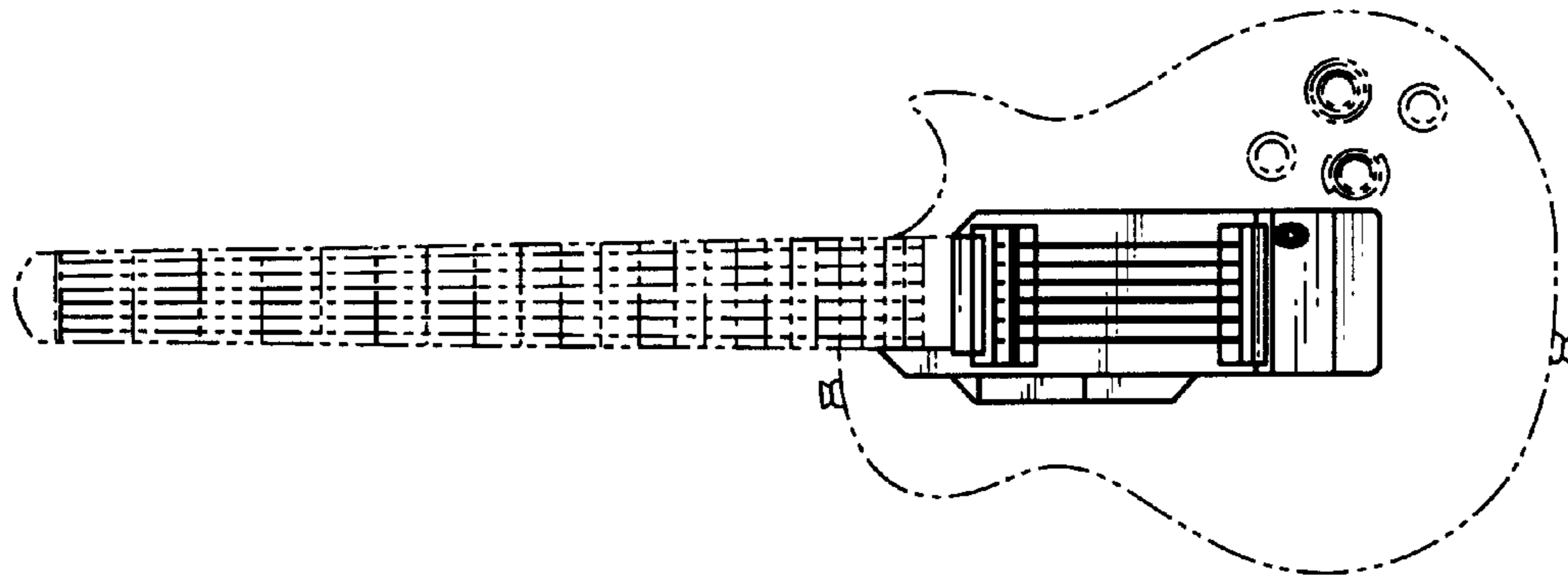
FIG. 1 is a top, front and right side perspective view of an electronic guitar showing my new design; FIG. 2 is a front elevational view thereof; FIG. 3 is a rear elevational view thereof; FIG. 4 is a top plan view thereof; FIG. 5 is a bottom plan view thereof; FIG. 6 is a right sides elevational view thereof; and, FIG. 7 is a left side elevational view thereof. The elements shown in broken lines are for illustrative purposes only and form no part of the claimed design.

**1 Claim, 4 Drawing Sheets**

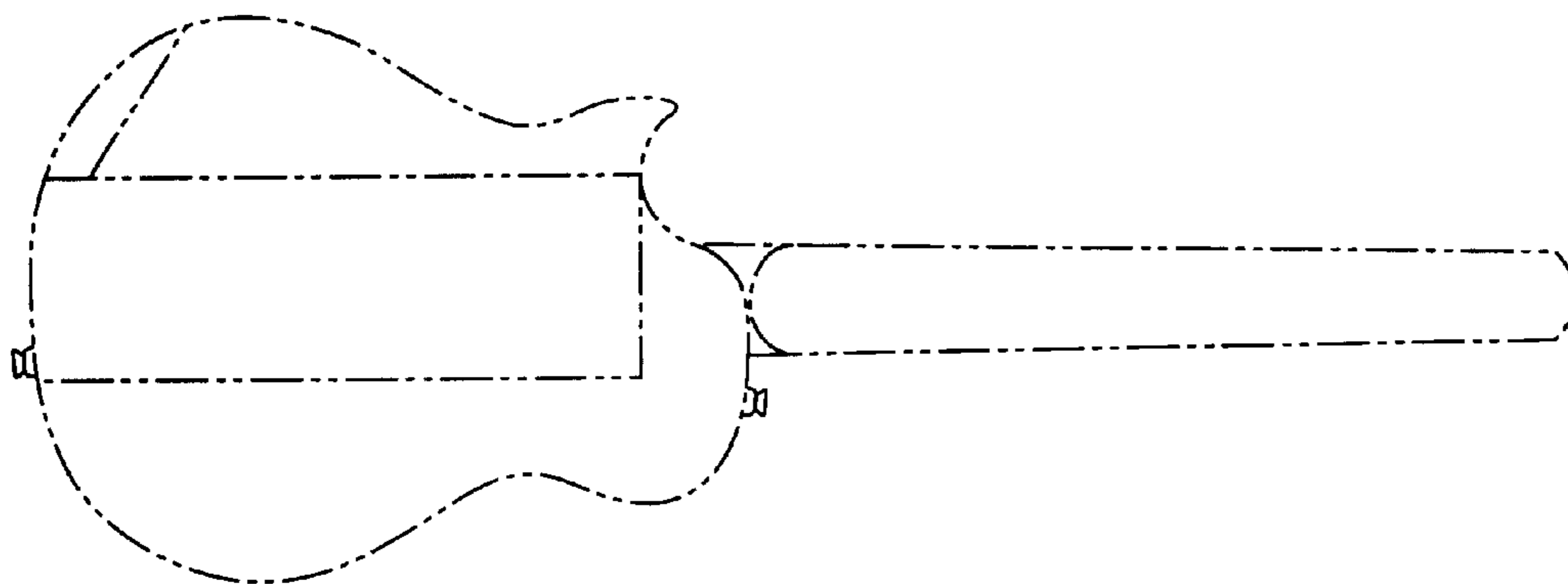





*Fig. 1*



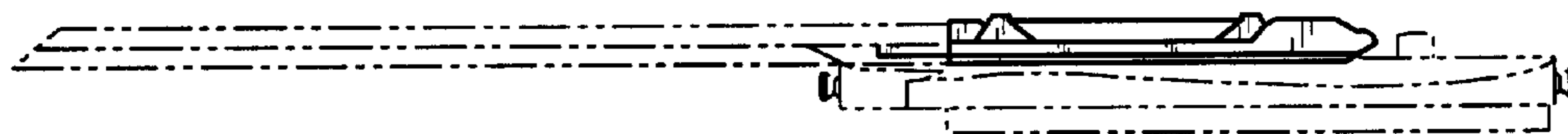
*Fig. 2*



*Fig. 3*



*Fig. 4*



*Fig. 5*



*Fig. 6*



*Fig. 7*