

US00D504886S

(12) **United States Design Patent** (10) **Patent No.:** **US D504,886 S**
Yasutomi (45) **Date of Patent:** **** May 10, 2005**

(54) **REMOTE CONTROLLER**

(75) Inventor: **Hiroshi Yasutomi**, Tokyo (JP)

(73) Assignee: **Sony Computer Entertainment Inc.**,
Tokyo (JP)

(**) Term: **14 Years**

(21) Appl. No.: **29/202,786**

(22) Filed: **Apr. 6, 2004**

(30) **Foreign Application Priority Data**

Oct. 6, 2003 (JP) 2003-33612

(51) **LOC (7) Cl.** **14-03**

(52) **U.S. Cl.** **D14/218**

(58) **Field of Search** D14/174, 217,
D14/218, 137-139, 151, 191-193, 299,
167, 168; D13/168, 162-164; D21/512-517,
566; D10/104, 106; 455/352-355, 151.1-151.4,
128, 347, 90.3; 348/114, 734

(56) **References Cited**

U.S. PATENT DOCUMENTS

- D380,473 S * 7/1997 Otani D14/218
- D383,134 S * 9/1997 Patton D14/218
- D477,590 S * 7/2003 Ahn D14/218
- D484,493 S * 12/2003 Oross et al. D14/218

OTHER PUBLICATIONS

Press release "CSV-P500" <http://www.sony.jp/Corporate-Cruise/Press/200395/03-0508>, 7 sheets, Sony Marketing (Japan) Inc. (Feb. 2004).

Web page "CSV-P500" <http://www.sony.jp/products/Consumer/cocoon/CSV-P500/spec.html>, 4 sheets, Sony Marketing (Japan) Inc. (Feb. 2004).

* cited by examiner

Primary Examiner—Louis S. Zarfes

Assistant Examiner—John Windmuller

(74) *Attorney, Agent, or Firm*—Rader, Fisham & Grauer PLLC

(57) **CLAIM**

The ornamental design for a remote controller, as shown and described.

DESCRIPTION

Contents of Japanese Design Patent Application No. 2003-33612 filed Oct. 6, 2003 are incorporated herein by reference.

FIG. 1 is a front elevational view of a remote controller showing my new design;

FIG. 2 is a left side elevational view thereof;

FIG. 3 is a right side elevational view thereof;

FIG. 4 is a top plan view thereof;

FIG. 5 is a bottom plan view thereof; and,

FIG. 6 is a perspective view thereof.

The broken line portions showing in the drawings are for illustrative purpose only and form no part of the claimed design.

1 Claim, 4 Drawing Sheets

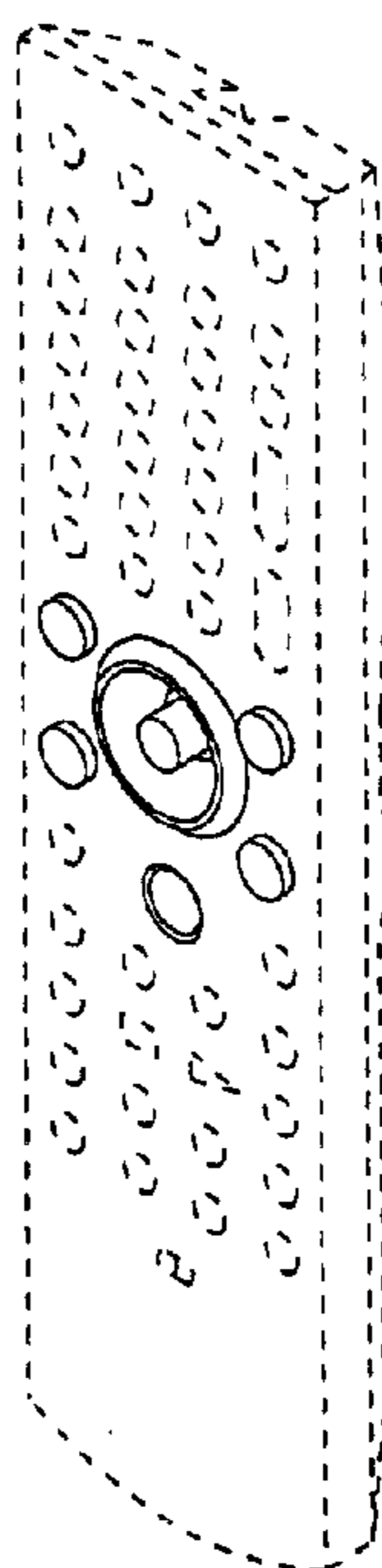


FIG. 1

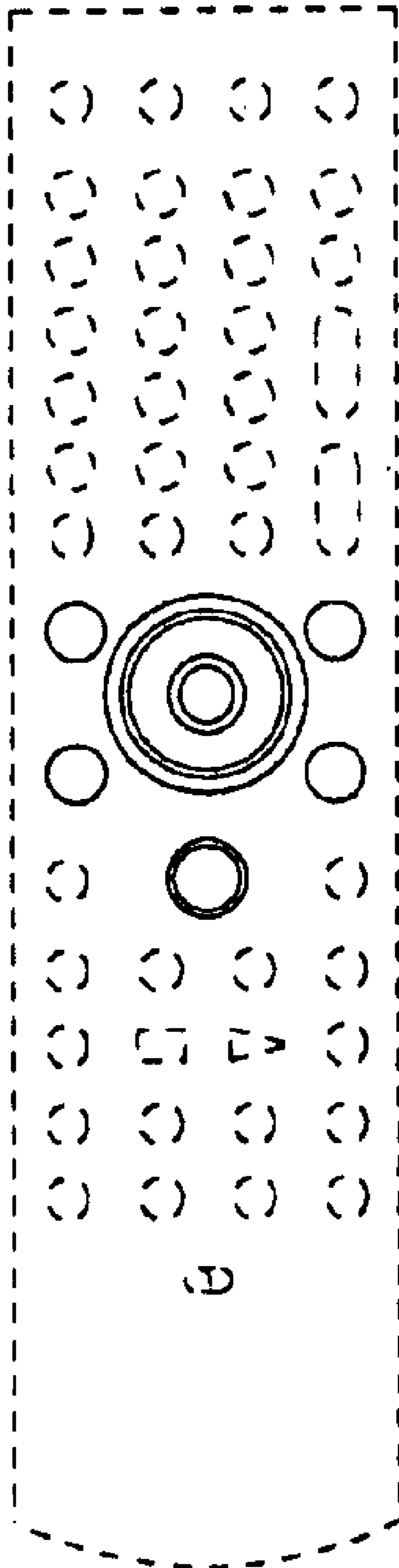


FIG. 2




FIG. 3



FIG. 4



FIG. 5



FIG. 6

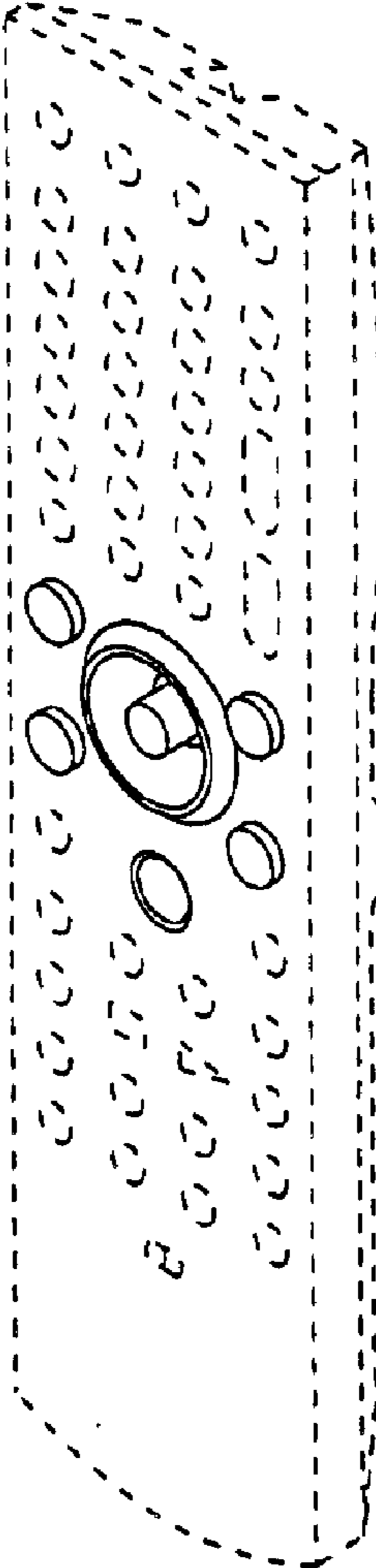


FIG. 7

