

US00D504864S

(12) **United States Design Patent**
Royse

(10) **Patent No.:** **US D504,864 S**

(45) **Date of Patent:** **** May 10, 2005**

(54) **TRUCK TRUNK**

(76) **Inventor:** **Wayne Royse**, 1865 Melinda Court,
Windsor, Ontario (CA), N8W 5G6

(**) **Term:** **14 Years**

(21) **Appl. No.:** **29/209,561**

(22) **Filed:** **Jul. 19, 2004**

(51) **LOC (7) Cl.** **12-99**

(52) **U.S. Cl.** **D12/414.1**

(58) **Field of Search** D12/406, 412-414.1,
D12/423-425; D3/272-273, 905, 294, 315,
318, 260; 296/37.1-37.7, 24; 206/315.1,
315.11; 280/901, 163, 166; 224/539-541,
400-404, 495-498

(56) **References Cited**

U.S. PATENT DOCUMENTS

4,128,268	A	*	12/1978	Sundlof	D12/412
D278,894	S	*	5/1985	James	D12/414.1
D305,315	S	*	1/1990	Fletcher	D12/414.1
D358,125	S	*	5/1995	Jackson	D12/425
D372,016	S	*	7/1996	Wolford	D12/414.1
D373,988	S	*	9/1996	Johnson	D12/414.1
D378,671	S	*	4/1997	Herrs	D12/414.1
D382,534	S	*	8/1997	Green	D12/415
D397,322	S	*	8/1998	Tobin	D12/414
D403,653	S	*	1/1999	DeShong et al.	D12/414.1
D411,164	S	*	6/1999	Harris	D12/414.1
D420,969	S	*	2/2000	Schlachter	D12/414.1

D426,187	S	*	6/2000	Shultz	D12/414.1
D426,511	S	*	6/2000	Mehuron	D12/414.1
D430,103	S	*	8/2000	Scudder	D12/414.1
D432,489	S	*	10/2000	Hall et al.	D12/414.1
D436,342	S	*	1/2001	Lopez	D12/414.1
D449,269	S	*	10/2001	Gower	D12/406
D473,839	S	*	4/2003	Atencio	D12/414.1
D484,453	S	*	12/2003	Harris	D12/406

* cited by examiner

Primary Examiner—Stacia Cadmus

(74) *Attorney, Agent, or Firm*—Miller Thomson LLP

(57) **CLAIM**

The ornamental design for the truck trunk, as shown and described.

DESCRIPTION

FIG. 1 is a perspective view of the truck trunk showing my new design, shown in its position of use.

FIG. 2 is a front perspective view of the truck trunk.

FIG. 3 is a back perspective view of the truck trunk.

FIG. 4 is a right side view of the truck trunk.

FIG. 5 is a front elevational view of the truck trunk.

FIG. 6 is a left side view of the truck trunk.

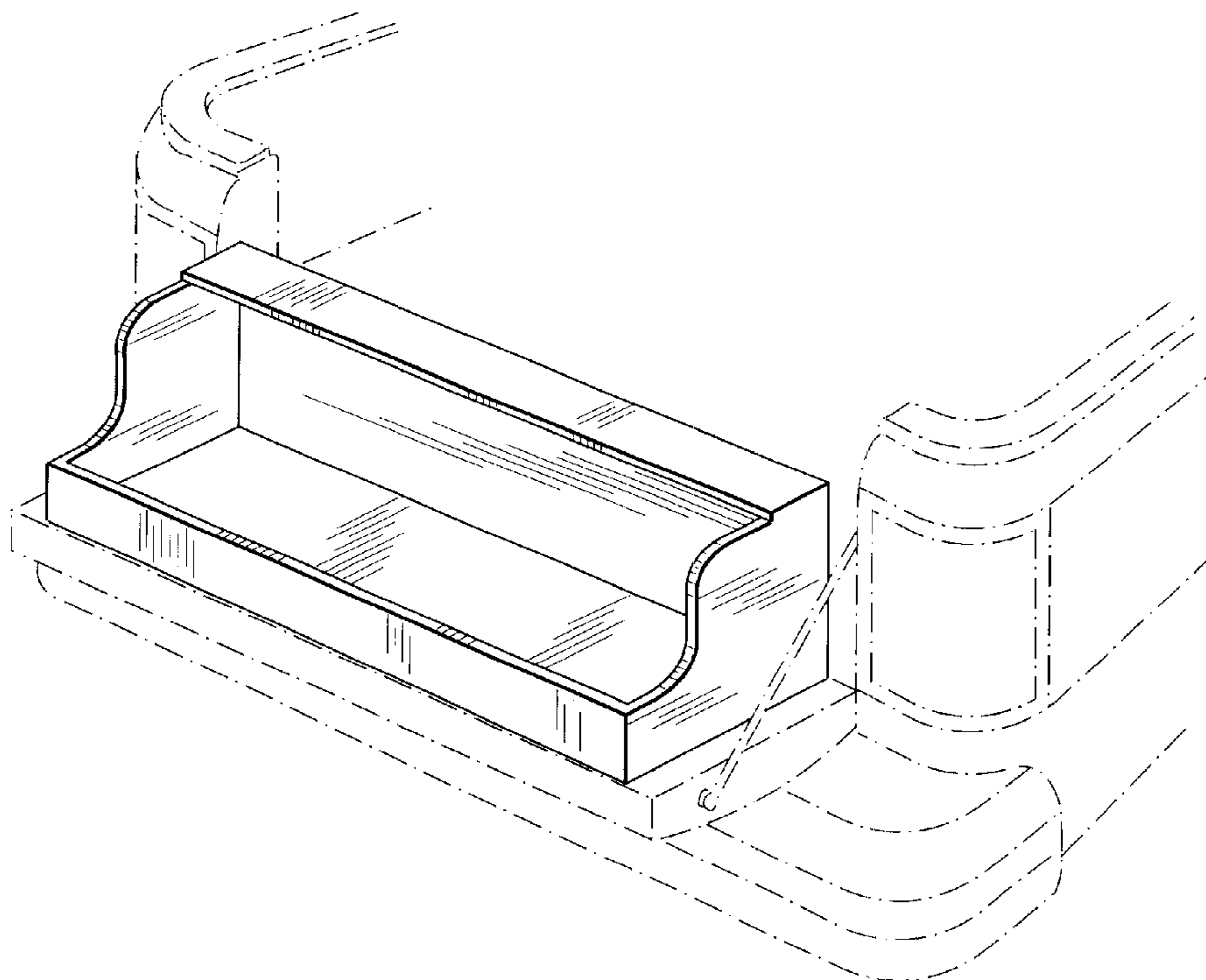
FIG. 7 is a top plan view of the truck trunk.

FIG. 8 is a bottom plan view of the truck trunk; and,

FIG. 9 is a rear elevational view of the truck trunk.

The broken line showing of environment is for illustrative purposes only and forms no part of the claimed design.

1 Claim, 4 Drawing Sheets



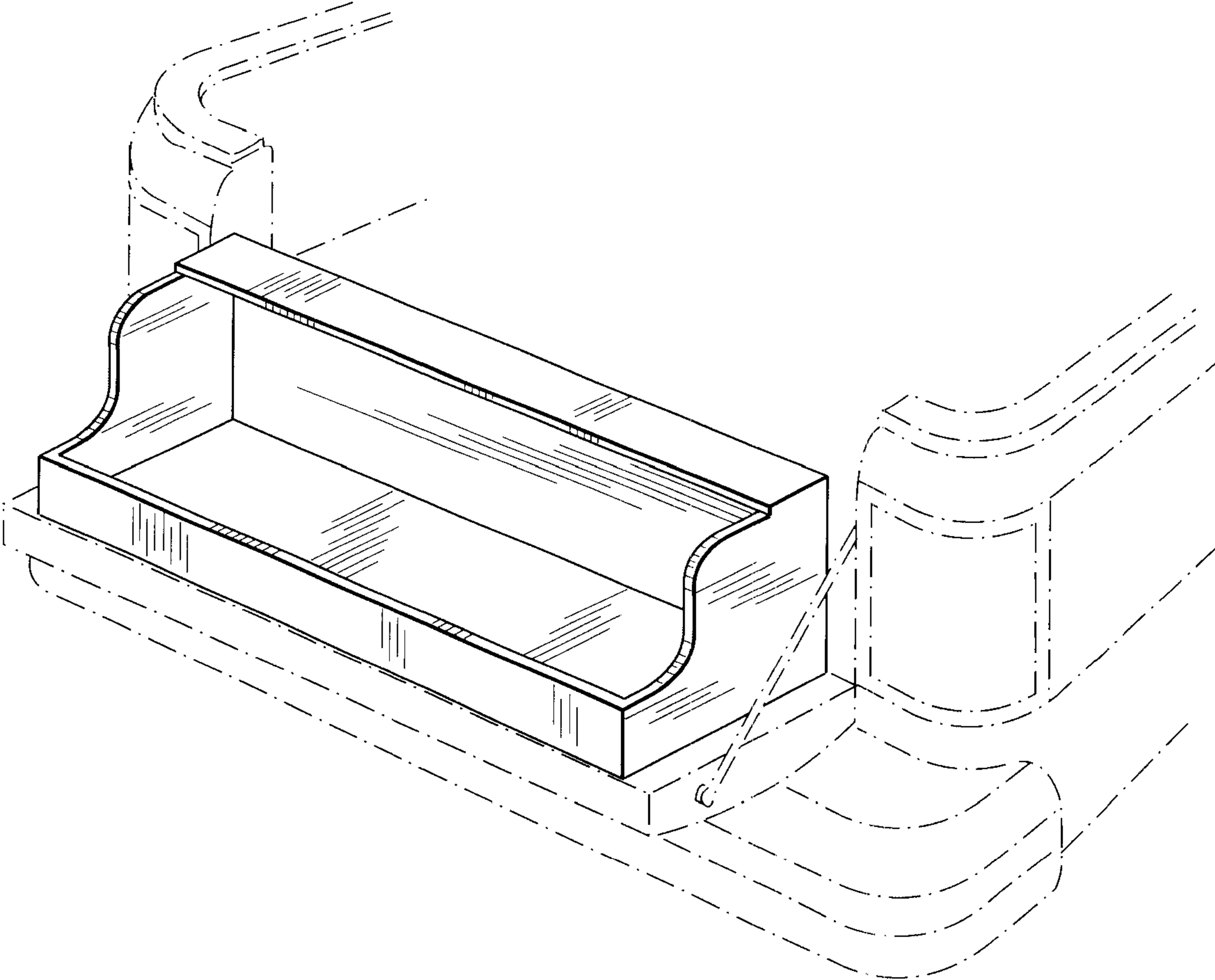


FIG. 1

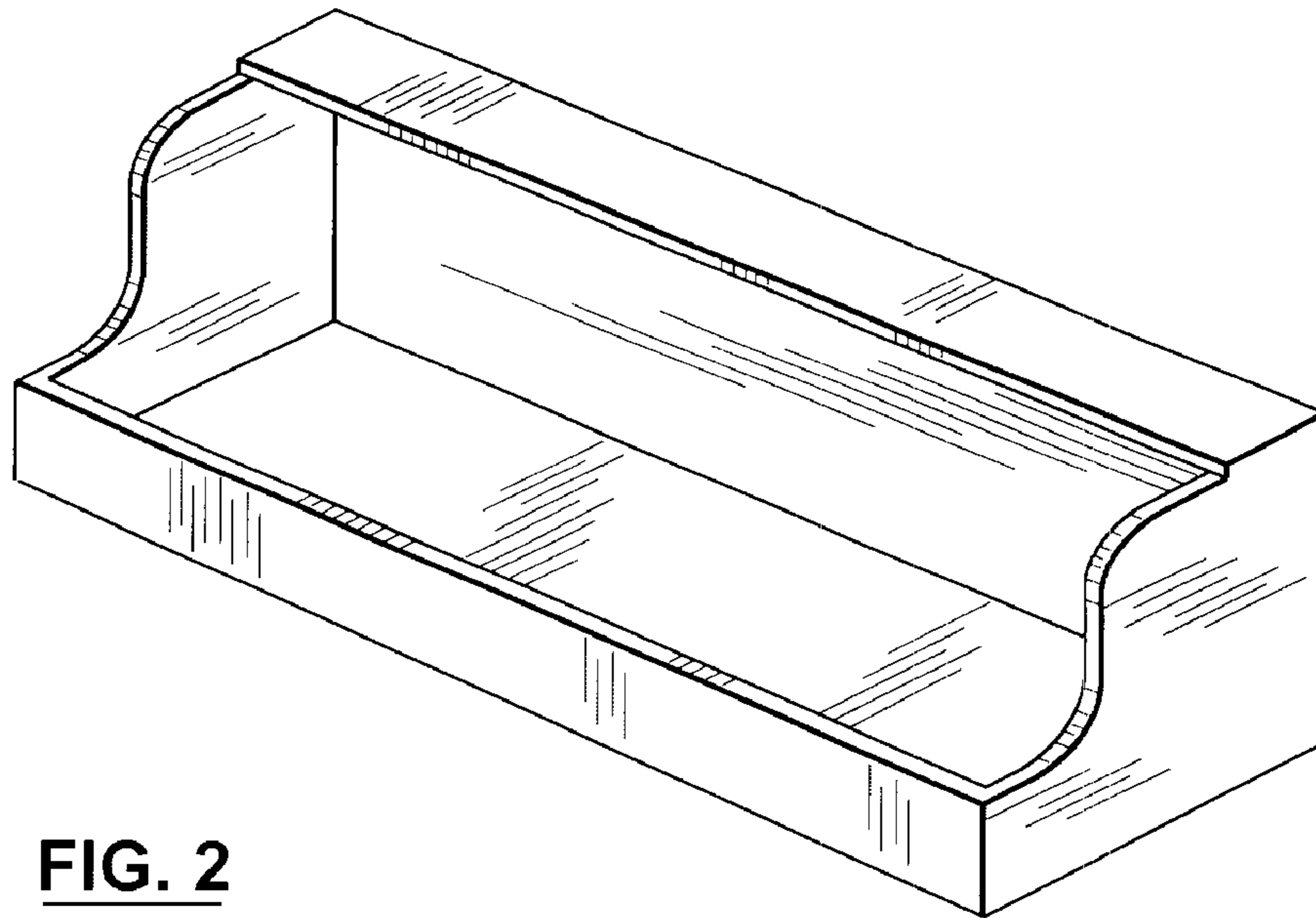


FIG. 2

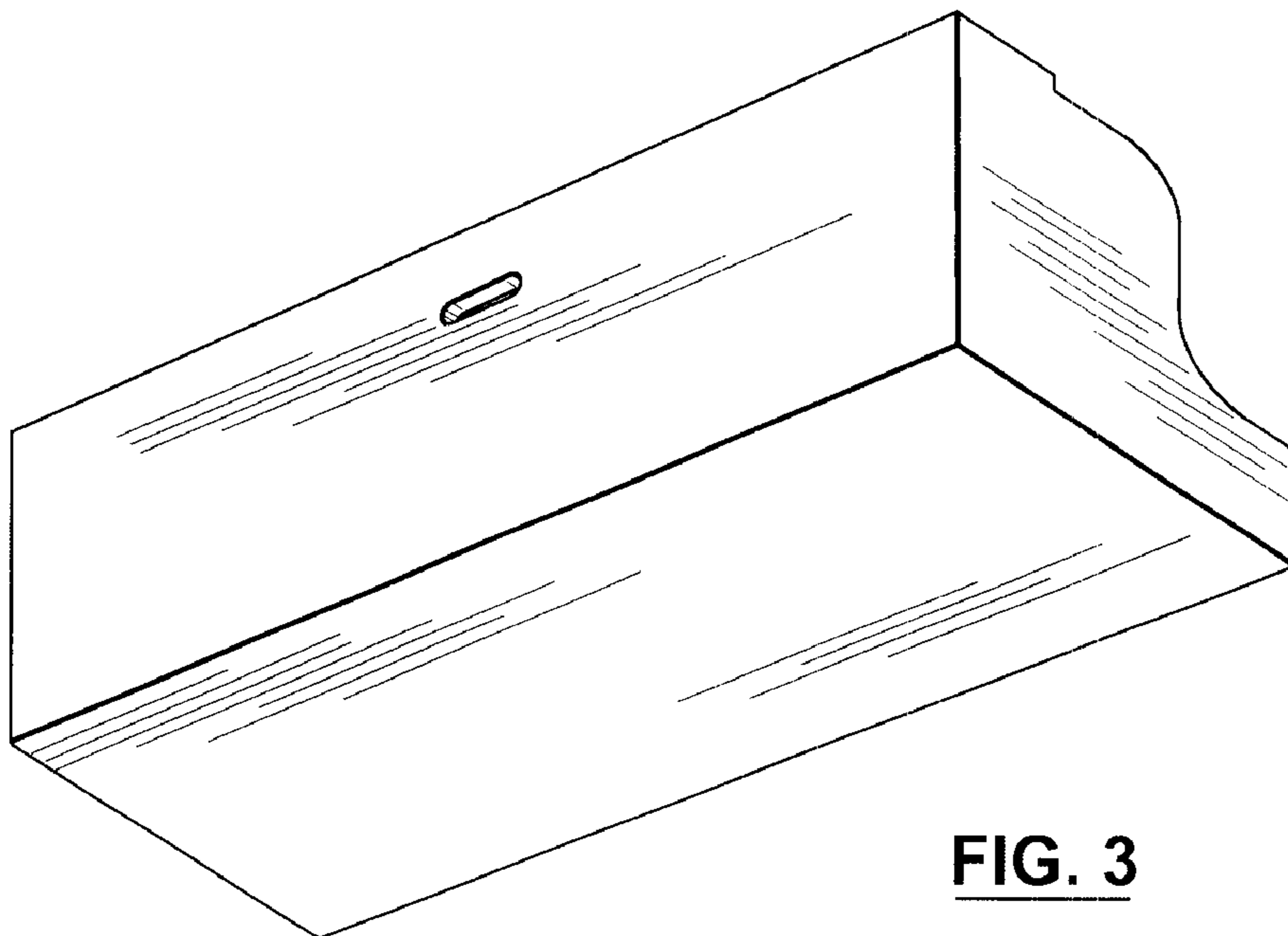


FIG. 3




FIG. 7

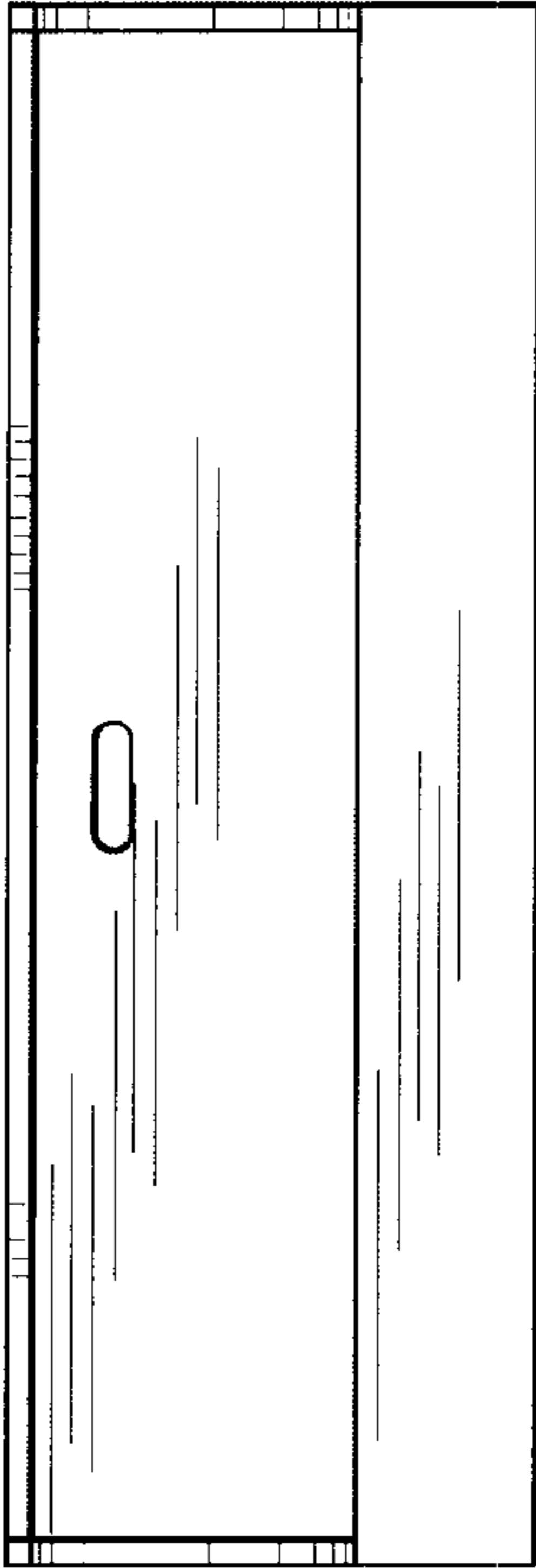


FIG. 5




FIG. 8

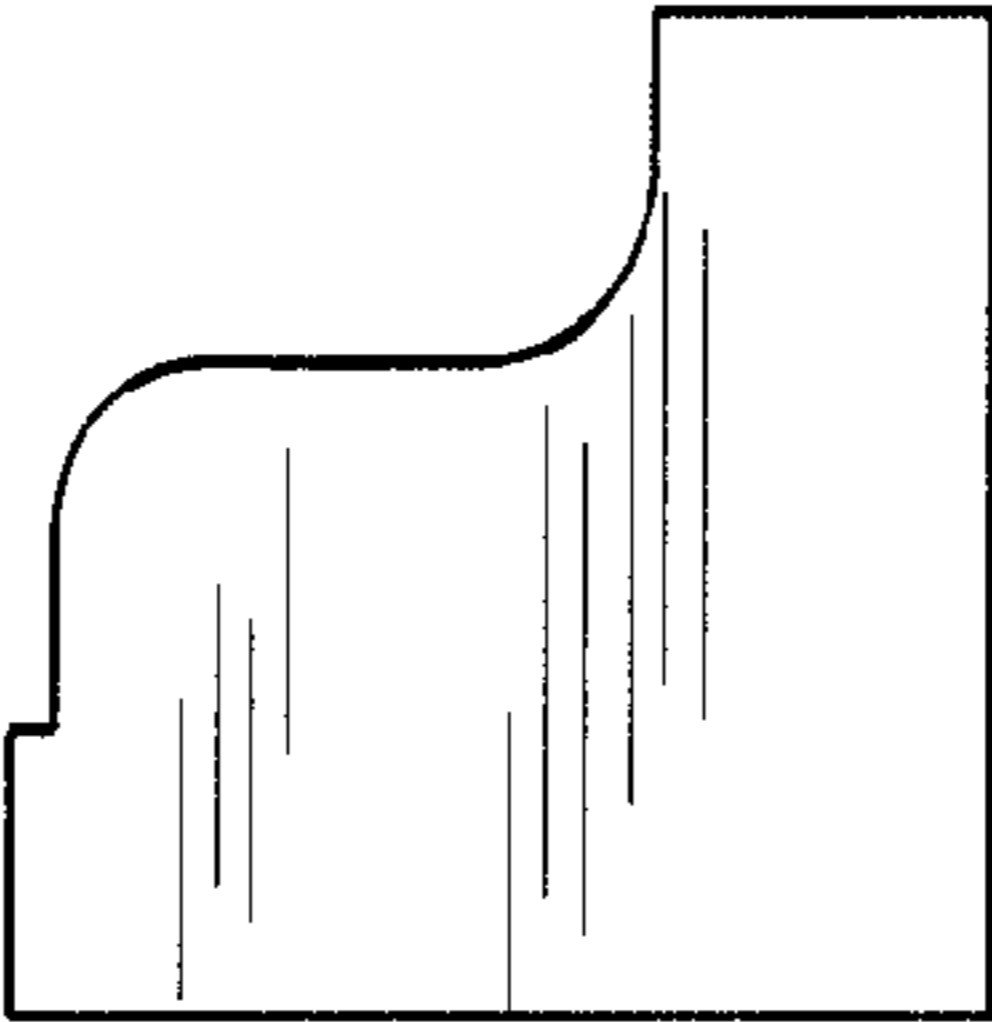


FIG. 4

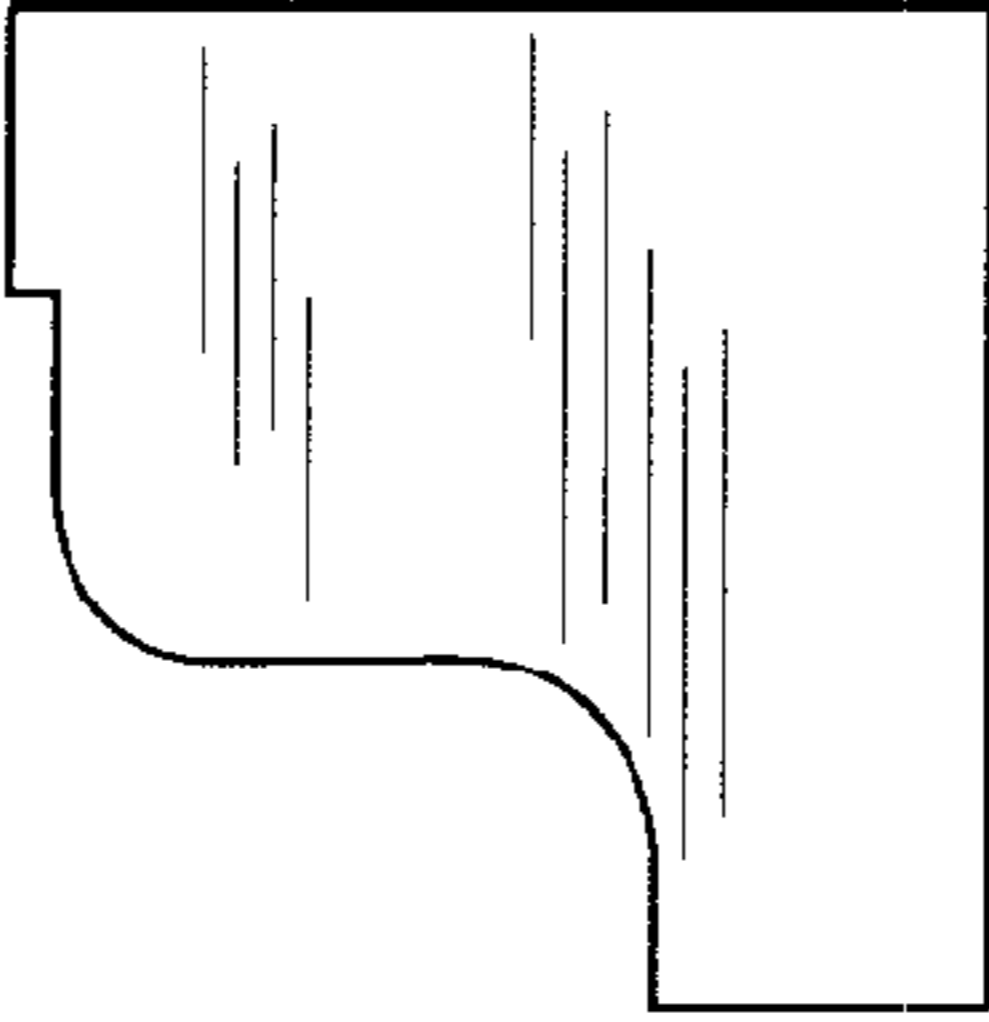


FIG. 6

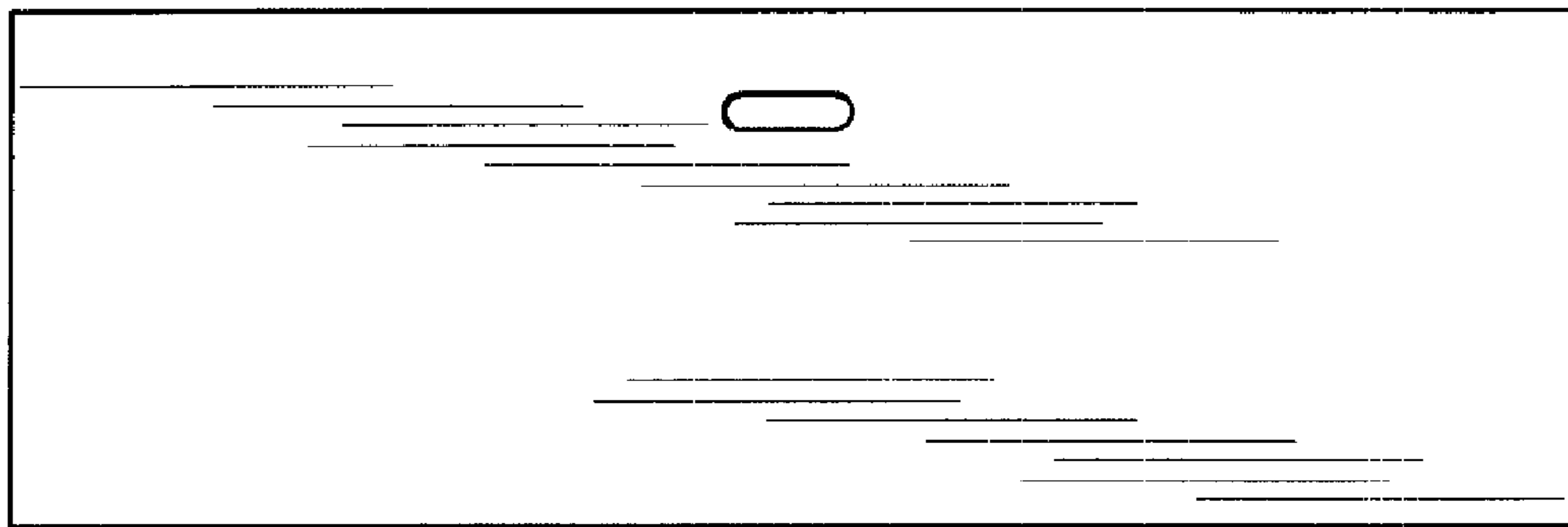


FIG. 9