

US00D504821S

(12) **United States Design Patent**
Ptacek

(10) **Patent No.:** **US D504,821 S**
(45) **Date of Patent:** **** May 10, 2005**

(54) **POINT OF PURCHASE DISPLAY**

- (75) Inventor: **Robert J. Ptacek**, Medina, OH (US)
- (73) Assignee: **Master Mfg. Co., Inc.**, Cleveland, OH (US)
- (**) Term: **14 Years**
- (21) Appl. No.: **29/165,402**
- (22) Filed: **Aug. 9, 2002**
- (51) **LOC (7) Cl.** **09-07**
- (52) **U.S. Cl.** **D9/457**
- (58) **Field of Search** D9/414, 415, 457, D9/433, 418; 206/464, 465

(56) **References Cited**

U.S. PATENT DOCUMENTS

1,940,078	A	*	12/1933	Cooper	206/464
3,391,783	A	*	7/1968	Gantz	206/464
5,791,470	A	*	8/1998	Usui	206/464
D400,104	S	*	10/1998	Ash et al.	D9/457
6,394,329	B1		5/2002	Magee		
D472,468	S	*	4/2003	Kardush	D9/457
D479,998	S	*	9/2003	Kardush	D9/457

* cited by examiner

Primary Examiner—Louis S. Zarfes

(74) *Attorney, Agent, or Firm*—Renner, Otto, Boisselle & Sklar, LLP

(57) **CLAIM**

I claim the ornamental design for a point of purchase display, as shown and described.

DESCRIPTION

FIG. 1 is a front view of a point of purchase display of the present invention showing my new design; the back view of the point of purchase display is the same as the front view; FIG. 2 is a right side view of the point of purchase display of FIG. 1; the left side view is the same as the right side view;

FIG. 3 is a top view of the point of purchase display of FIG. 1; the bottom view is the same as the top view;

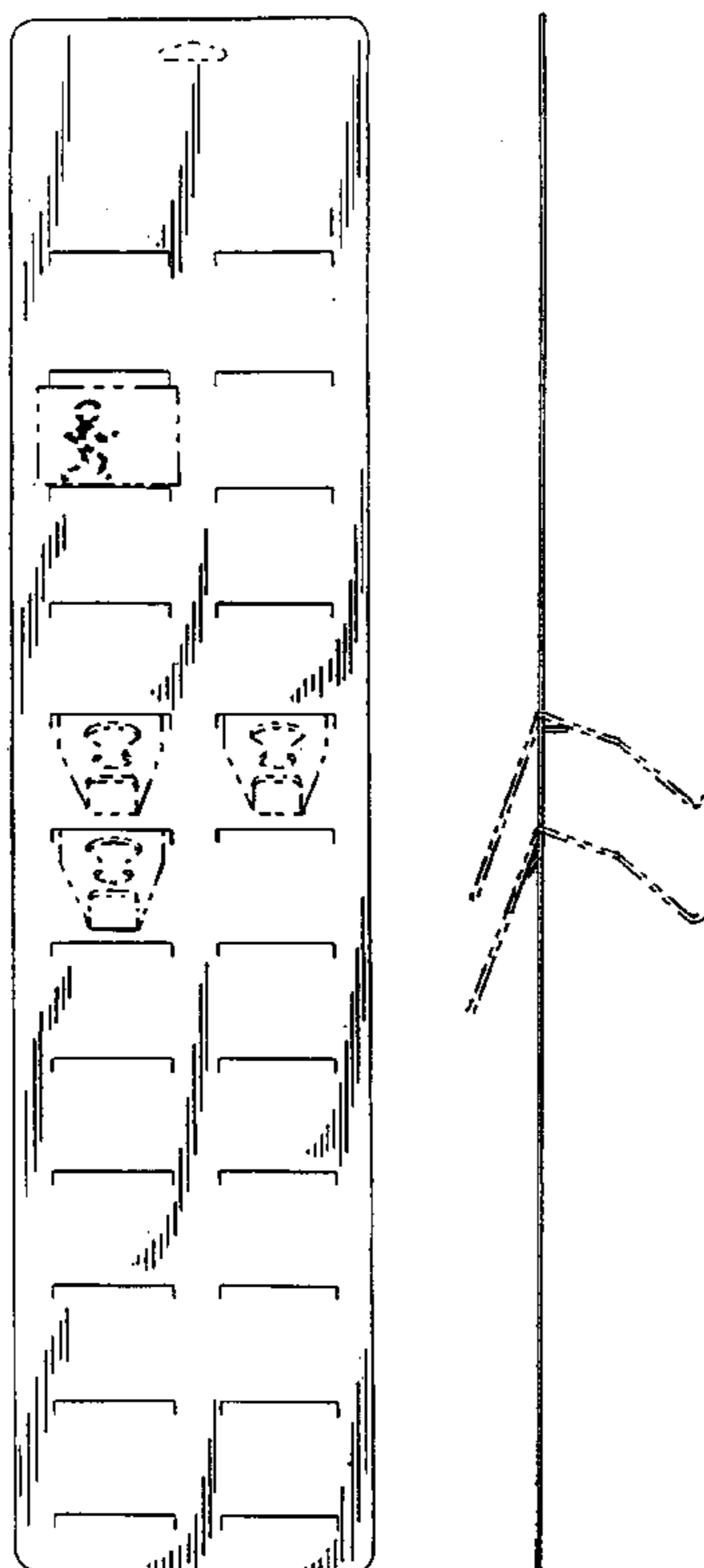
FIG. 4 is a front view of a point of purchase display similar to FIG. 1, but showing schematically in dotted outline a right-angle device therein for display for possible sale; the right-angle device is not claimed;

FIG. 5 is a side view of a point of purchase display similar to FIG. 2, but showing schematically in dotted outline a right-angle device therein for display for possible sale; the right-angle device is not claimed; and,

FIG. 6 is a back view of a point of purchase display similar to FIG. 1, but showing schematically in dotted outline a right-angle device therein for display for possible sale; the right-angle device is not claimed.

The broken line showing of the aperture in FIGS. 1, 4 and 6 is for illustrative purposes only and forms no part of the claimed design.

1 Claim, 2 Drawing Sheets



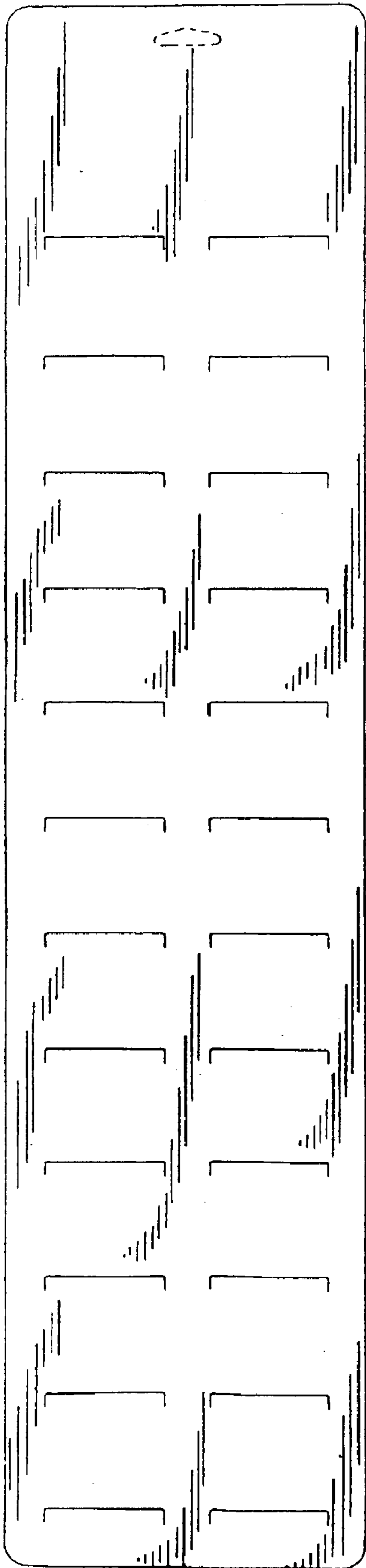


FIG. 1




FIG. 3

FIG. 2



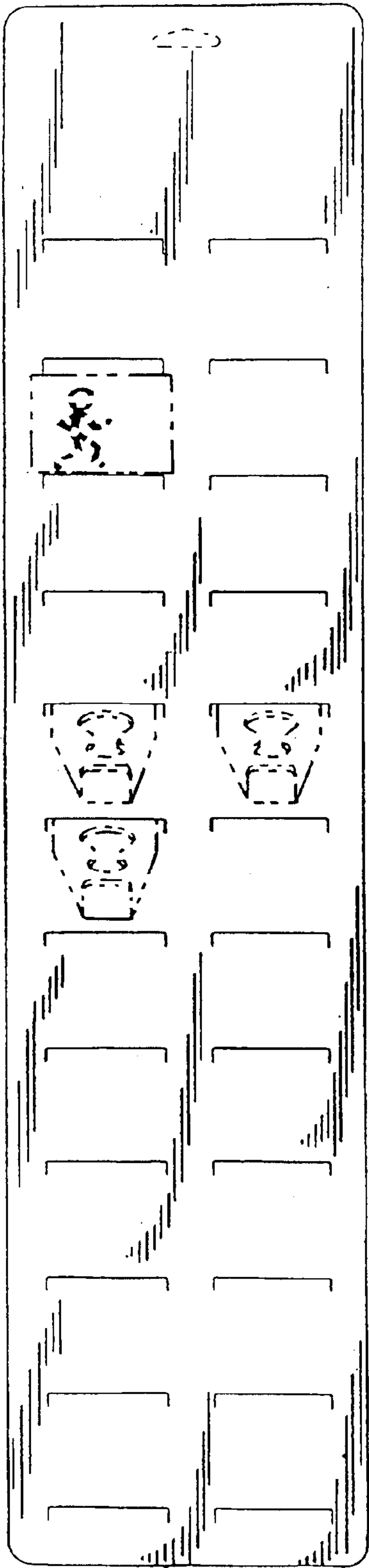


FIG. 4

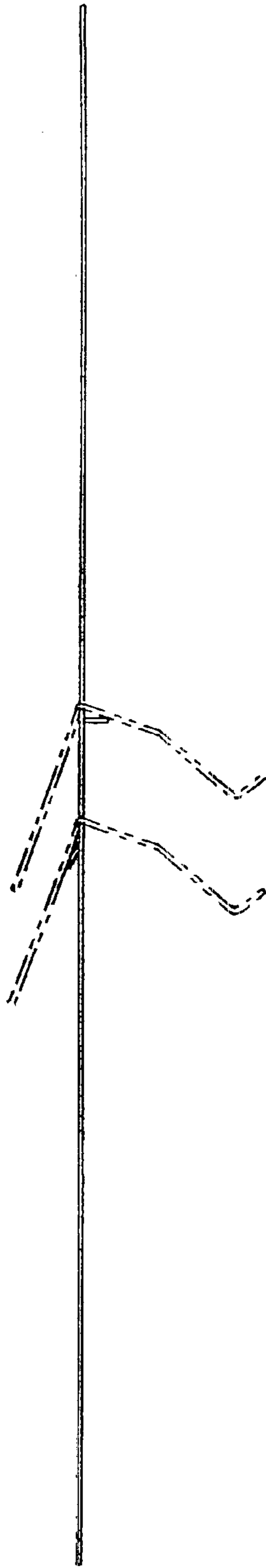


FIG. 5

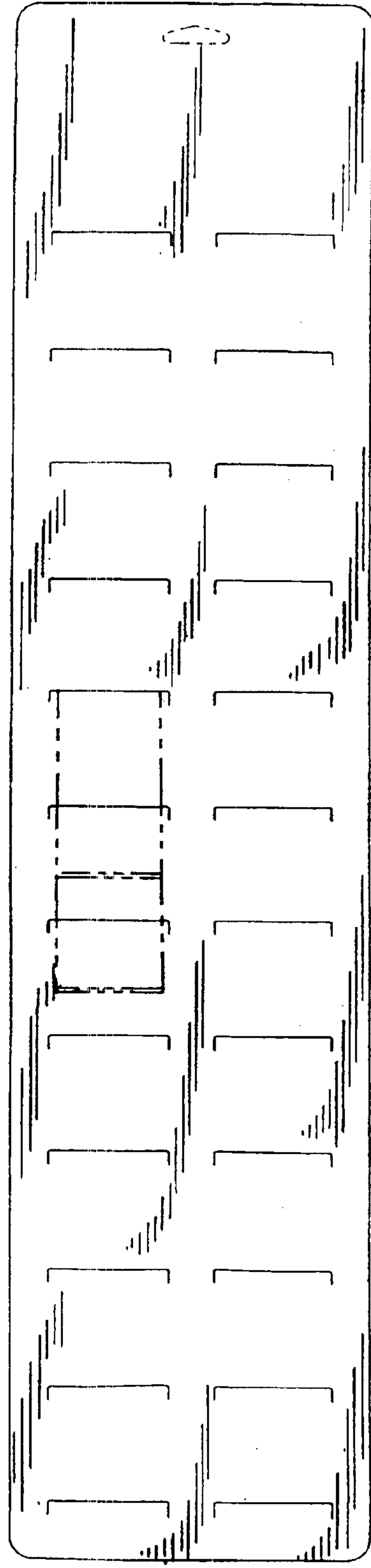


FIG. 6