



US00D504814S

(12) **United States Design Patent**
Bretz et al.

(10) **Patent No.: US D504,814 S**
(45) **Date of Patent: ** May 10, 2005**

- (54) **BOTTLE**
- (75) Inventors: **John M. Bretz**, Crystal Lake, IL (US);
John L. Konieczka, Lake Barrington,
IL (US); **Scott A. Schoessel**, Evanston,
IL (US); **Jill Maine**, Chicago, IL (US);
Roland Charriez, Mohegan Lake, NY
(US)
- (73) Assignee: **Stokely-Van Camp, Inc.**, Chicago, IL
(US)
- (**) Term: **14 Years**
- (21) Appl. No.: **29/207,278**
- (22) Filed: **Jun. 10, 2004**

- 5,549,210 A * 8/1996 Cheng 215/375
- 5,762,221 A 6/1998 Tobias et al.
- D418,414 S * 1/2000 Cheng et al. D9/434
- 6,044,996 A 4/2000 Carew et al.
- D426,460 S 6/2000 Krishnakumar et al.
- D433,322 S 11/2000 Krishnakumar et al.
- D435,216 S * 12/2000 Paoloski D9/434
- D438,455 S 3/2001 Bretz et al.
- D438,456 S 3/2001 Bretz et al.
- D441,641 S 5/2001 Piccioli et al.
- D442,474 S 5/2001 Piccioli et al.
- D445,033 S 7/2001 Bretz et al.
- D446,112 S 8/2001 Bretz et al.
- D446,446 S 8/2001 Bretz et al.
- D446,711 S 8/2001 Bretz et al.
- D449,527 S * 10/2001 Bretz et al. D9/434
- D454,786 S * 3/2002 Zboch et al. D9/434
- D456,704 S 5/2002 Ranchetti
- D457,055 S 5/2002 Ranchetti
- D457,056 S 5/2002 Ranchetti
- 6,662,960 B2 12/2003 Hong et al.

Related U.S. Application Data

- (62) Division of application No. 29/169,391, filed on Oct. 18,
2002.
- (51) **LOC (7) Cl.** **09-01**
- (52) **U.S. Cl.** **D9/434**
- (58) **Field of Search** D9/307, 500-504,
D9/516-521, 537-543, 549, 567-570; 215/375,
379-383, 400

* cited by examiner

Primary Examiner—Sandra Morris

(74) *Attorney, Agent, or Firm*—Lars S. Johnson; James D.
Ryndak

(57) **CLAIM**

The ornamental design for a bottle, as shown and described.

(56) **References Cited**

U.S. PATENT DOCUMENTS

- D294,462 S 3/1988 Ota et al.
- D294,678 S 3/1988 Papa
- D294,679 S 3/1988 Griesing et al.
- 4,785,949 A * 11/1988 Krishnakumar et al. 215/375
- 5,067,622 A 11/1991 Garver et al.
- D330,330 S * 10/1992 Behm et al. D9/434
- D369,499 S 5/1996 Scott et al.

DESCRIPTION

FIG. 1 is a perspective view of a bottle, showing the new design, the broken line showing is for illustrative purposes only, and forms no part of the claimed design;

FIG. 2 is an elevational view of the FIG. 1 embodiment;

FIG. 3 is a top plan view thereof; and,

FIG. 4 is a bottom plan view thereof.

1 Claim, 2 Drawing Sheets




FIG. 1

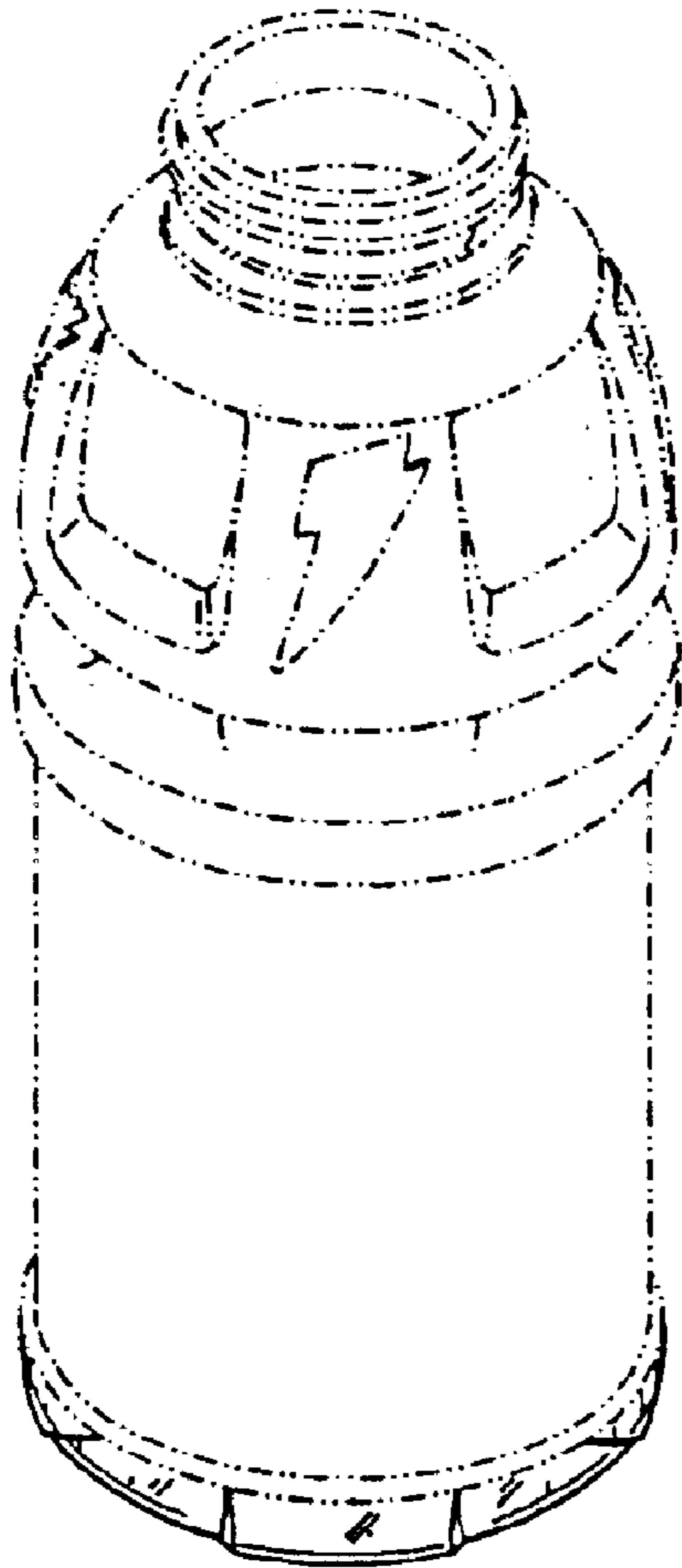



FIG. 2



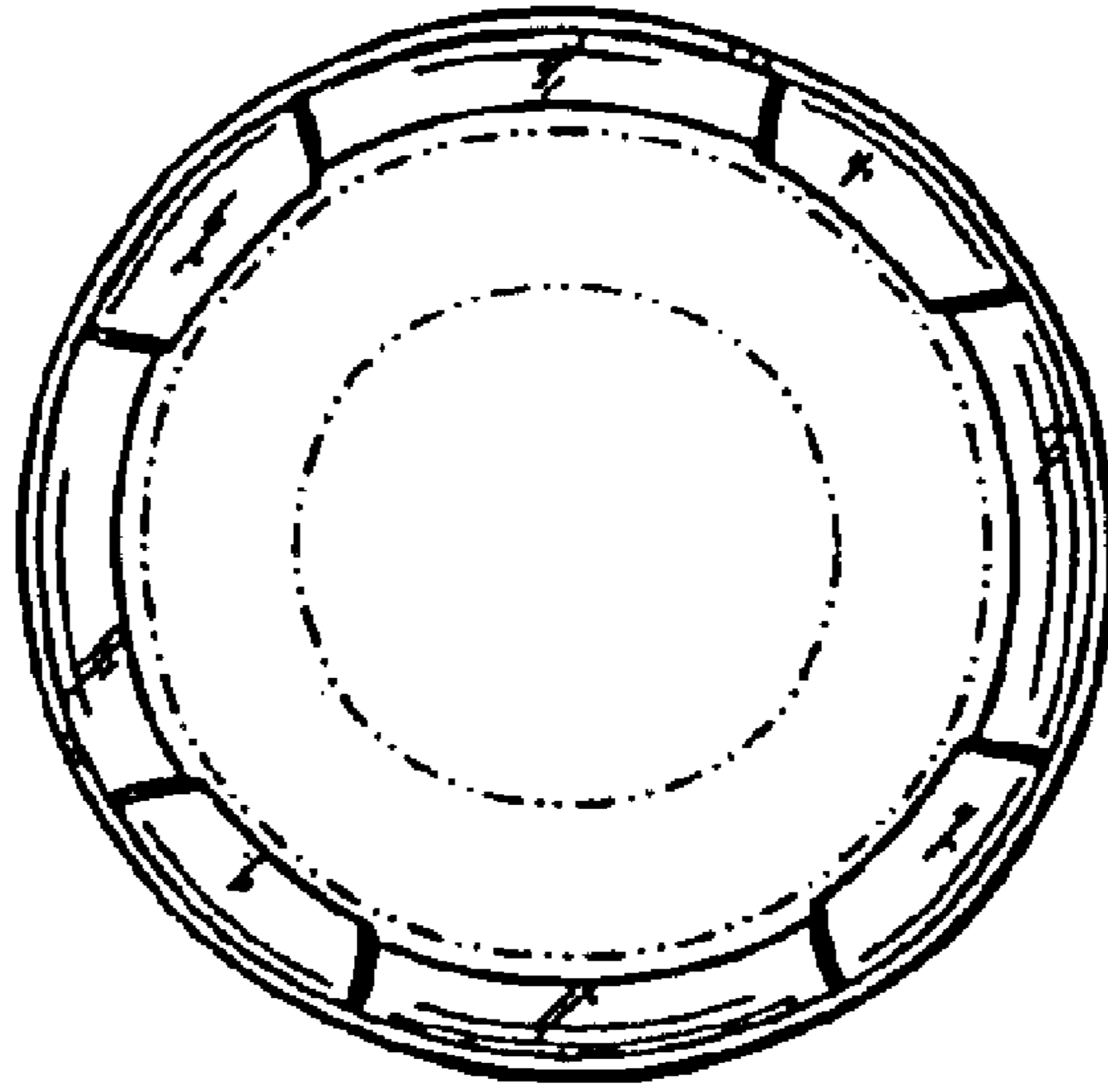


FIG. 3

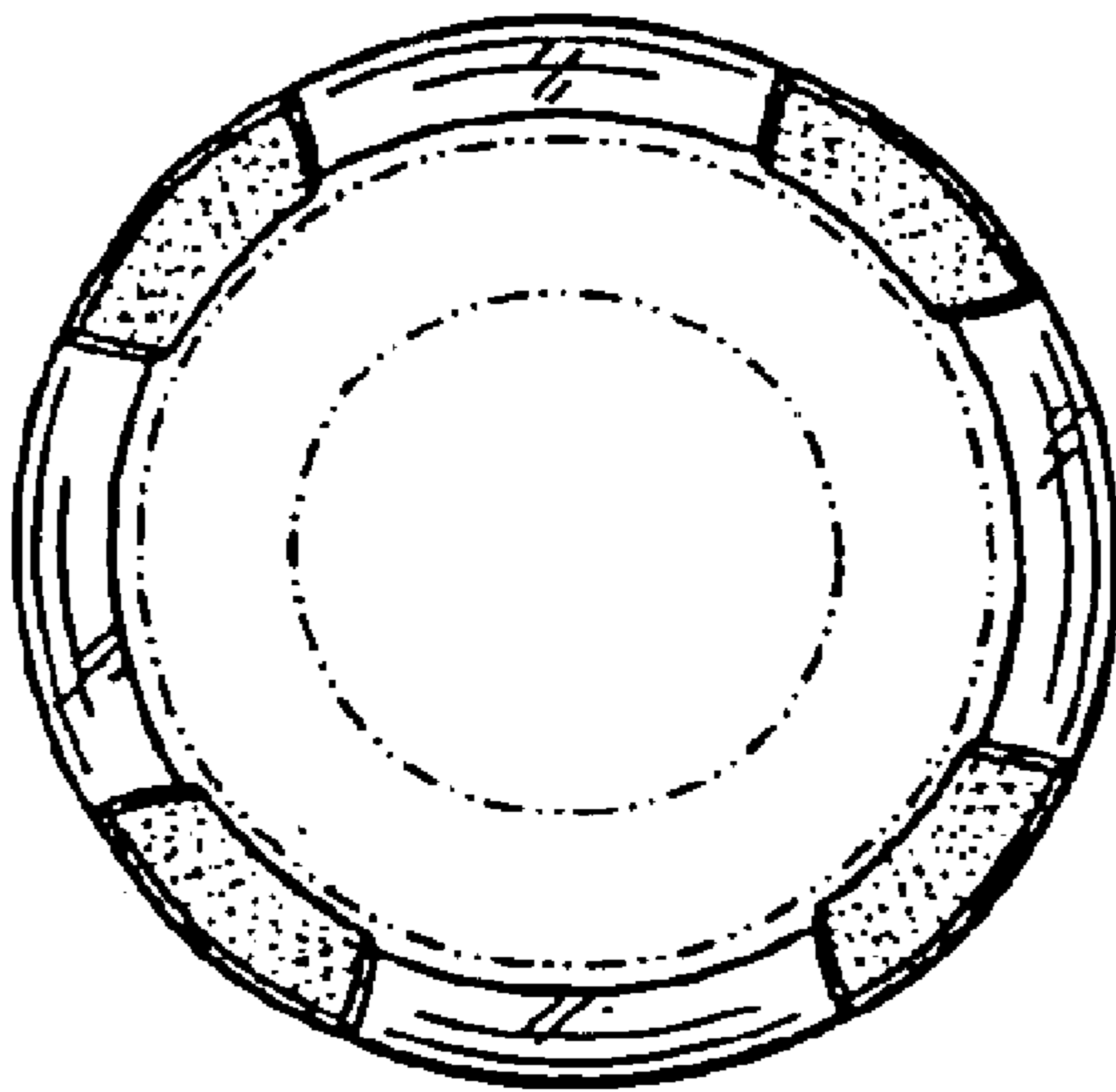


FIG. 4