

US00D504782S

(12) **United States Design Patent**
Moser

(10) **Patent No.:** **US D504,782 S**

(45) **Date of Patent:** **** May 10, 2005**

(54) **CHAIR**

D488,310 S * 4/2004 Berry et al. D6/334
D488,933 S * 4/2004 Neggers D6/334

(75) Inventor: **David Moser**, Portland, ME (US)

(73) Assignee: **Thos. Moser Cabinetmakers**, Auburn, ME (US)

(**) Term: **14 Years**

(21) Appl. No.: **29/207,074**

(22) Filed: **Jun. 8, 2004**

(51) **LOC (7) Cl.** **06-01**

(52) **U.S. Cl.** **D6/334**

(58) **Field of Search** D6/334-336, 500-502;
297/445.1, 446.1

(56) **References Cited**

U.S. PATENT DOCUMENTS

D225,496 S	*	12/1972	Rice	D6/334
D364,743 S	*	12/1995	Lewis	D6/334
D466,313 S	*	12/2002	Hutton	D6/334
D468,914 S	*	1/2003	Clark et al.	D6/334
D477,720 S	*	7/2003	Diaz-Azcuy	D6/369

OTHER PUBLICATIONS

Chair 3839. Nic Liesenbein's Sons Catalog. Received Oct. 18, 1924. p.78. Located in Examiner's Office.*

* cited by examiner

Primary Examiner—Joel A. Sincavage

Assistant Examiner—Vy Nguyen

(74) *Attorney, Agent, or Firm*—Kilpatrick Stockton LLP

(57) **CLAIM**

The ornamental design for a chair, as shown and described.

DESCRIPTION

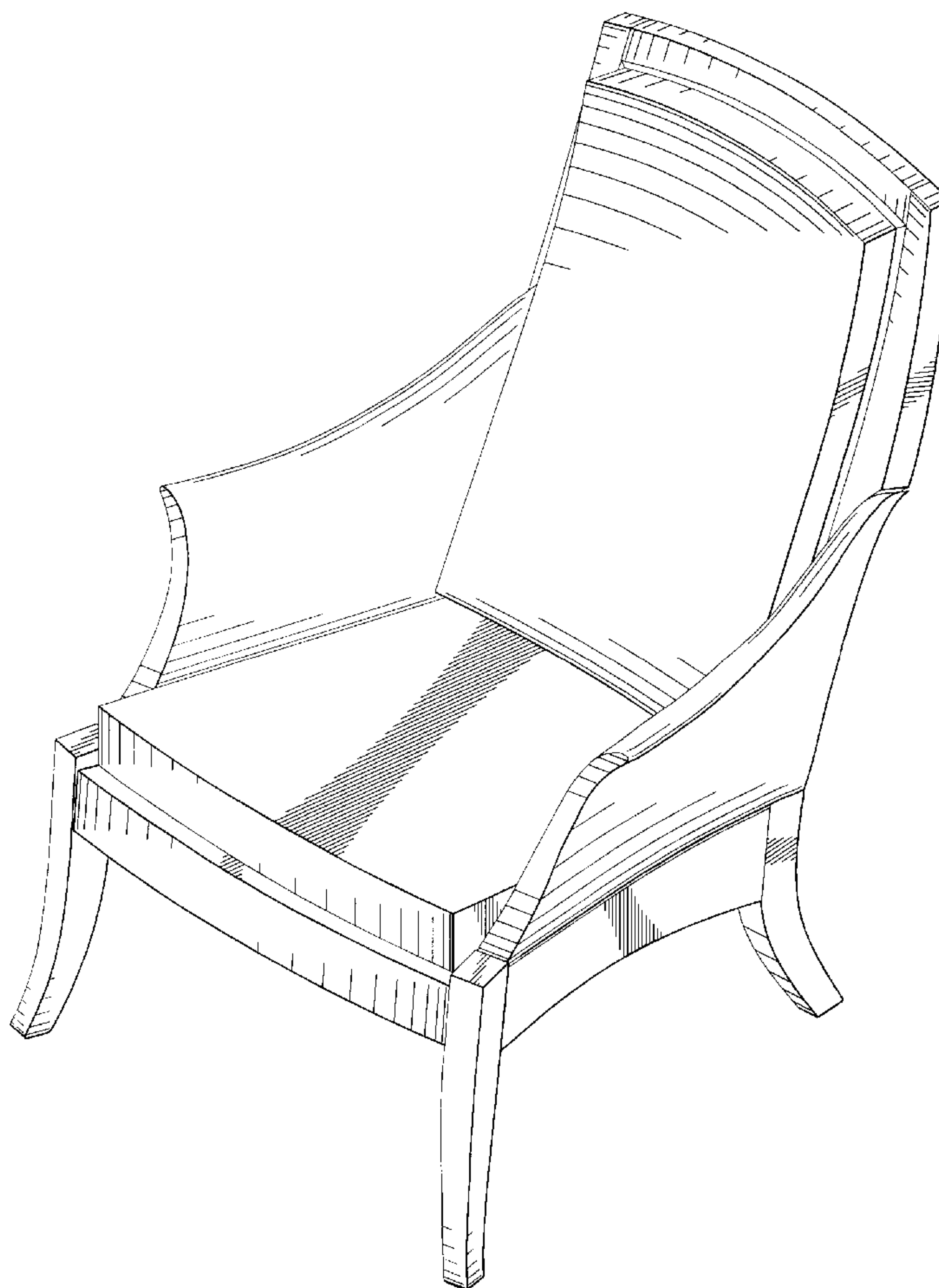
FIG. 1 shows a perspective view of a chair according to the present invention.

FIG. 2 shows a front view of the chair of FIG. 1.

FIG. 3 shows a right side view of the chair of FIG. 1, the left side view being a mirror image of the right side view; and,

FIG. 4 shows a top view of the chair of FIG. 1.

1 Claim, 4 Drawing Sheets



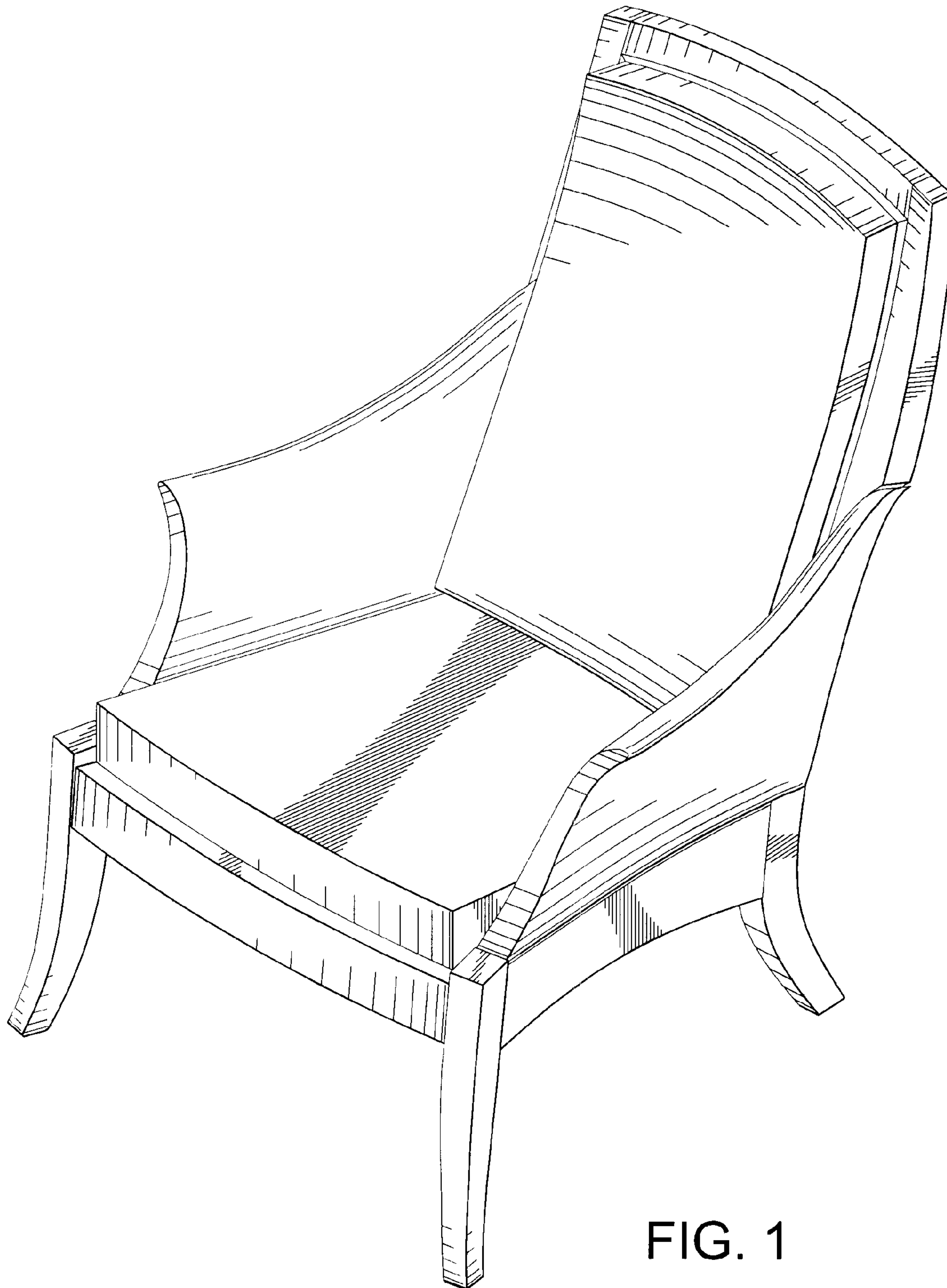


FIG. 1




FIG. 2

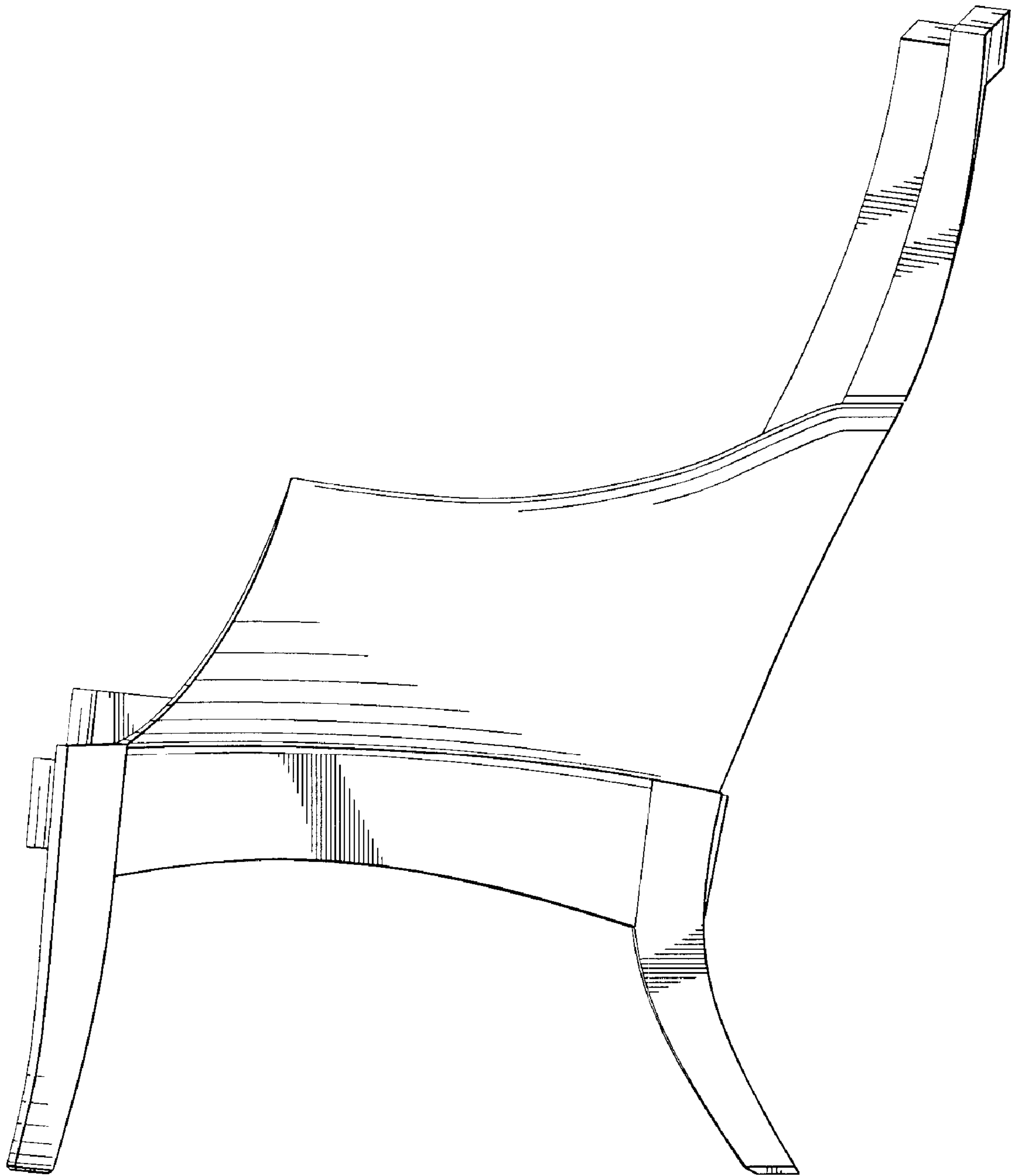


FIG. 3

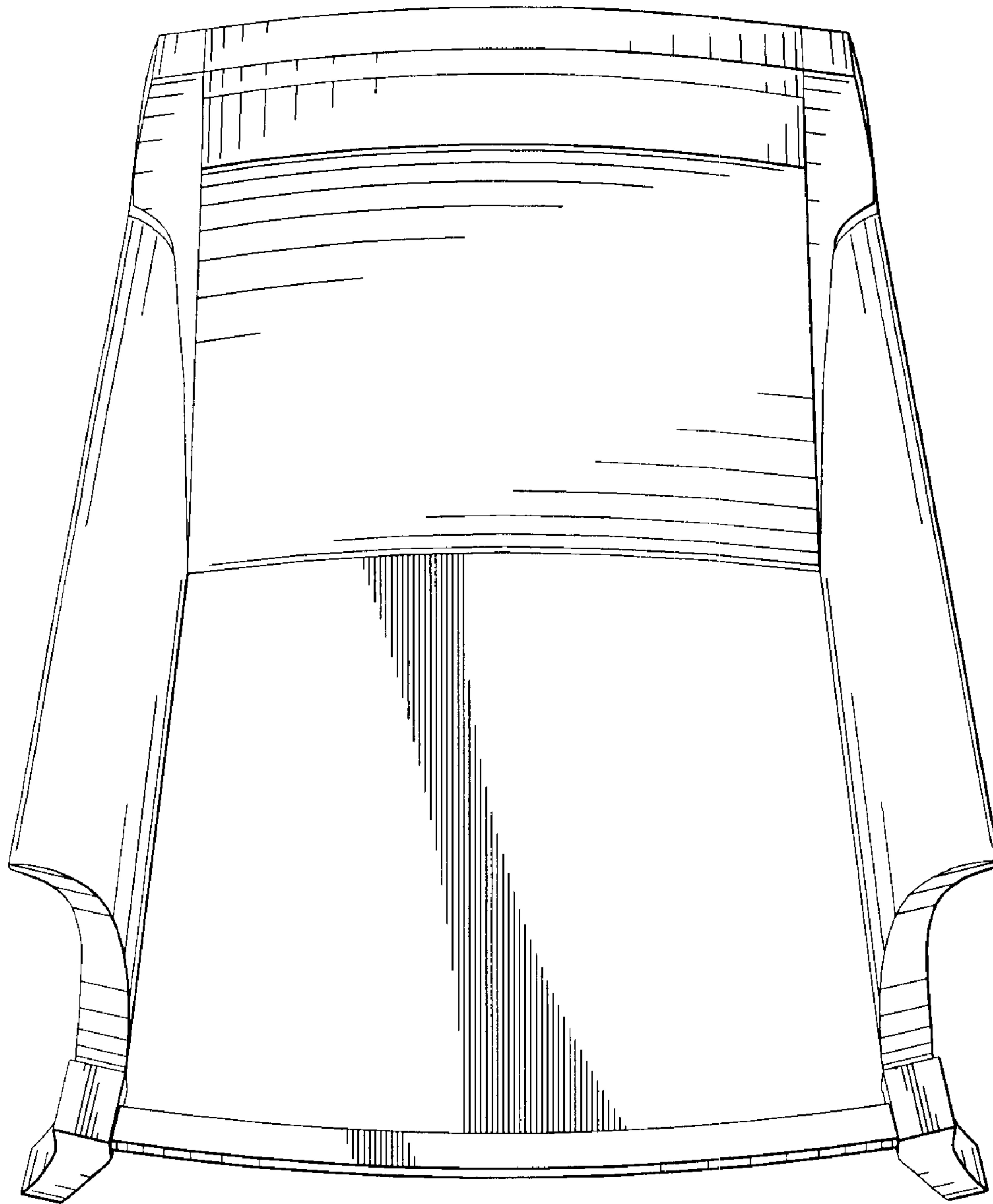


FIG. 4