

US00D504766S

(12) **United States Design Patent**
Cassinelli

(10) **Patent No.:** **US D504,766 S**

(45) **Date of Patent:** **** May 10, 2005**

(54) **LOTTERY SCRATCHER KEYCHAIN**

D362,959 S * 10/1995 Tran D3/208
D403,499 S * 1/1999 Correlli D3/208

(76) **Inventor:** **Lisa Cassinelli**, 1763 Sattler Dr.,
Concord, CA (US) 94519

* cited by examiner

(**) **Term:** **14 Years**

Primary Examiner—Ralf Seifert

(21) **Appl. No.:** **29/172,186**

(57) **CLAIM**

(22) **Filed:** **Dec. 9, 2002**

The ornamental design for a lottery scratcher keychain, as shown.

(51) **LOC (7) Cl.** **03-01**

DESCRIPTION

(52) **U.S. Cl.** **D3/208**

(58) **Field of Search** D3/207–212; 206/37.1,
206/38.1; 150/147; 70/456 R, 456 B, 458,
459; D16/100; D26/38; 40/634

FIG. 1 is a front view of the invention.
FIG. 2 is a front view of the invention including a standard photograph and keychain.

(56) **References Cited**


U.S. PATENT DOCUMENTS

D129,626 S * 9/1941 Stiller D3/207
D283,036 S * 3/1986 Strongwater D20/28
D349,189 S * 8/1994 Hong D3/208
D360,070 S * 7/1995 DiPaolo et al. D3/208

FIG. 3 is a side view of the invention.
FIG. 4 is a top view of the invention.
FIG. 5 is a rear view of the invention; and,
FIG. 6 is a bottom view of the invention.

It being understood that the broken lines are for illustrative purposes only and form no part of the claimed design.

1 Claim, 3 Drawing Sheets



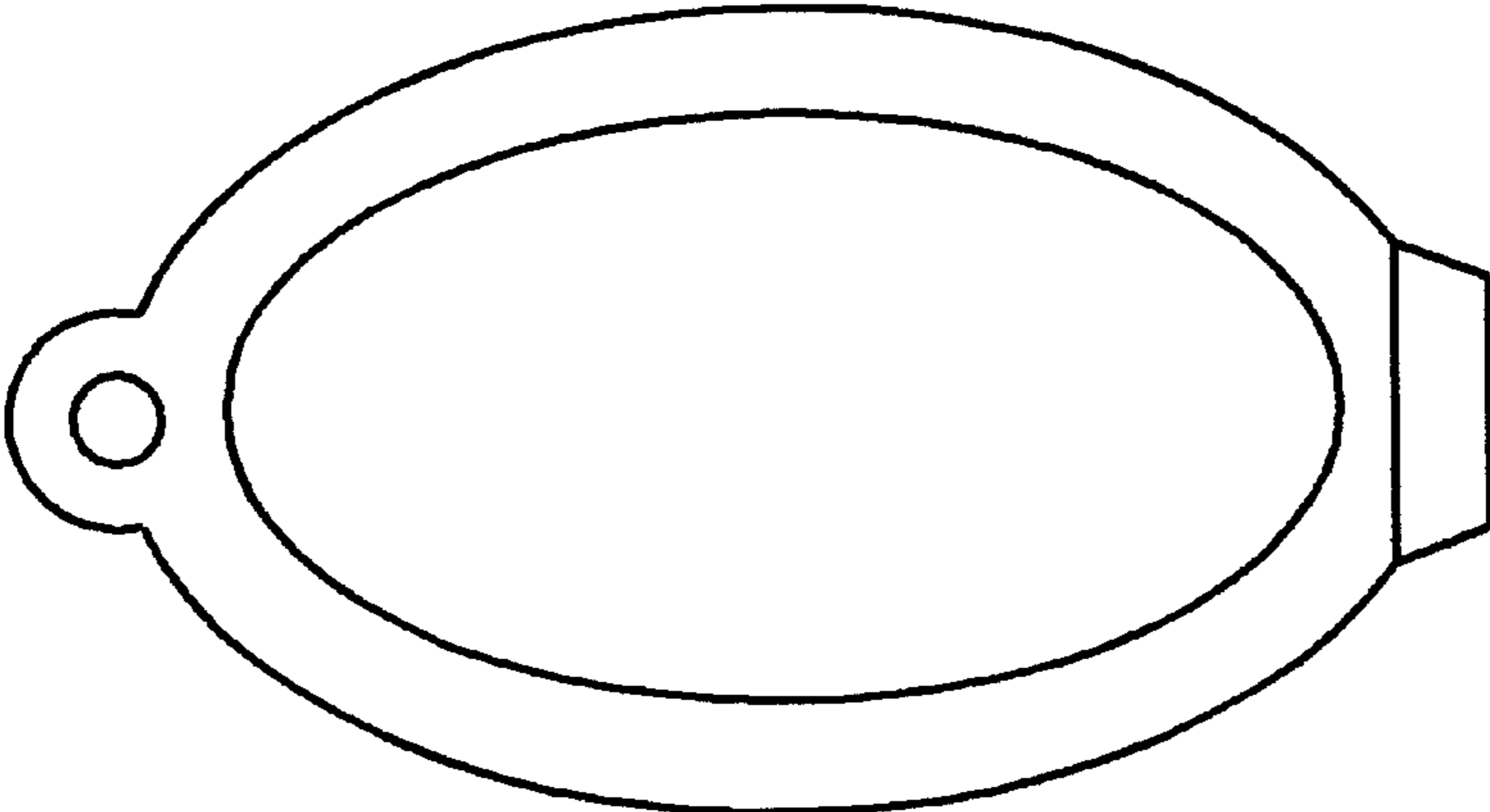


FIG. 1

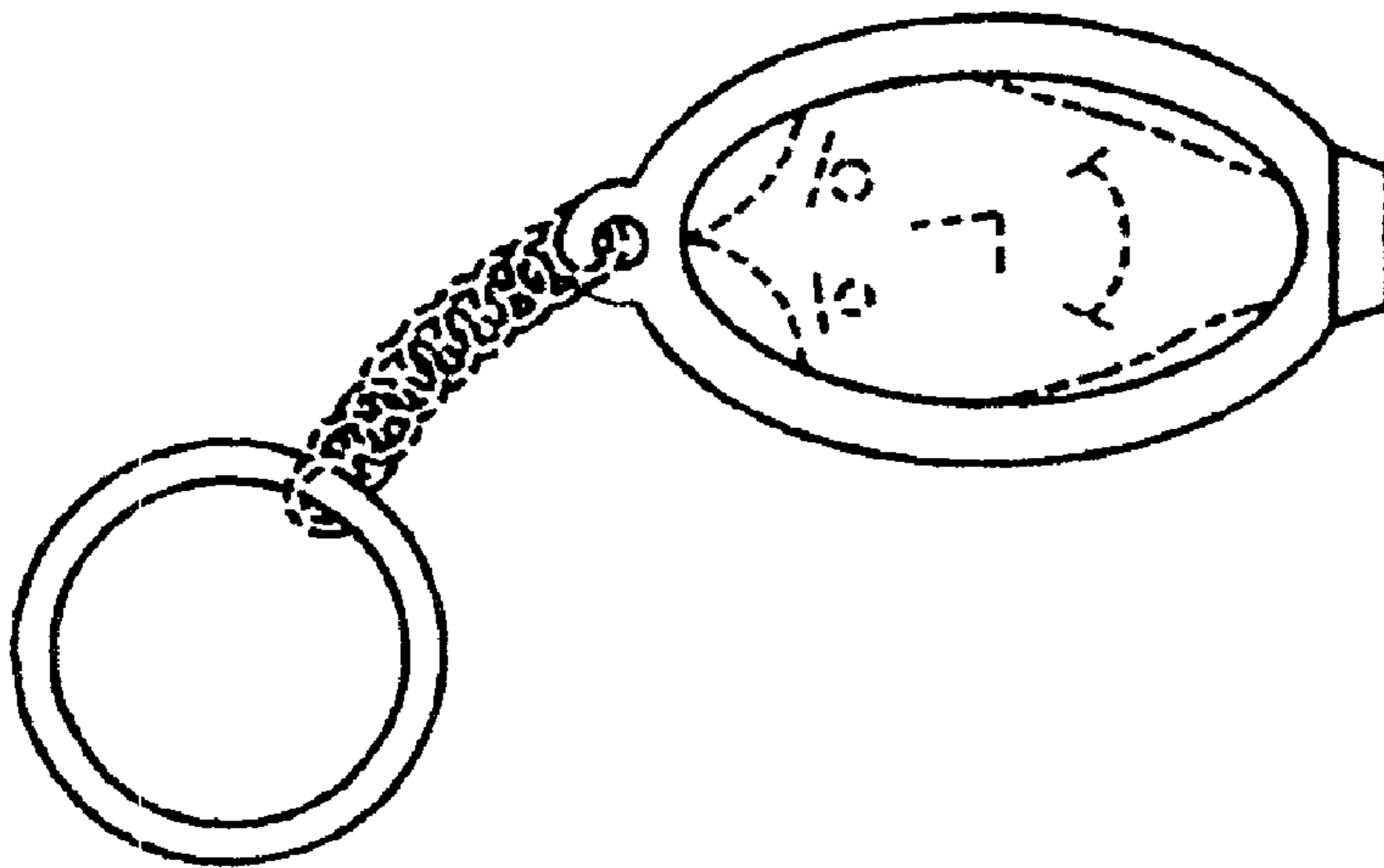


FIG. 2




FIG. 3



FIG. 6




FIG. 5



FIG. 4