

US00D504765S

(12) **United States Design Patent**  
**Roche et al.**

(10) **Patent No.: US D504,765 S**  
(45) **Date of Patent: \*\* May 10, 2005**

(54) **TABLET CASE**

D476,240 S 6/2003 Kuramochi ..... D10/40  
D483,560 S 12/2003 Thompson ..... D3/203  
D484,304 S 12/2003 Sanderson ..... D3/203

(75) Inventors: **Patrick Roche**, Annecy (FR);  
**Christian Saclier**, Ambilly (FR);  
**Lionel Jeannin**, Choisy (FR)

\* cited by examiner

(73) Assignee: **Novartis Consumer Health S.A.**, Nyon  
(CH)

*Primary Examiner*—Catherine R. Oliver  
(74) *Attorney, Agent, or Firm*—John W. Kung

(\*\*) Term: **14 Years**

(57) **CLAIM**

(21) Appl. No.: **29/205,305**

The ornamental design for a tablet case, as shown and described.

(22) Filed: **May 12, 2004**

**DESCRIPTION**

(51) **LOC (7) Cl.** ..... **03-01**

FIG. 1 is a perspective view of a tablet case of our new design;

(52) **U.S. Cl.** ..... **D3/203.2**

FIG. 2 is a left side elevational view of the tablet case of FIG. 1;

(58) **Field of Search** ..... D3/203.2, 201,  
D3/203.3, 205; D9/730-733, 339, 341;  
206/532-540

FIG. 3 is a right side elevational view of the tablet case of FIG. 1;

(56) **References Cited**

FIG. 4 is a front elevational view of the tablet case of FIG. 1;

**U.S. PATENT DOCUMENTS**

FIG. 5 is a rear elevational view of the tablet case of FIG. 1;

|             |   |         |                  |       |          |
|-------------|---|---------|------------------|-------|----------|
| 2,492,864 A | * | 12/1949 | Hermani          | ..... | 206/540  |
| D217,337 S  | * | 4/1970  | Daw              | ..... | D9/732   |
| D278,207 S  | * | 4/1985  | McLaughlin       | ..... | D3/203.2 |
| D336,611 S  |   | 6/1993  | Anderson         | ..... | D9/415   |
| D337,052 S  |   | 7/1993  | Anderson         | ..... | D9/424   |
| D339,286 S  |   | 9/1993  | Kelsey et al.    | ..... | D9/339   |
| D344,889 S  | * | 3/1994  | Kozlowski et al. | ..... | D3/203.2 |
| D380,378 S  |   | 7/1997  | Wood             | ..... | D9/341   |
| D433,935 S  |   | 11/2000 | Lewis            | ..... | D9/431   |
| D439,155 S  |   | 3/2001  | Lewis            | ..... | D9/339   |
| D444,056 S  |   | 6/2001  | Lo               | ..... | D9/341   |
| D468,524 S  | * | 1/2003  | Sinton et al.    | ..... | D3/203.2 |

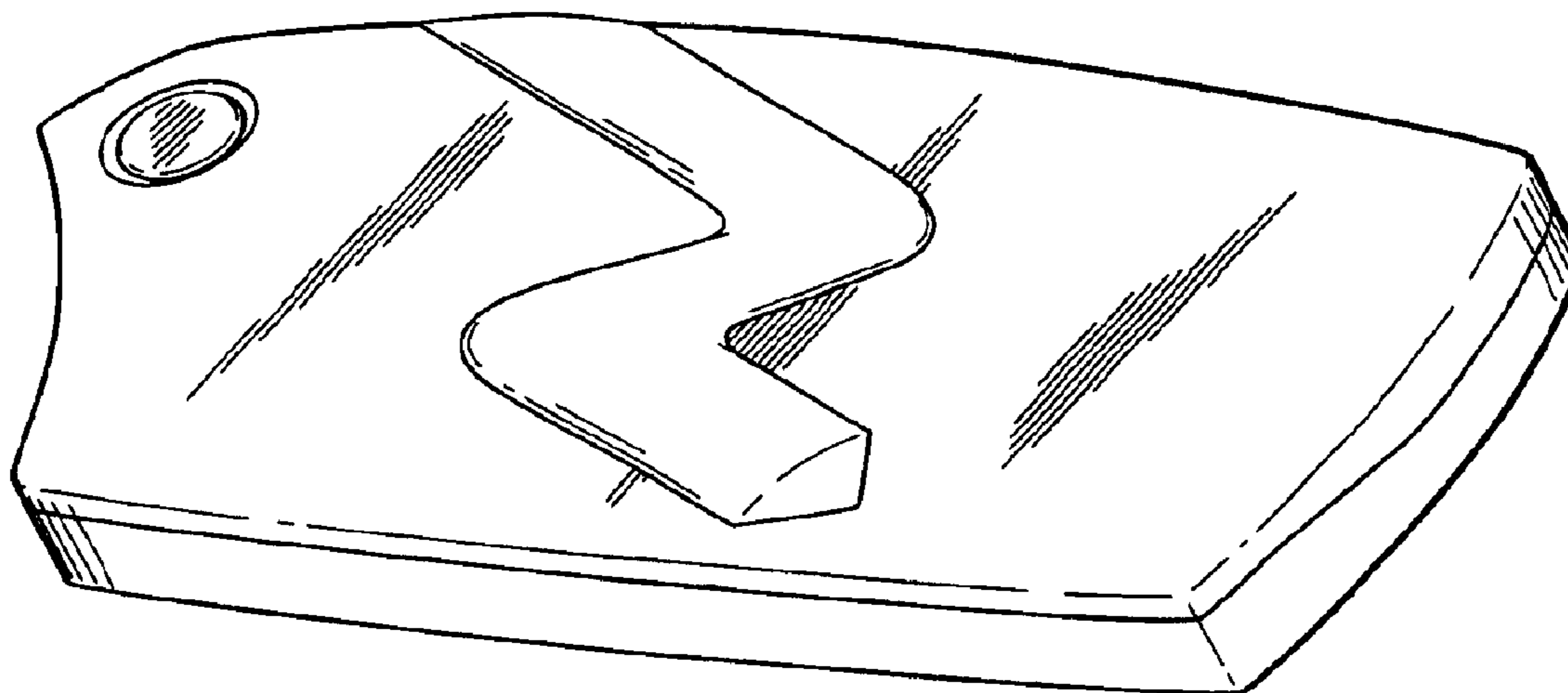
FIG. 6 is a top plan view of the tablet case of FIG. 1;

FIG. 7 is a bottom plan view of the inside of the tablet case of FIG. 1; and,

FIG. 8 is a top plan view showing the inside of the tablet case in the open position.

The tablet wells shown in broken lines in FIGS. 7 and 8 are for illustrative purposes only and form no part of the claimed design.

**1 Claim, 4 Drawing Sheets**



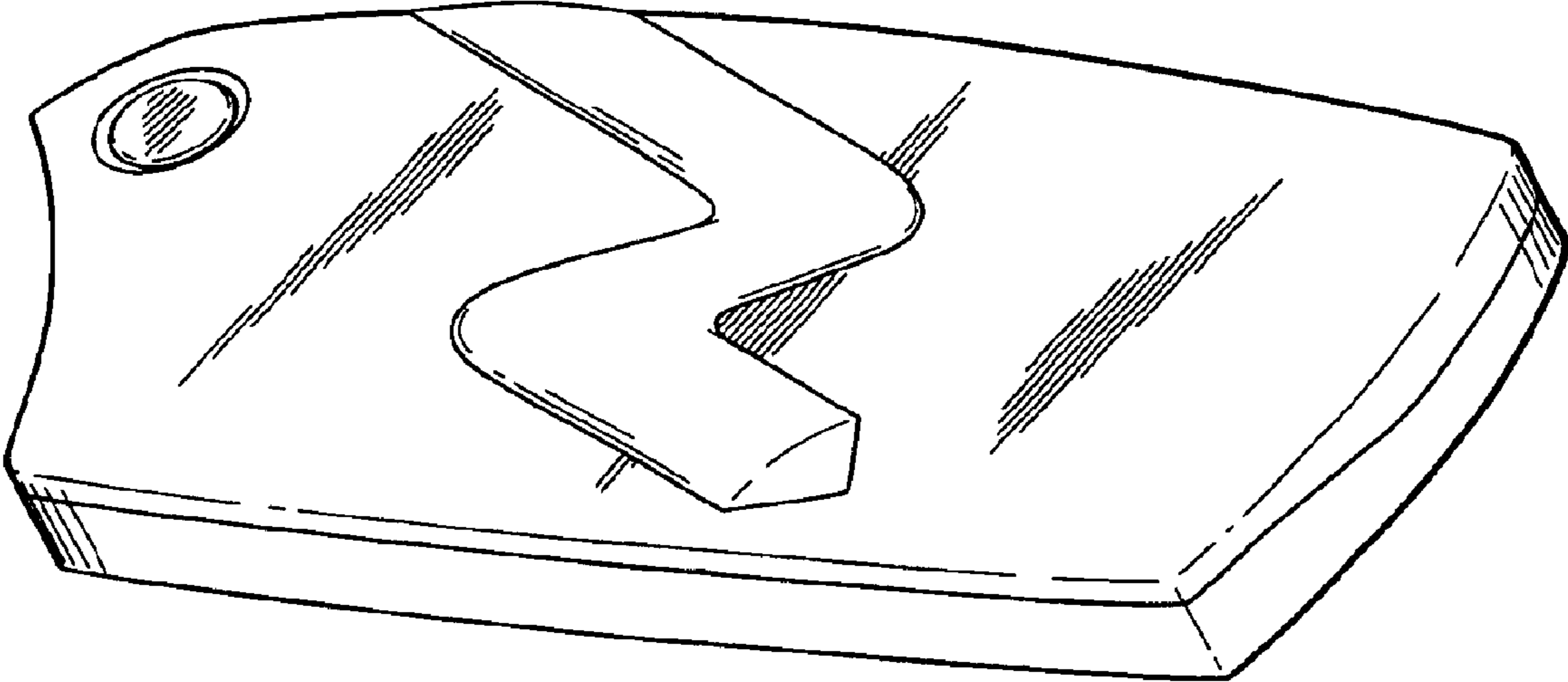


FIG. 1




FIG. 2




FIG. 3




FIG. 4




FIG. 5

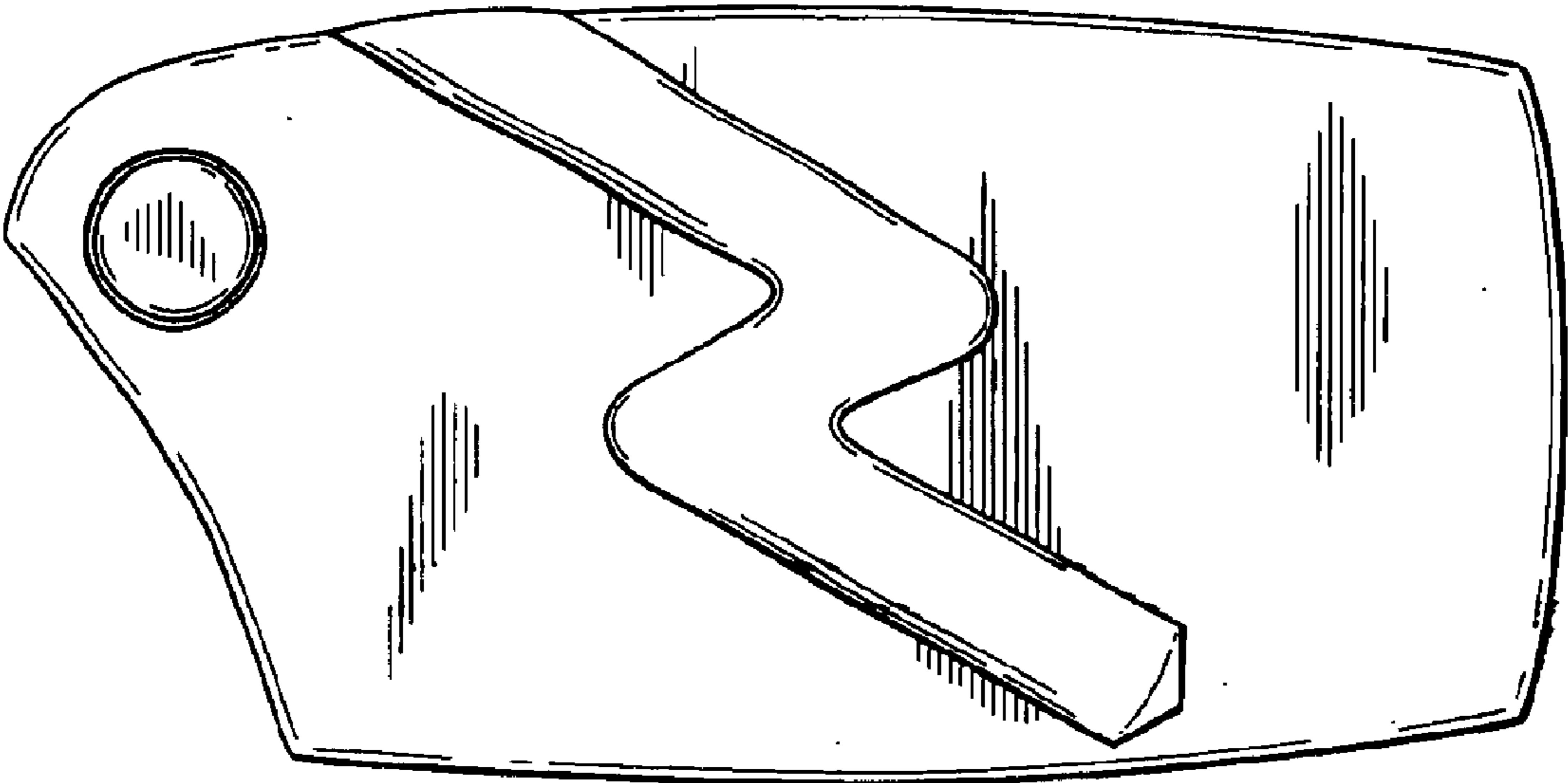


FIG. 6

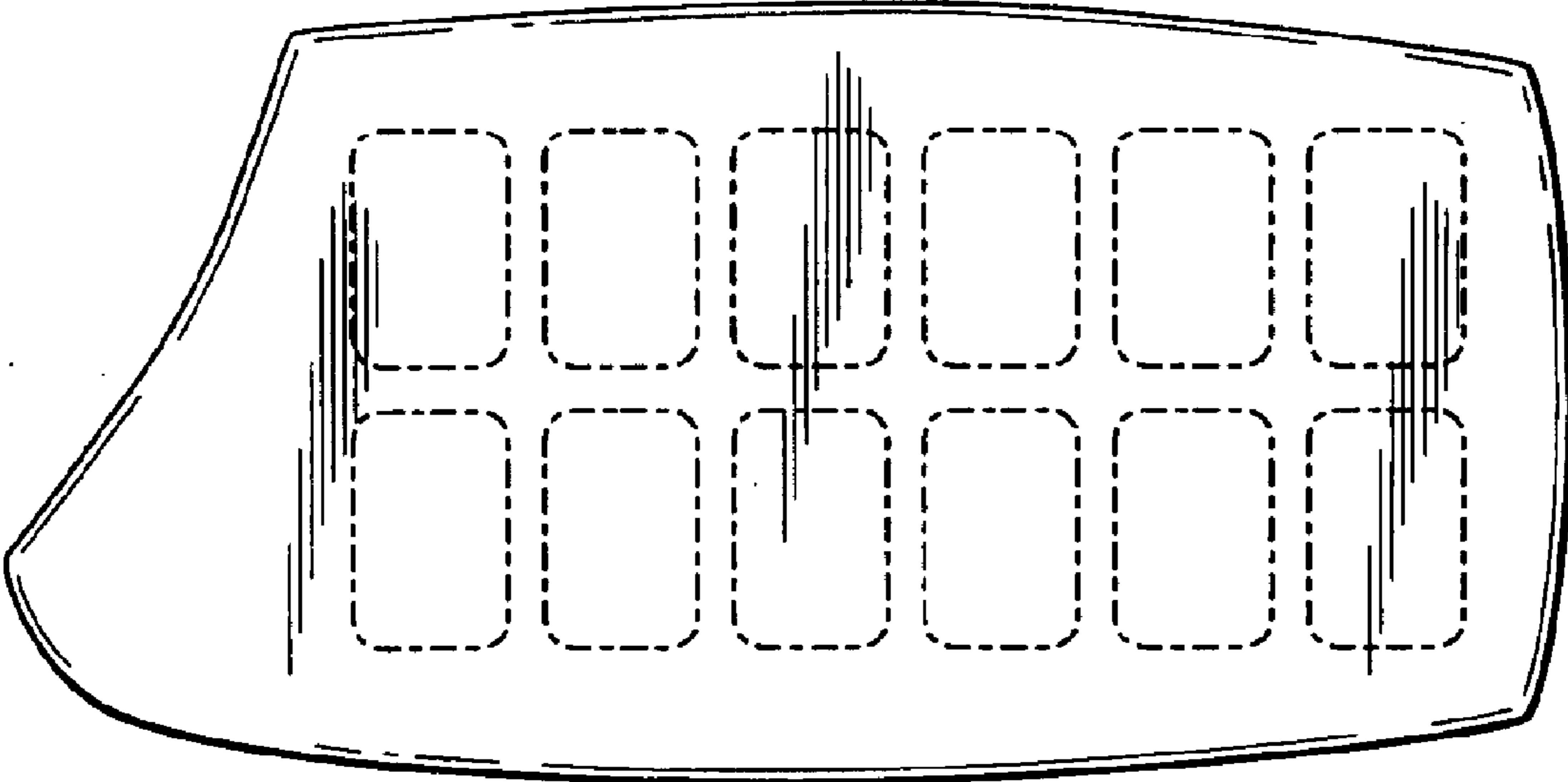


FIG. 7




FIG. 8

UNITED STATES PATENT AND TRADEMARK OFFICE  
**CERTIFICATE OF CORRECTION**

PATENT NO. : Des. 504,765 S  
DATED : May 10, 2005  
INVENTOR(S) : Roche et al.

Page 1 of 1

It is certified that error appears in the above-identified patent and that said Letters Patent is hereby corrected as shown below:

Title page,

Insert Item:

-- [30] **Foreign Application Priority Data**

February 6, 2004 (CH).....130423 --

Signed and Sealed this

Second Day of August, 2005

A handwritten signature in black ink on a dotted background. The signature reads "Jon W. Dudas" in a cursive style.

JON W. DUDAS

*Director of the United States Patent and Trademark Office*