



US00D504764S

(12) **United States Design Patent**
Gerber

(10) **Patent No.: US D504,764 S**

(45) **Date of Patent: ** May 10, 2005**

(54) **FRONT PORTION OF A SHOE**
(75) **Inventor: Clifford Bruce Gerber, West Linn, OR (US)**

D391,071 S * 2/1998 Blakeslee D2/972
D467,722 S * 12/2002 Wahoske D2/972
D480,540 S 10/2003 Hoyt et al.
D493,611 S * 8/2004 Chen D2/969
D494,751 S * 8/2004 Magro D2/969

(73) **Assignee: Nike, Inc., Beaverton, OR (US)**

OTHER PUBLICATIONS

(**) **Term: 14 Years**

“Nike Footwear Catalog,” Holiday 2004, published Mar. 2004 (p. W95), Beaverton, Oregon.

(21) **Appl. No.: 29/208,531**

* cited by examiner

(22) **Filed: Jun. 30, 2004**

Primary Examiner—Dominic Smone

(51) **LOC (7) Cl. 02-99**

(74) *Attorney, Agent, or Firm*—TraskBritt

(52) **U.S. Cl. D2/972**

(58) **Field of Search** D2/902, 907, 908,
D2/943, 944, 969, 972–973, 977; 36/45,
50.1, 77 M, 77 R, 83, 88, 113, 114, 126–130

(57) **CLAIM**

The ornamental design for a front portion of a shoe, as shown and described.

(56) **References Cited**

DESCRIPTION

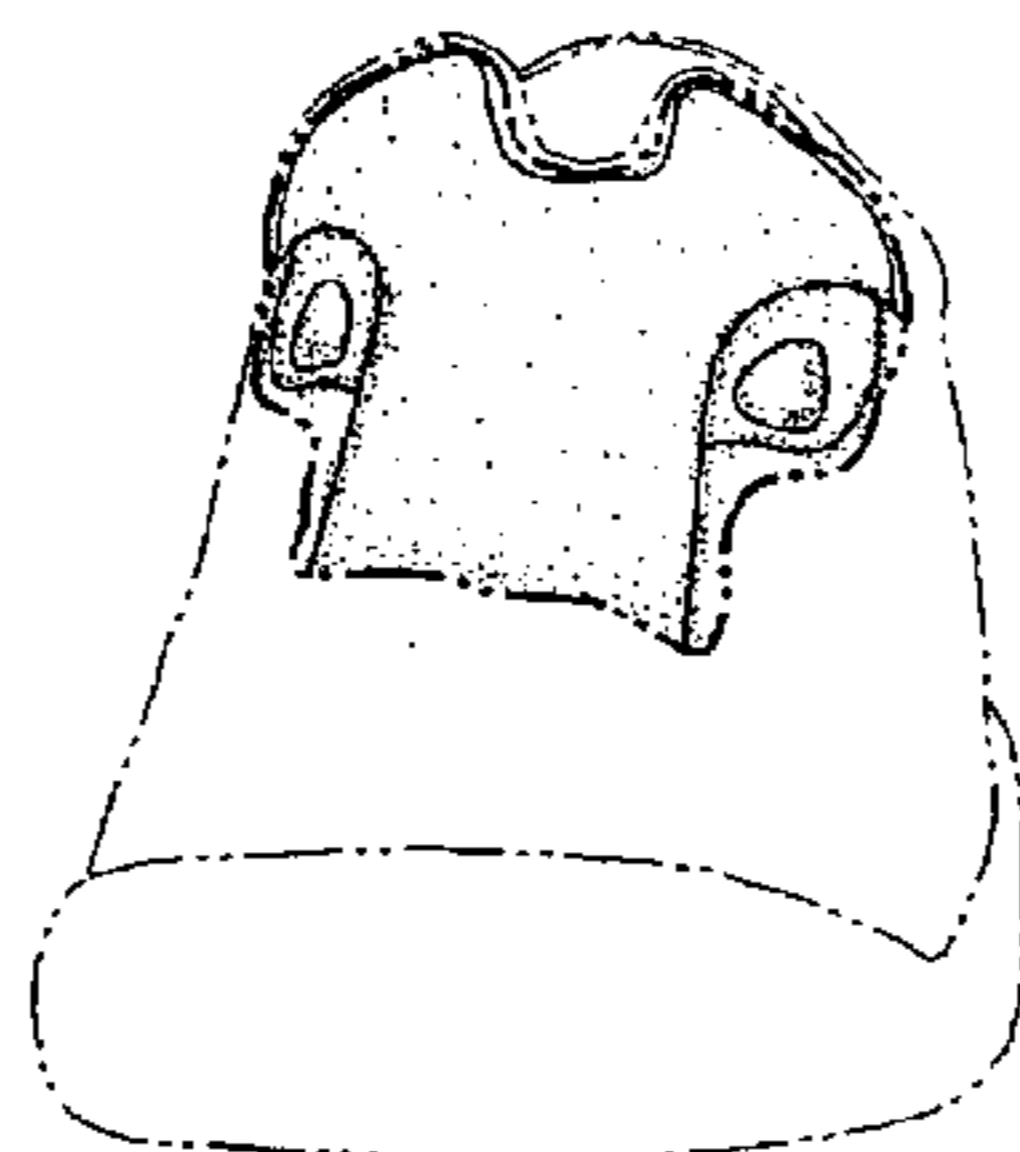
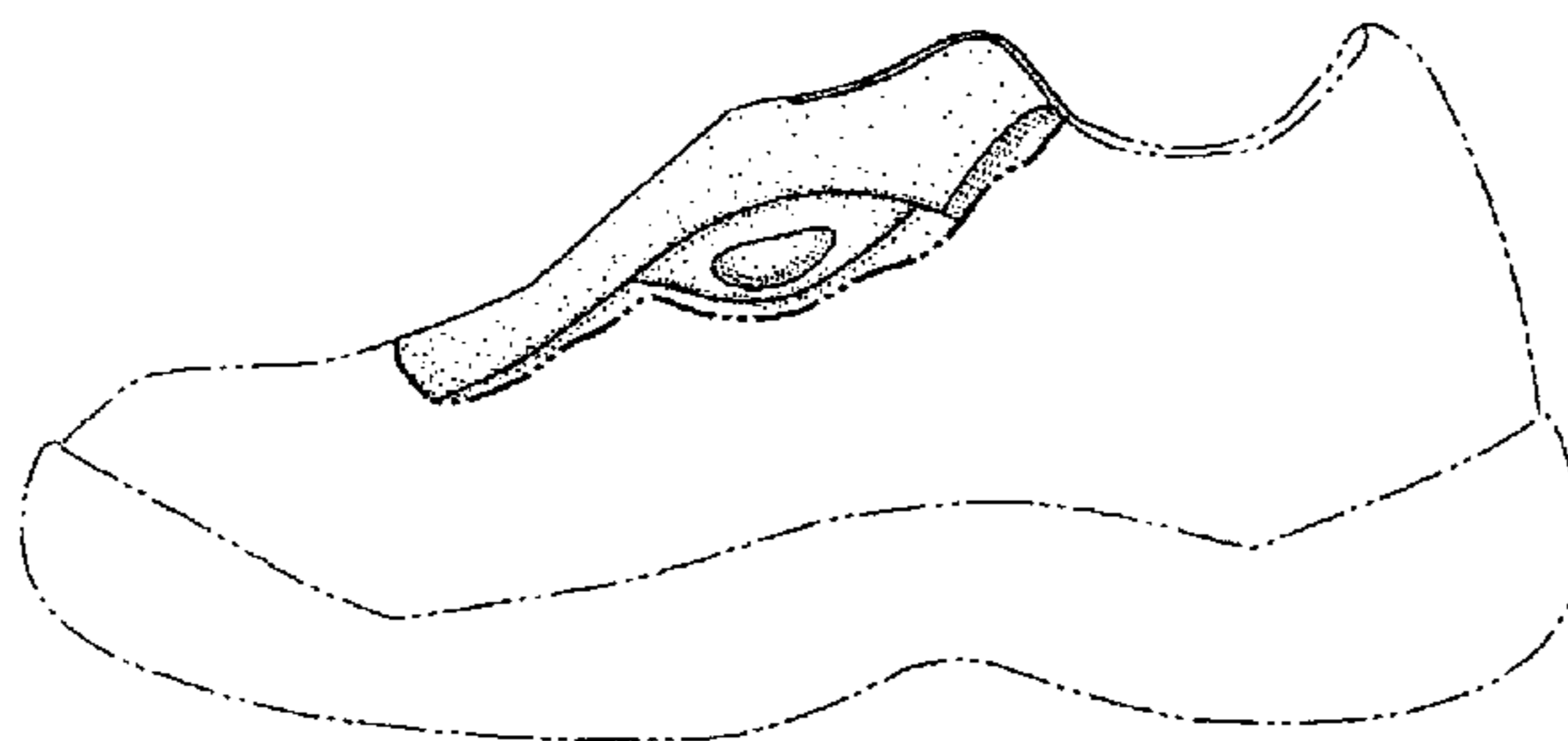
U.S. PATENT DOCUMENTS

D12,548 S	10/1881	Holbrook
599,491 A	2/1898	Cammeyer
D69,413 S	2/1926	Rosenbaum
D70,670 S	7/1926	Hoffman
D70,672 S	7/1926	Hoffman
1,909,645 A	5/1933	Wiesner
D94,490 S	2/1935	Kalmon
D151,304 S	10/1948	Walsh
D176,060 S	11/1955	Bolding
2,880,525 A	4/1959	Weinstein
D260,447 S	9/1981	Greenblatt et al.
D282,310 S	1/1986	Valori
D296,032 S	6/1988	Valori
D305,178 S	12/1989	Tonkel
D347,310 S	5/1994	Johnson et al.
D350,219 S	9/1994	Vitrac
D357,793 S	5/1995	Loader
D370,553 S	6/1996	Della Valle

FIG. 1 is a perspective view of a side element of a shoe upper showing my new design;
FIG. 2 is a side view of the side element of a shoe upper shown in FIG. 1;
FIG. 3 is a front view of the side element of a shoe upper shown in FIG. 1;
FIG. 4 is a rear view of the side element of a shoe upper shown in FIG. 1; and,
FIG. 5 is a top view of the side element of a shoe upper shown in FIG. 1.

The uneven broken line(s) immediately adjacent to the shaded area(s) represent(s) the bounds of the claimed design. All other uneven broken lines represent the remaining portion of the shoe. The uneven broken line representations in FIGS. 1–5 are for illustrative purposes only and form no part of the claimed design.

1 Claim, 2 Drawing Sheets



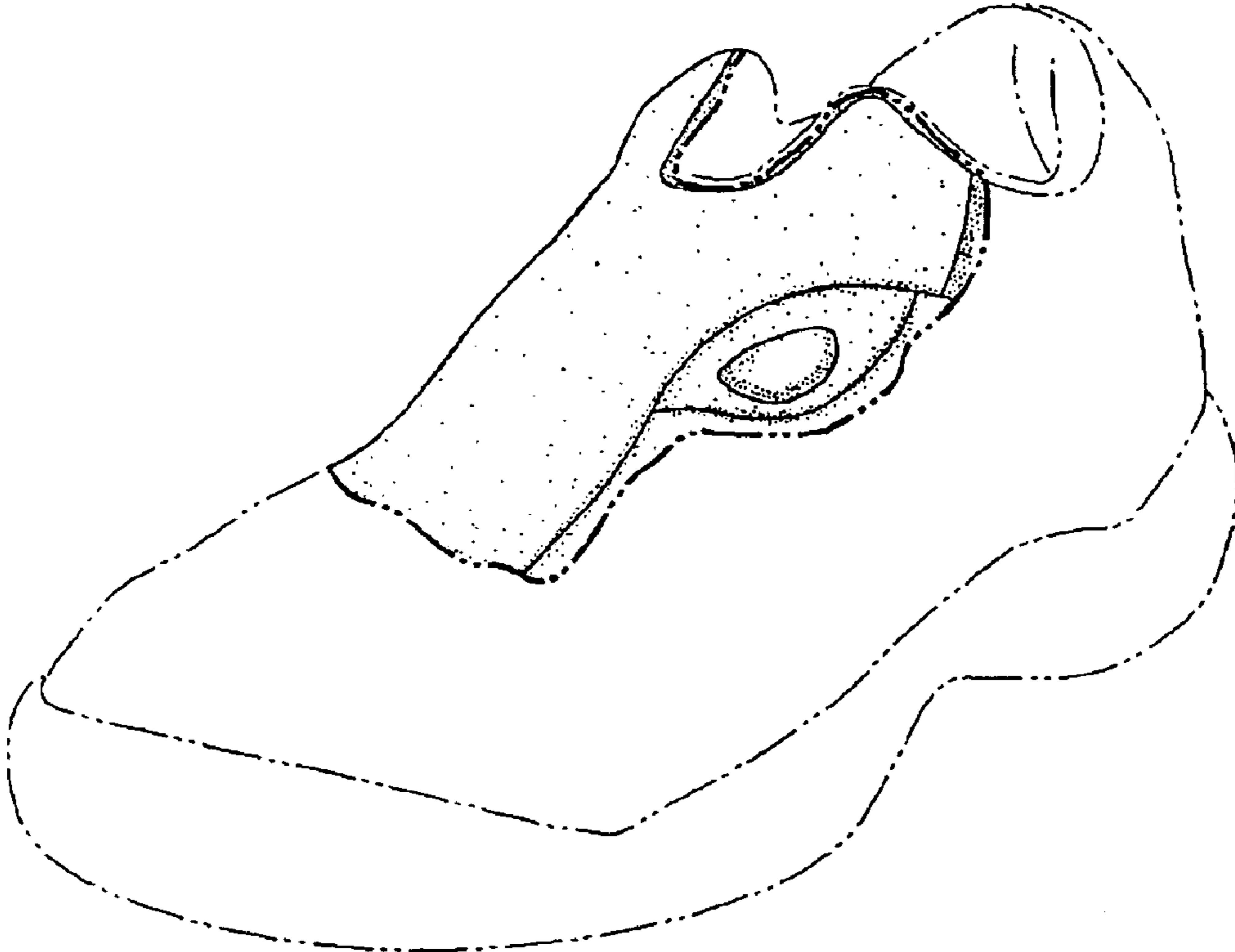


FIG. 1

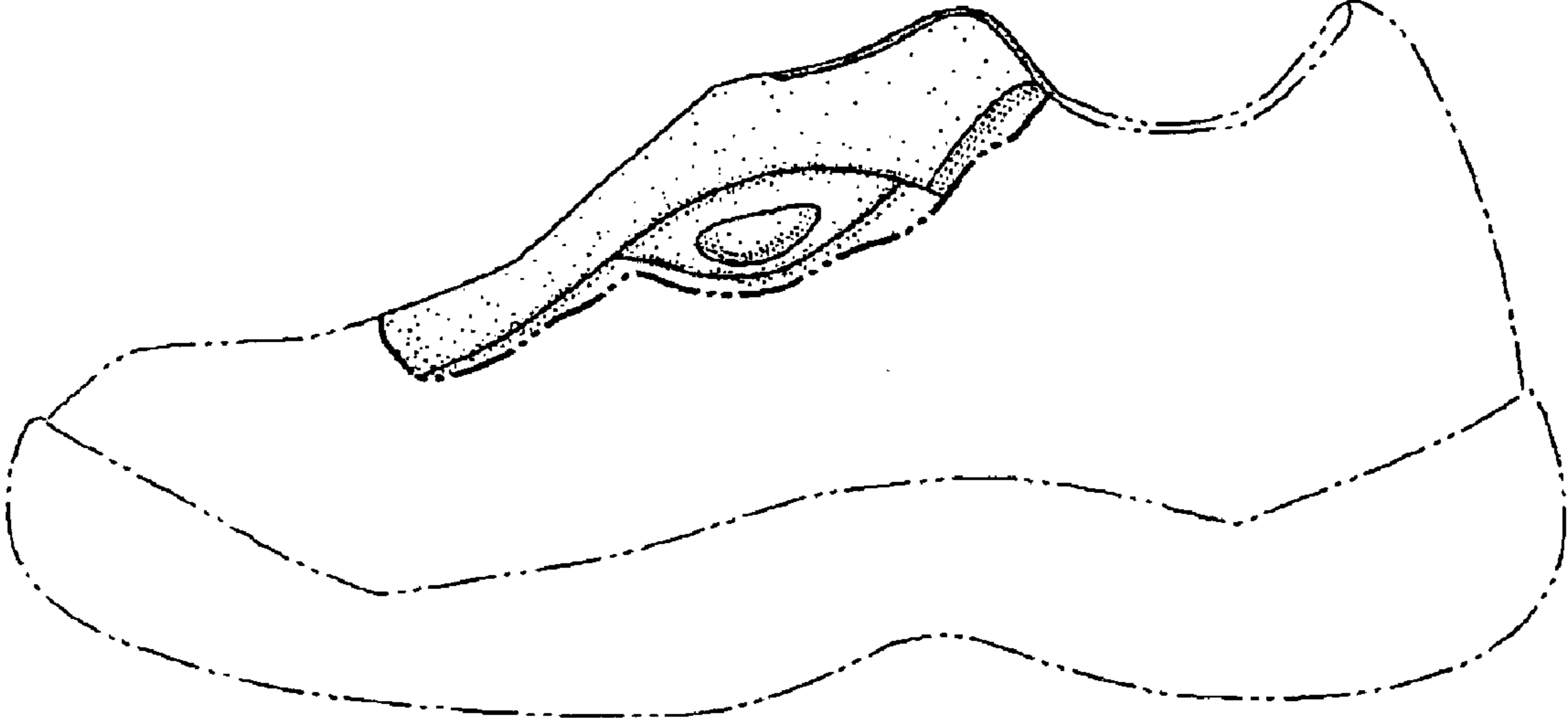


FIG. 2

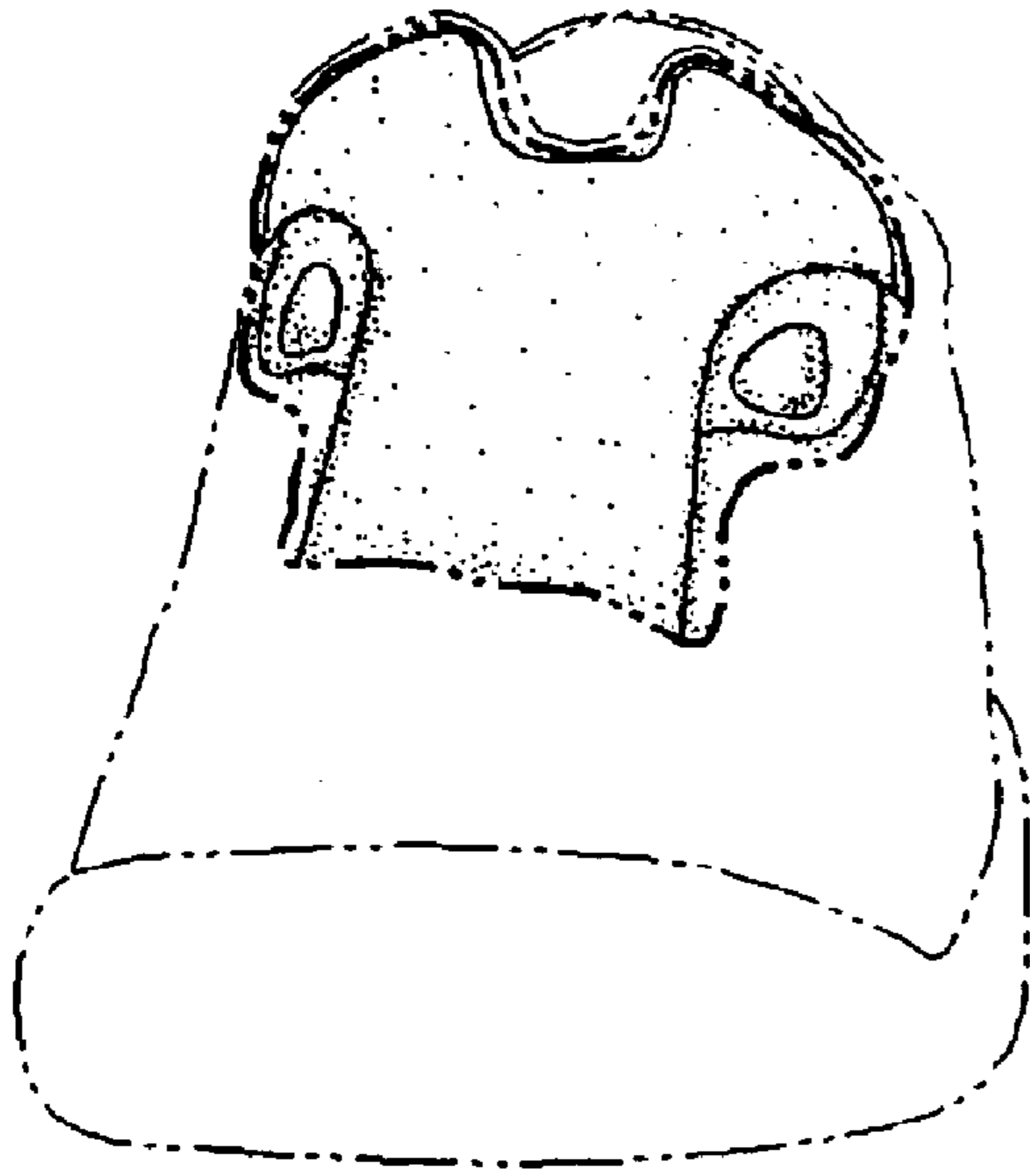


FIG. 3



FIG. 4

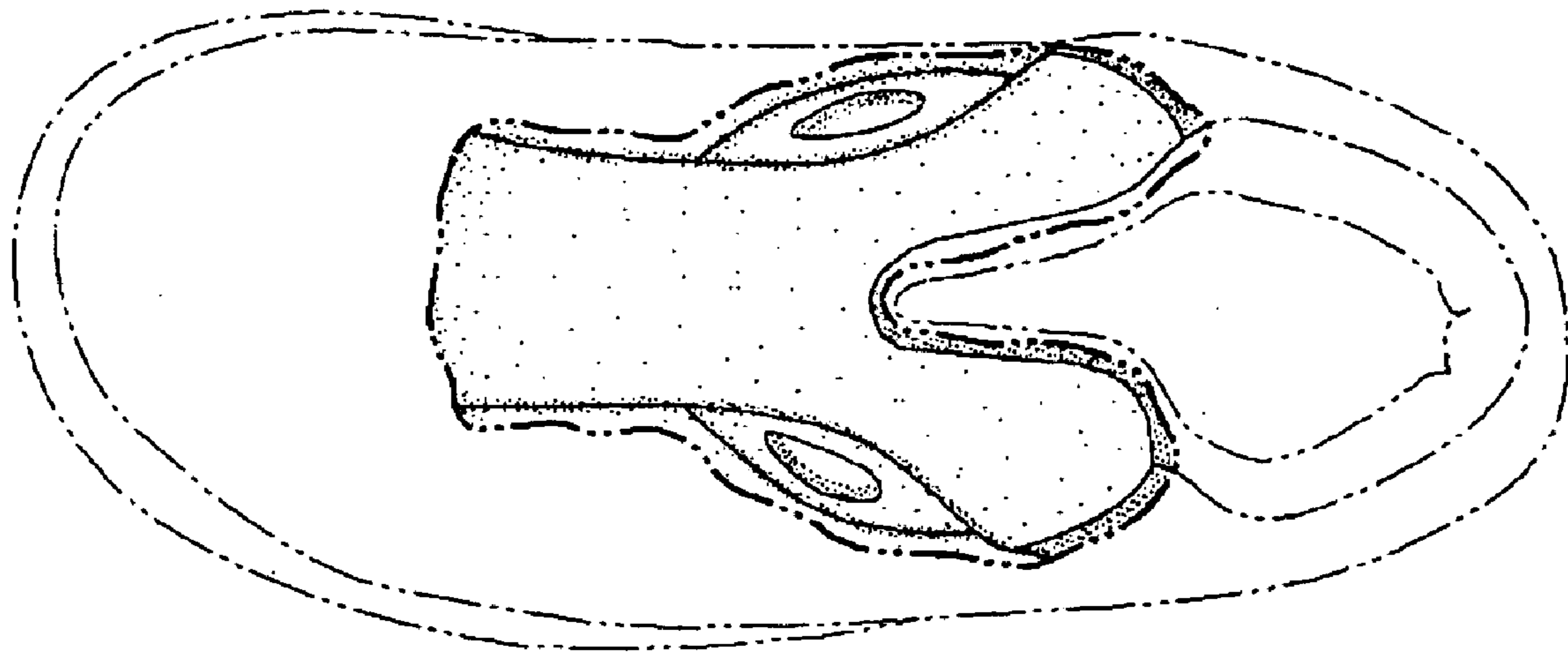


FIG. 5