

US00D504761S

(12) **United States Design Patent** (10) **Patent No.:** **US D504,761 S**  
**Adreliunas et al.** (45) **Date of Patent:** **\*\* May 10, 2005**

(54) **SHOE UPPER DESIGN**

5,384,971 A \* 1/1995 Ferry ..... 36/105  
D473,701 S \* 4/2003 Adreliunas et al. .... D2/969

(75) Inventors: **John P. Adreliunas**, Newburyport, MA (US); **Kevin J. Crowley**, Merrimac, MA (US)

**OTHER PUBLICATIONS**

(73) Assignee: **Timberland Company**, Stratham, NH (US)

<http://www.llbean.com/products/mens/18643/images/L18643.jpg>.  
[http://www.llbean.com/products/sporting\\_gear\\_apparel/31178/images/L31178\\_Tan\\_Brown.jpg](http://www.llbean.com/products/sporting_gear_apparel/31178/images/L31178_Tan_Brown.jpg).  
[http://www.llbean.com/webapp/wcs/stores/servlet/Larger-View?prodImagePath=/products/sporting\\_gear\\_apparel/20949/images/](http://www.llbean.com/webapp/wcs/stores/servlet/Larger-View?prodImagePath=/products/sporting_gear_apparel/20949/images/).  
[http://www.llbean.com/products/sporting\\_gear\\_apparel/23339/images/L23339.jpg](http://www.llbean.com/products/sporting_gear_apparel/23339/images/L23339.jpg).

(\*\*) **Term:** **14 Years**

(21) **Appl. No.:** **29/180,750**

(22) **Filed:** **Apr. 29, 2003**

\* cited by examiner

**Related U.S. Application Data**

(63) Continuation of application No. 29/157,361, filed on Mar. 18, 2002, now Pat. No. Des. 473,701.

*Primary Examiner*—Dominic Simone

(74) *Attorney, Agent, or Firm*—Ropes & Gray, LLP

(51) **LOC (7) Cl.** ..... **02-99**

(57) **CLAIM**

(52) **U.S. Cl.** ..... **D2/969; D2/972; D2/973; D2/974**

An ornamental design for a shoe upper design, as shown and described.

(58) **Field of Search** ..... D2/896, 902, 907, D2/909–912, 943, 944, 946, 969, 972–974; 36/4, 45, 50.1, 51, 77 M, 77 R, 83, 88, 113, 114, 126–130

**DESCRIPTION**

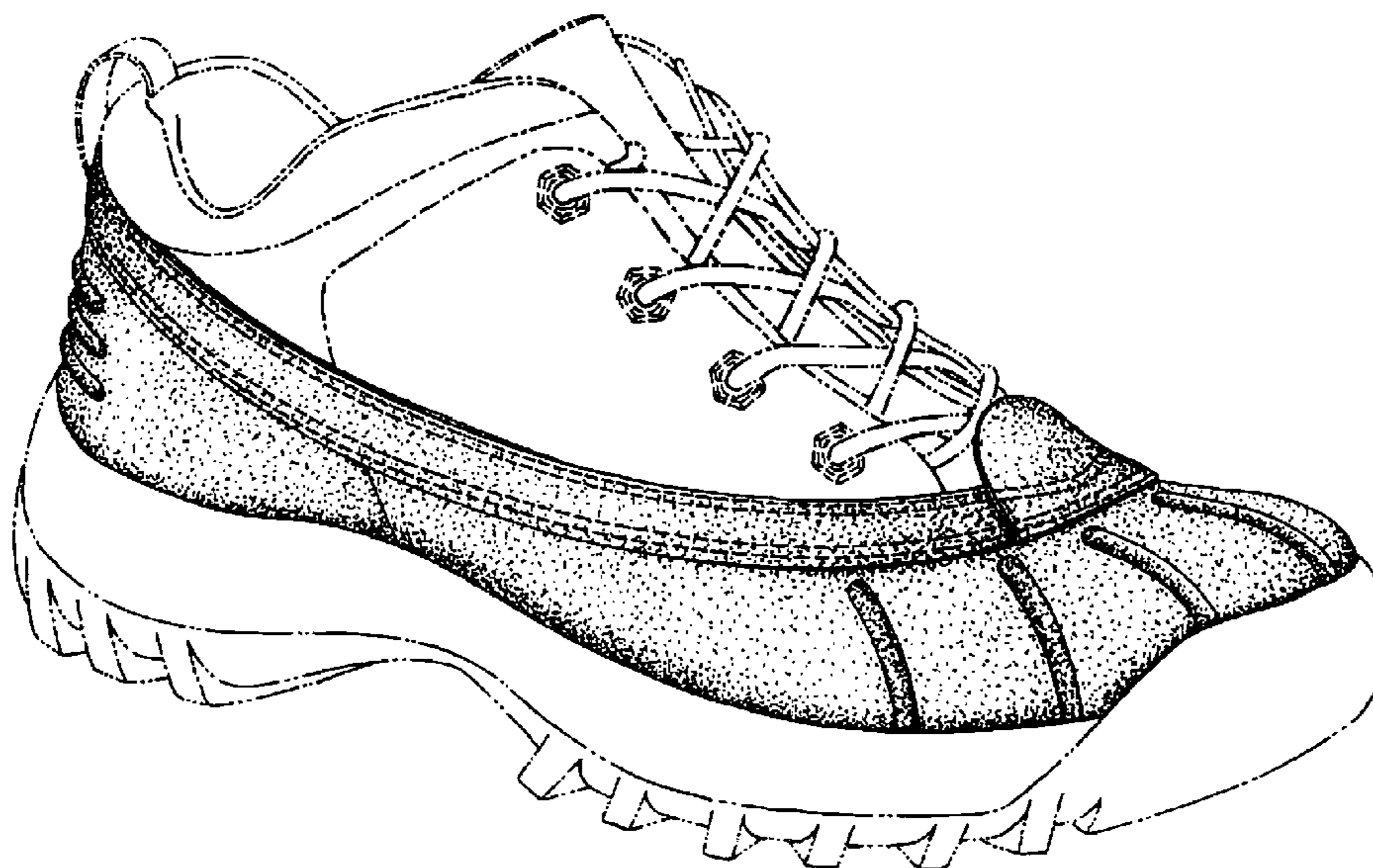
(56) **References Cited**

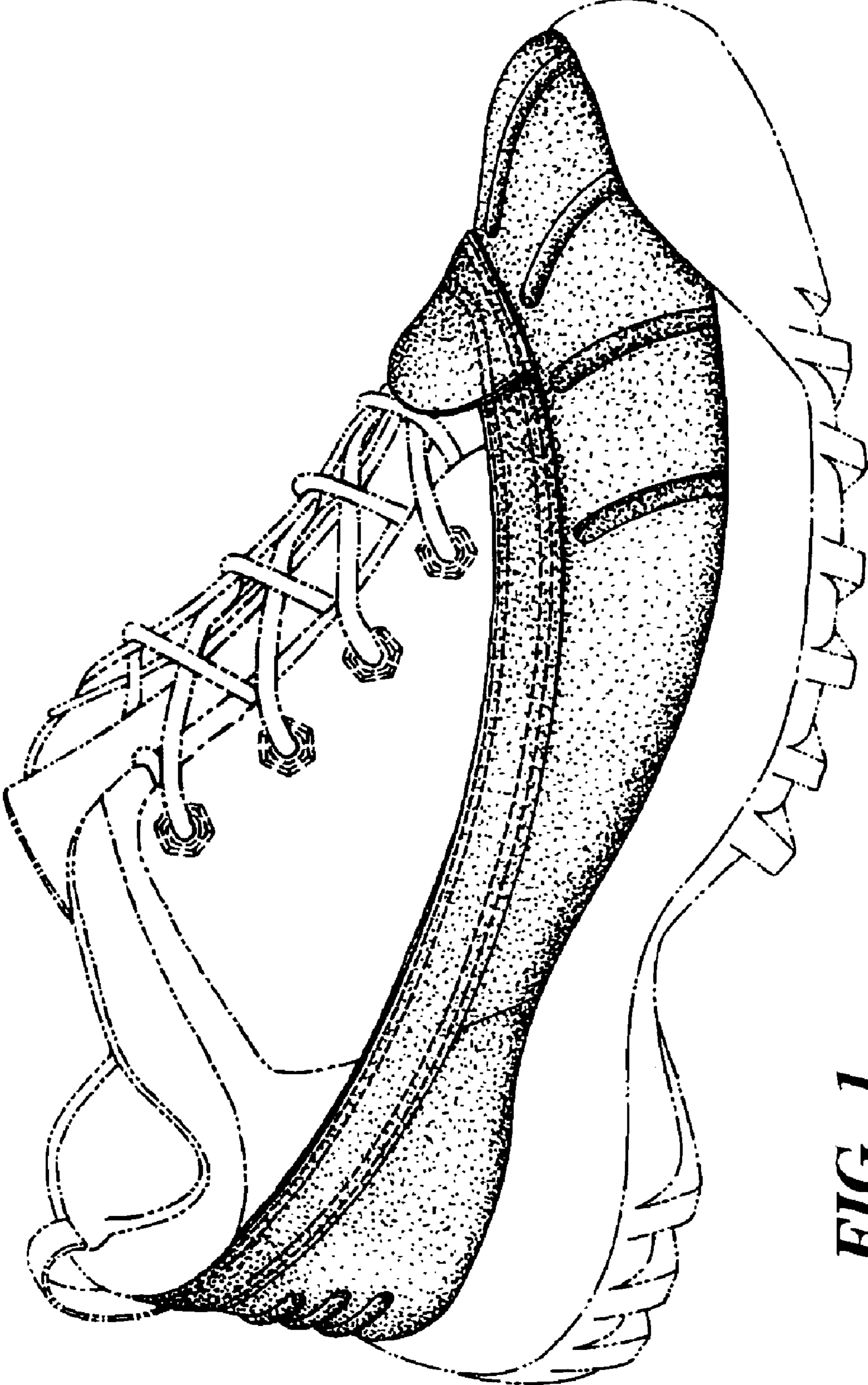
FIG. 1 is a perspective view of a shoe upper showing our new design;  
FIG. 2 is a side view of the design from an outside edge of the shoe;  
FIG. 3 is a side view of the design from an inside edge of the shoe;  
FIG. 4 is a top view of the design;  
FIG. 5 is a front view of the design; and,  
FIG. 6 is a back view of the design.  
The phantom lines showing portions of a shoe in FIGS. 1–6 are for illustrative purposes only and form no part of the claimed design.

**U.S. PATENT DOCUMENTS**

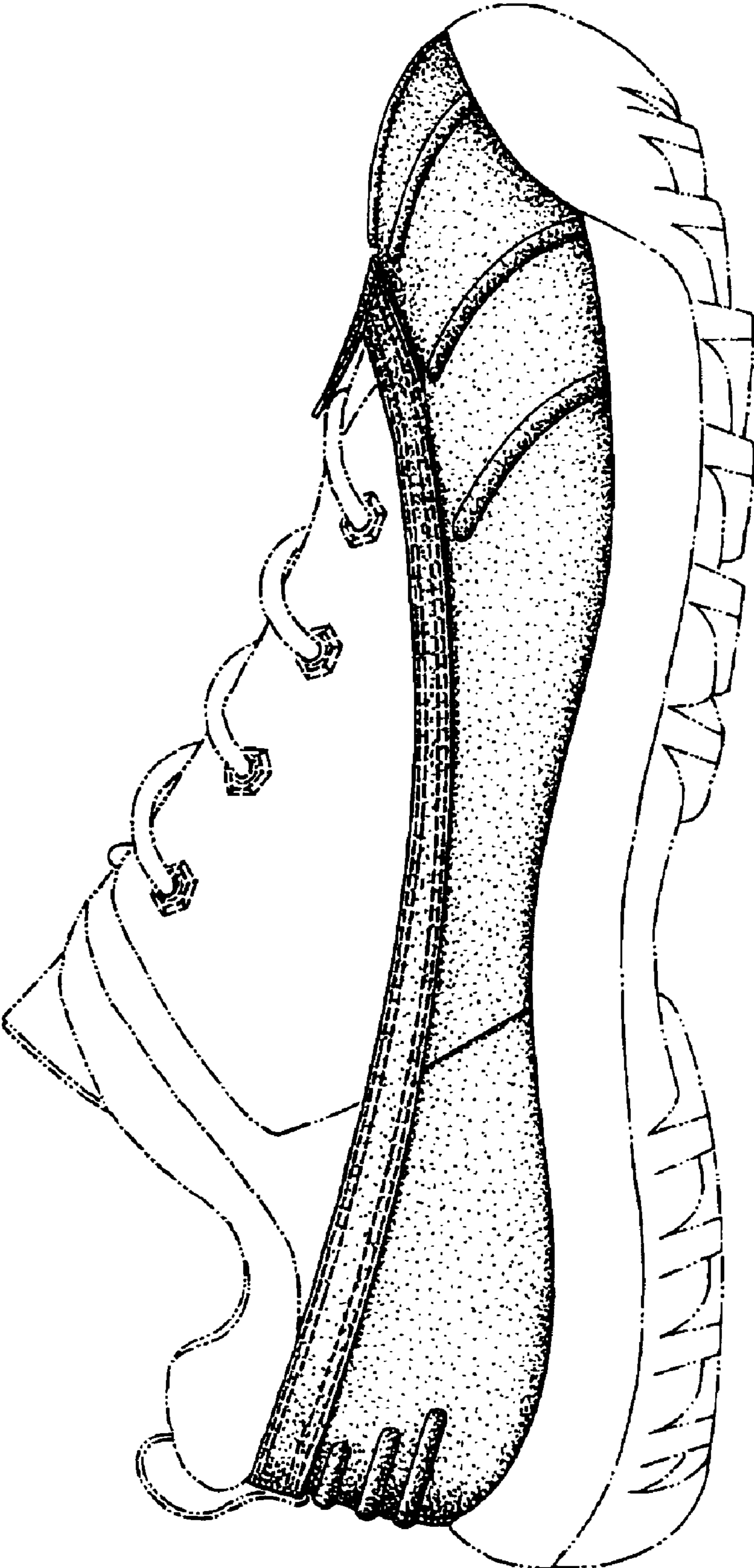
D10,384 S \* 12/1877 Pienovi ..... D2/910  
343,047 A \* 6/1886 Maurer ..... 36/45  
D23,234 S \* 5/1894 Nathan ..... D2/910  
1,139,197 A \* 5/1915 Llewellyn et al. .... 36/11  
D71,452 S \* 11/1926 Bott et al. .... D2/912  
1,670,468 A \* 5/1928 Martin et al. .... 36/50.1  
D155,783 S \* 11/1949 Crowley ..... D2/902  
D172,742 S \* 8/1954 Doherty ..... D2/911  
D346,059 S \* 4/1994 Schnee ..... D2/911

**1 Claim, 5 Drawing Sheets**

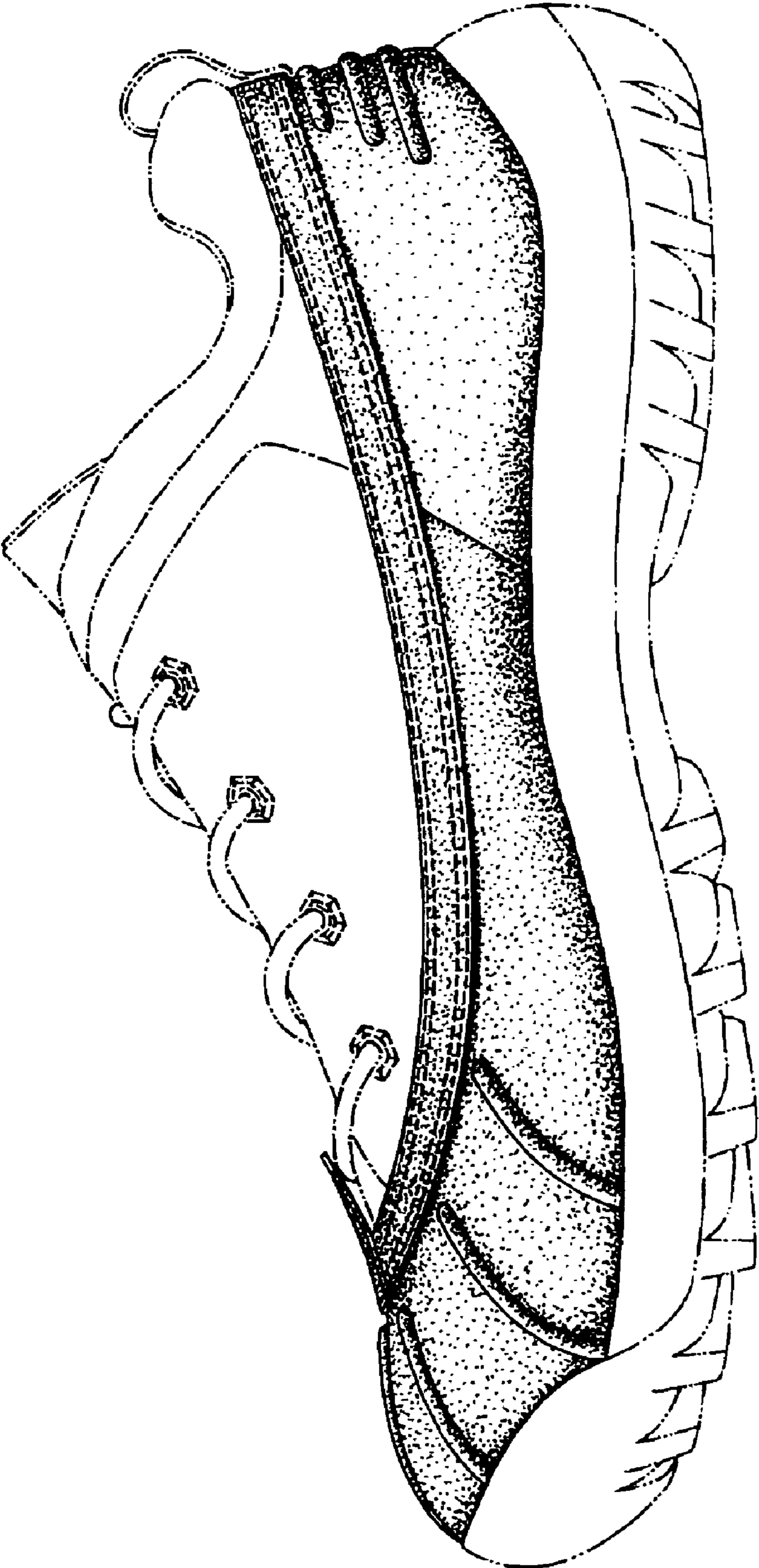




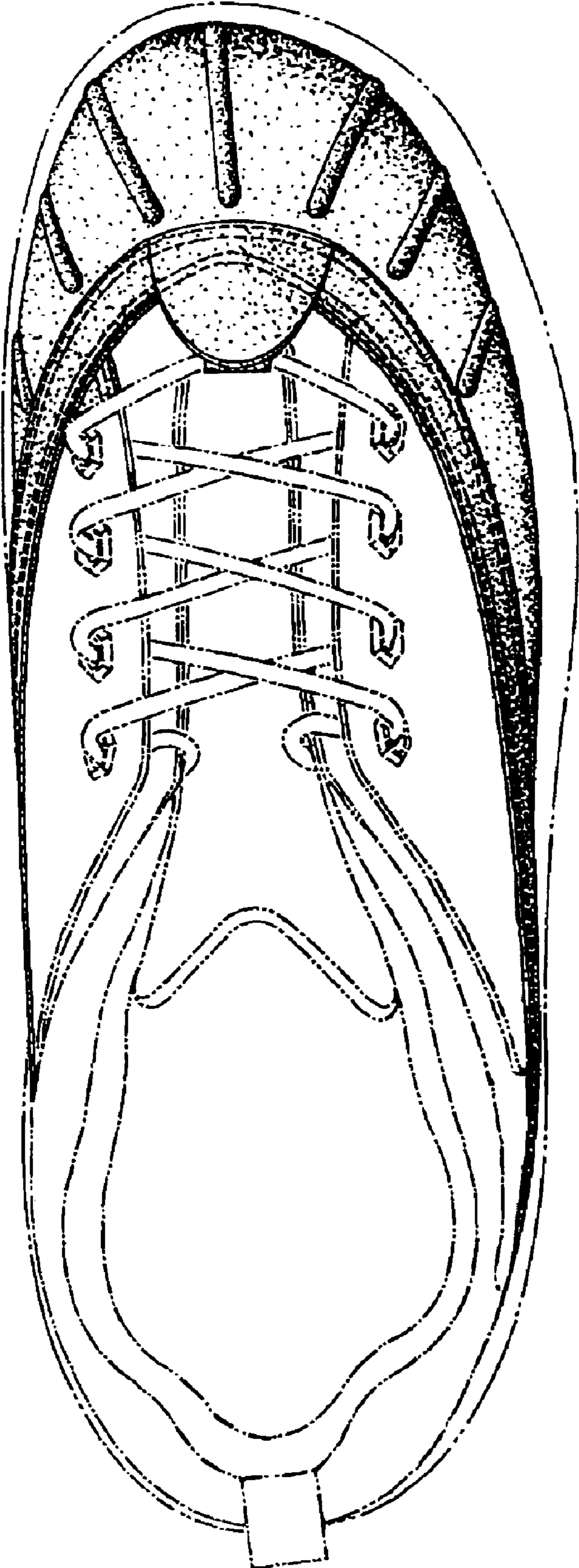
**FIG. 1**



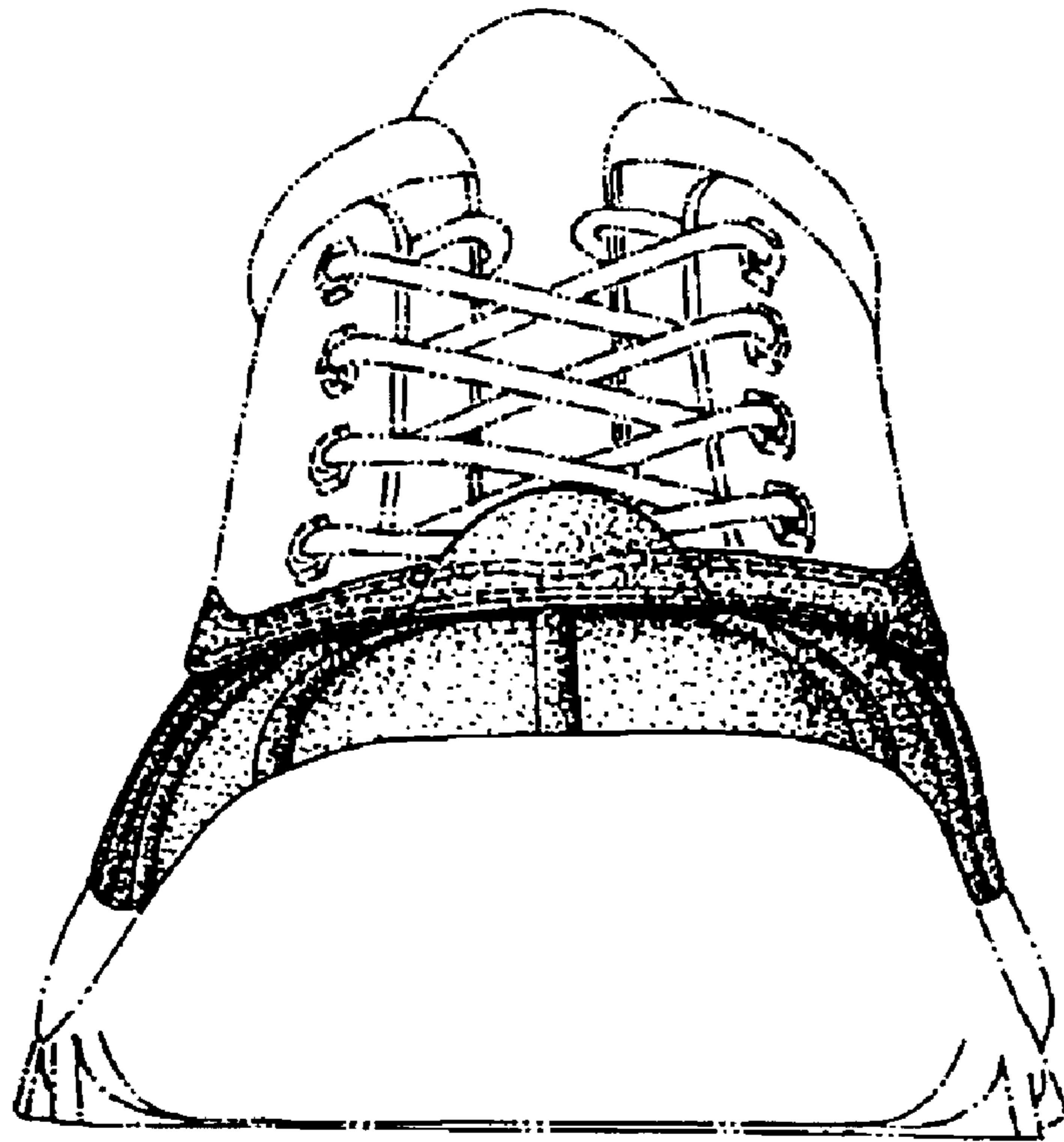
**FIG. 2**



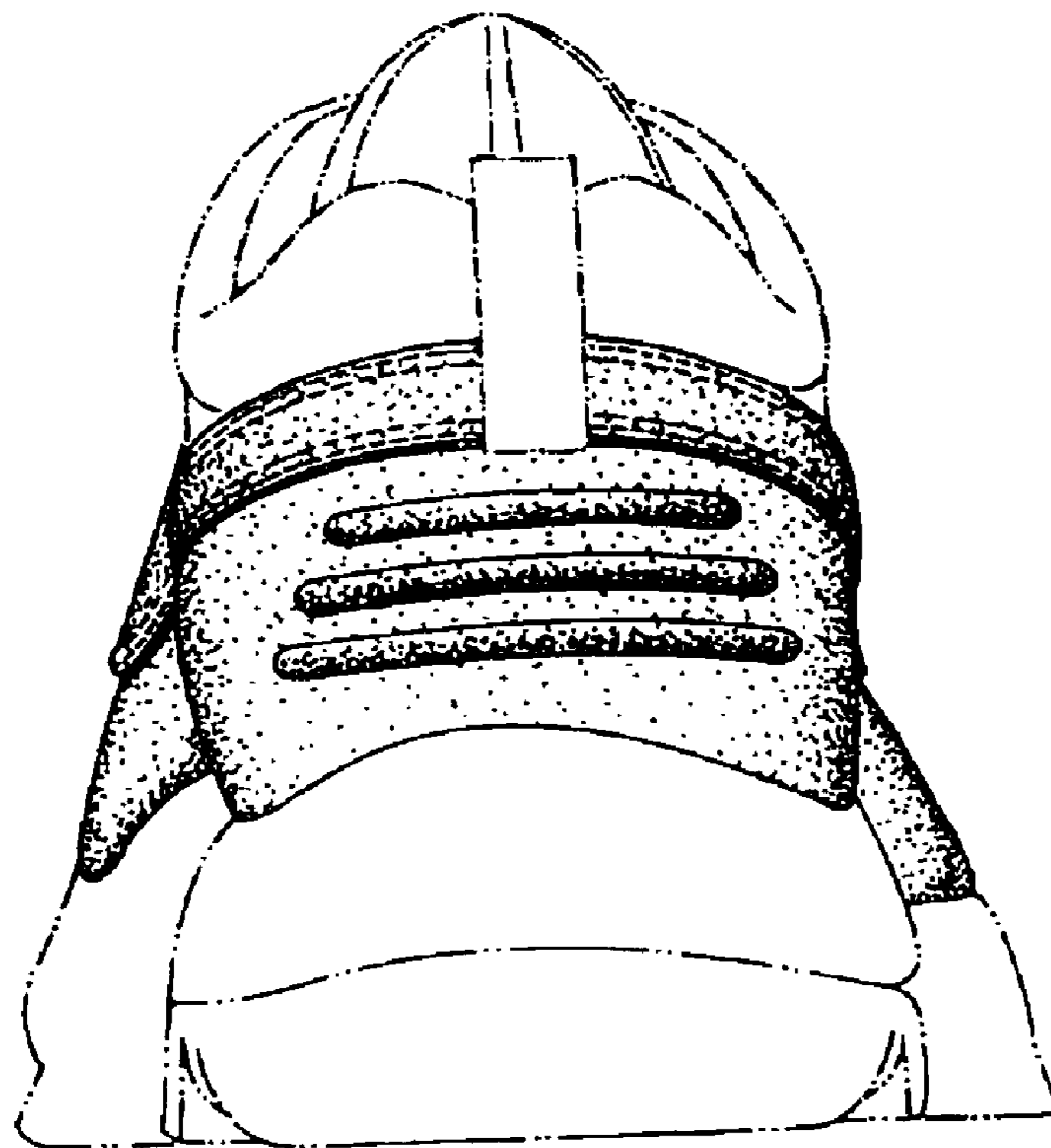
**FIG. 3**



**FIG. 4**



*FIG. 5*



*FIG. 6*