



US00D504757S

(12) **United States Design Patent** (10) **Patent No.:** **US D504,757 S**
Schoenborn et al. (45) **Date of Patent:** **** May 10, 2005**

- (54) **FOOTWEAR SOLE**
- (75) Inventors: **Mary L. Schoenborn**, Rockford, MI (US); **Jon R. Munns**, Portland, OR (US)
- (73) Assignee: **Wolverine World Wide, Inc.**, Rockford, MI (US)
- (**) Term: **14 Years**
- (21) Appl. No.: **29/206,506**
- (22) Filed: **Jun. 1, 2004**
- (51) **LOC (7) Cl.** **02-04**
- (52) **U.S. Cl.** **D2/952; D2/956; D2/957; D2/959; D2/960**
- (58) **Field of Search** **D2/902, 946-949, D2/951-960; 36/3 B, 22 R, 24.5, 25 R, 28, 32 R, 34 R, 67 A, 59 C**

- D487,331 S * 3/2004 Rogers et al. D2/952
D496,525 S * 9/2004 Dykstra D2/960

OTHER PUBLICATIONS

Merrell Spring 2004 Catalog, p. 22.
Photograph of prior art Adidas outsole.

* cited by examiner

Primary Examiner—Celia Murphy
(74) *Attorney, Agent, or Firm*—Warner Norcross & Judd

(57) **CLAIM**

The ornamental design for footwear sole, as shown and described.

DESCRIPTION

FIG. 1 is a perspective view of the footwear sole embodying the new design;
FIG. 2 is a bottom plan view thereof;
FIG. 3 is a right side elevational view thereof;
FIG. 4 is a left side elevational view thereof;
FIG. 5 is a front elevational view thereof; and,
FIG. 6 is a rear elevational view thereof.

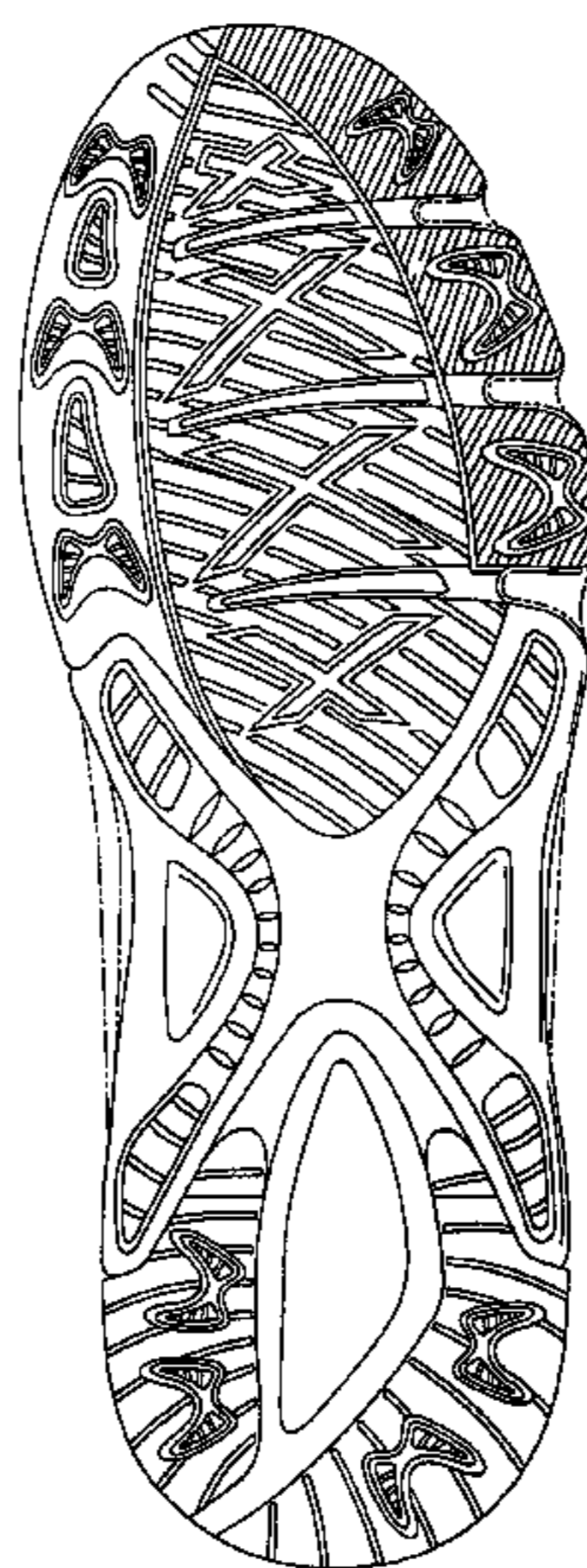
FIGS. 1-6 show an upper and portions of the sole in broken lines. The upper and portions of the sole in broken lines are shown for environmental purposes and do not form any part of the claimed design.

The broken lines immediately adjacent to the solid lines throughout the views, define the boundary of the design. The broken lines themselves form no part of the claim.

1 Claim, 4 Drawing Sheets

(56) **References Cited**
U.S. PATENT DOCUMENTS

- D71,338 S * 10/1926 Oakley D2/959
D72,474 S * 4/1927 Calvin D2/952
D192,023 S * 1/1962 Messinger D2/955
D233,637 S * 11/1974 Askew D2/959
5,351,421 A * 10/1994 Miers 36/128
5,461,801 A * 10/1995 Anderton 36/114
D380,289 S * 7/1997 Sand D2/959
D424,283 S * 5/2000 Snyder D2/908
D485,665 S * 1/2004 Stewart et al. D2/919



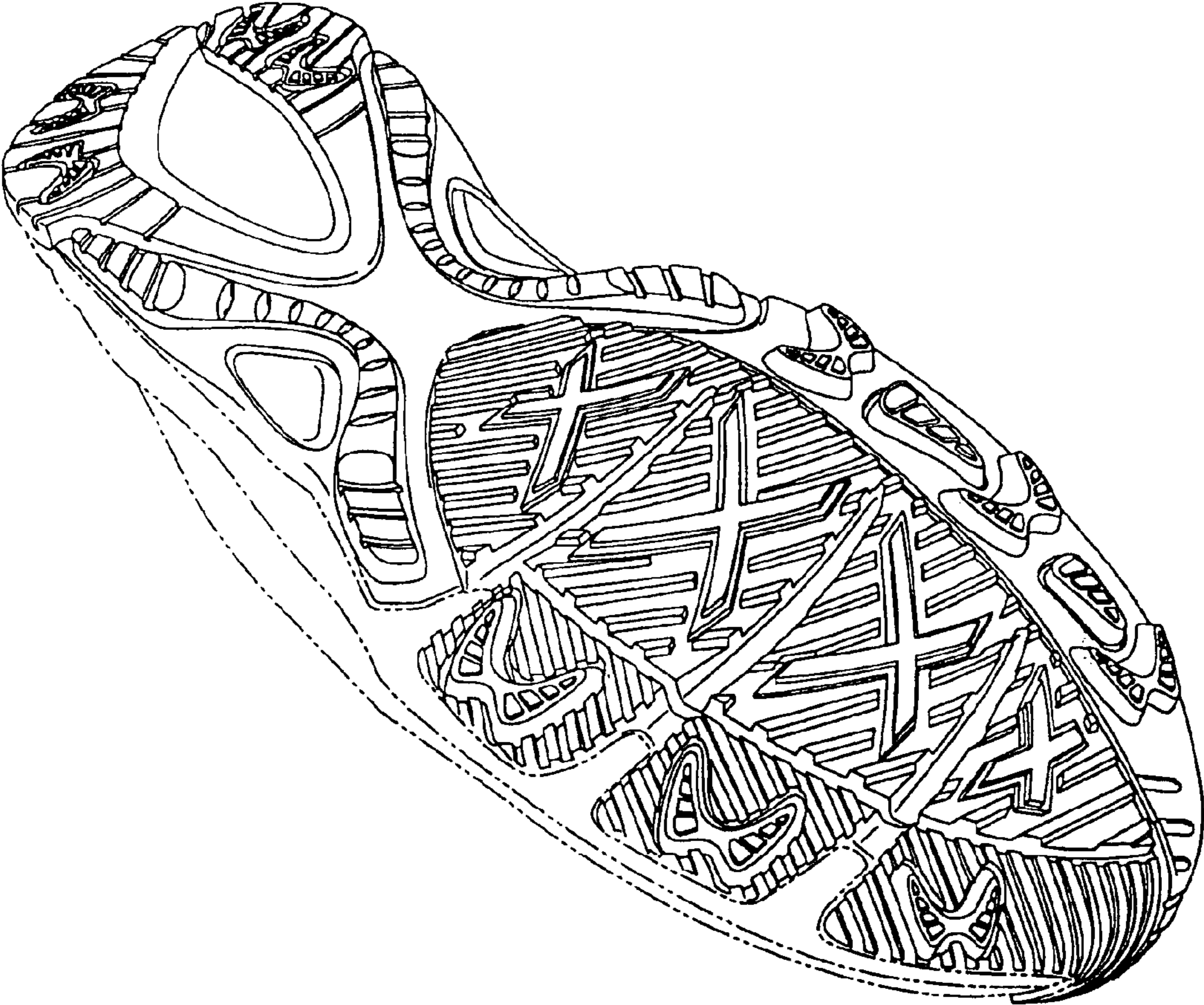


Fig. 1

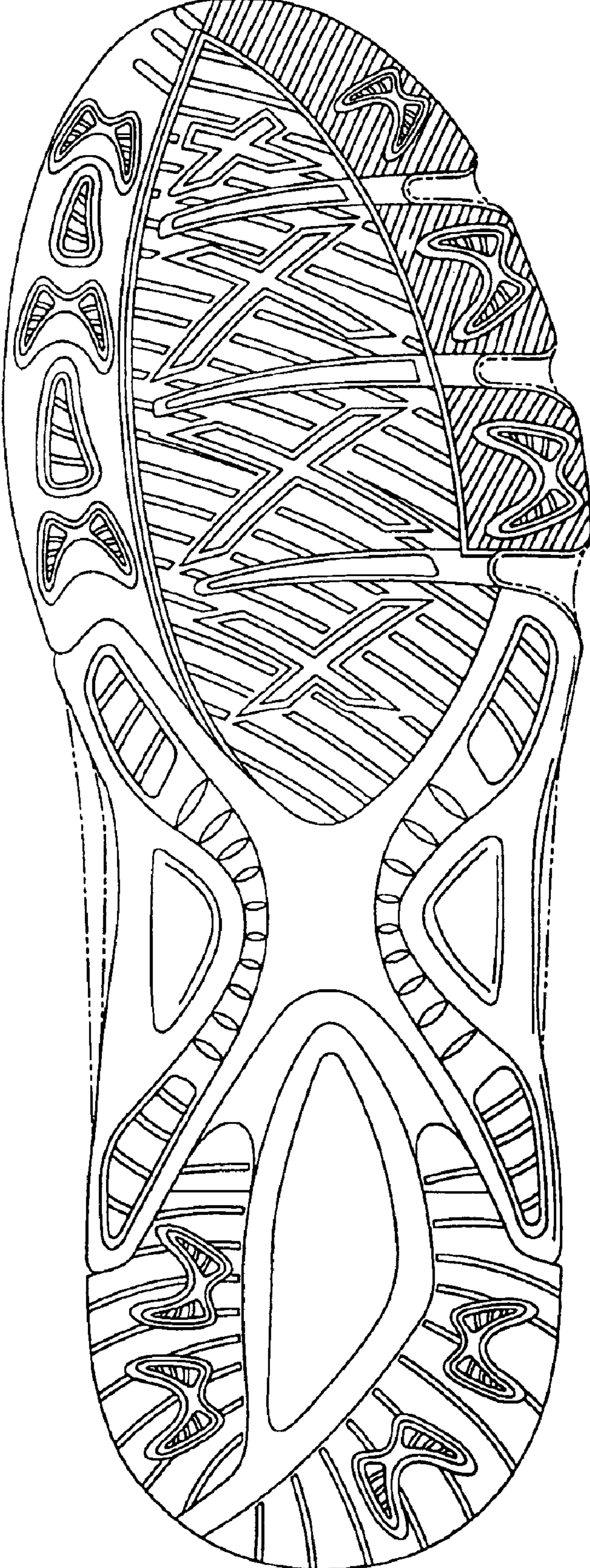


Fig. 2



Fig. 3




Fig. 4

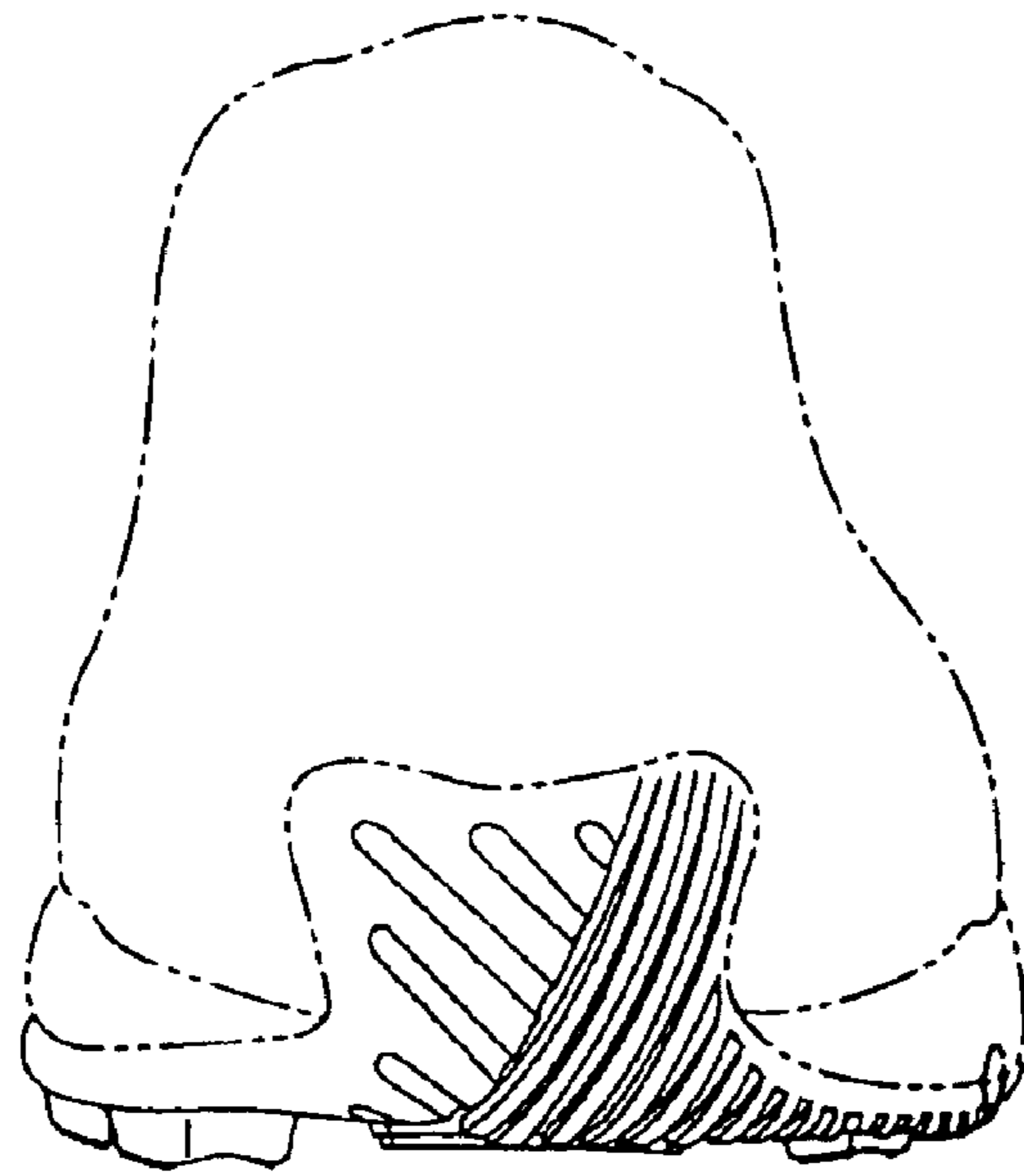


Fig. 5

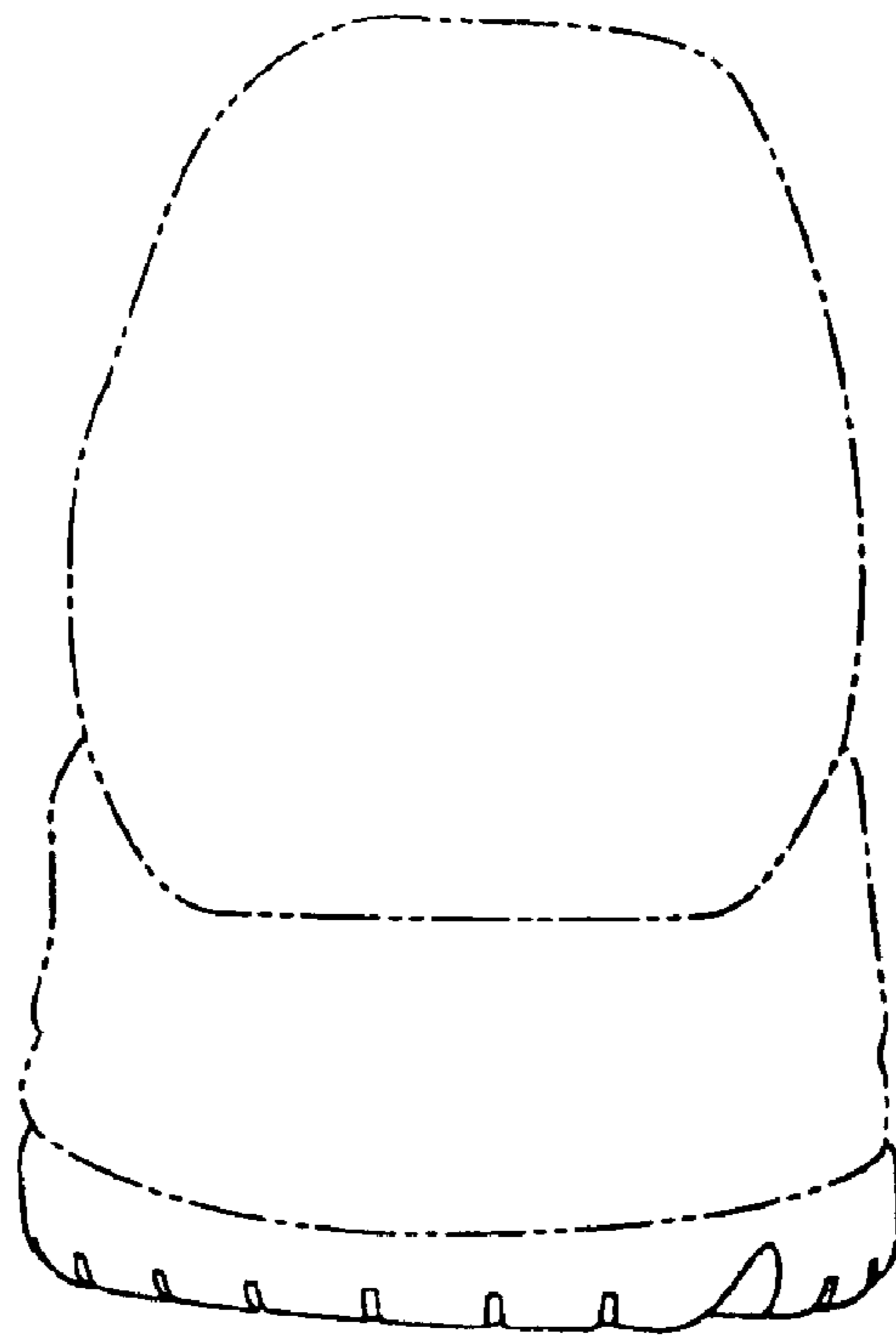


Fig. 6