

US00D504749S

(12) **United States Design Patent**
Habib

(10) **Patent No.:** **US D504,749 S**

(45) **Date of Patent:** **** May 3, 2005**

(54) **AUTOMATIC PIPE CLEANER**

D437,757 S * 2/2001 Thomson et al. D8/61
6,550,074 B1 * 4/2003 Allenbaugh et al. 4/255.11
D496,568 S * 9/2004 Izumisawa D8/61

(76) **Inventor:** **Ahmad H. Habib**, 91-38 115 St.,
Richmond Hill, NY (US) 11418

* cited by examiner

(**) **Term:** **14 Years**

Primary Examiner—Robert A. Delehanty

(21) **Appl. No.:** **29/204,233**

(57) **CLAIM**

(22) **Filed:** **Apr. 28, 2004**

The ornamental design for an automatic pipe cleaner, as shown.

(51) **LOC (7) Cl.** **15-05**

DESCRIPTION

(52) **U.S. Cl.** **D32/14**

(58) **Field of Search** D32/14, 17, 25;
4/255.01, 255.05, 255.11; 137/15.07; 134/168 R,
168 C, 167 C, 166 C; 15/104.5, 104.062,
104.31; D8/61-62; D24/146

The pipe cleaner is battery operated and can clean the inside and outside of a pipe, such as, a copper pipe, at the same time. Likewise, different accessories allow for cleaning different pipe sizes.

(56) **References Cited**

FIG. 1 is a top plan view showing my design;

FIG. 2 is a bottom plan view thereof;

FIG. 3 is a perspective view thereof;

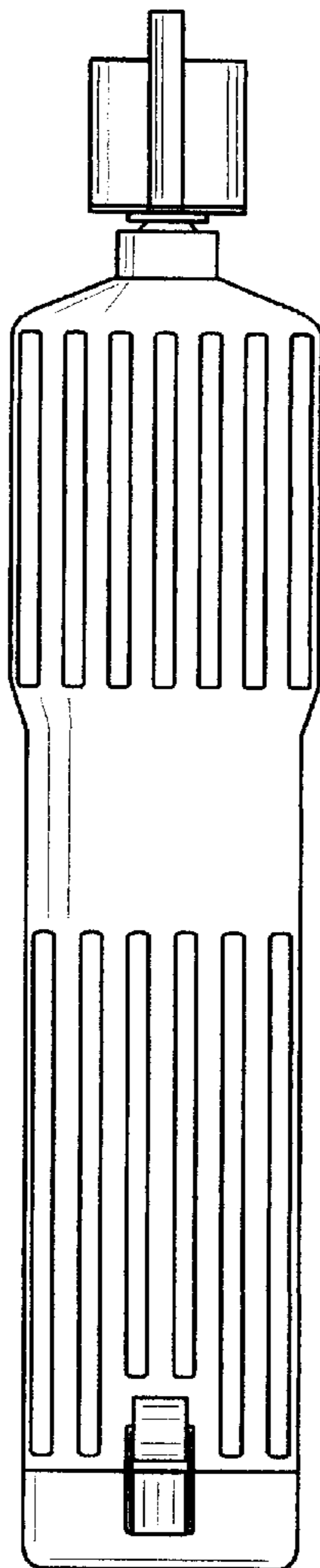
FIG. 4 is a front elevational view thereof; and,

FIG. 5 is a rear elevational view thereof.

U.S. PATENT DOCUMENTS

D236,166 S * 7/1975 Fishbein D24/146
D314,649 S * 2/1991 Campbell et al. D32/17
5,307,534 A * 5/1994 Miller 15/104.05

1 Claim, 3 Drawing Sheets



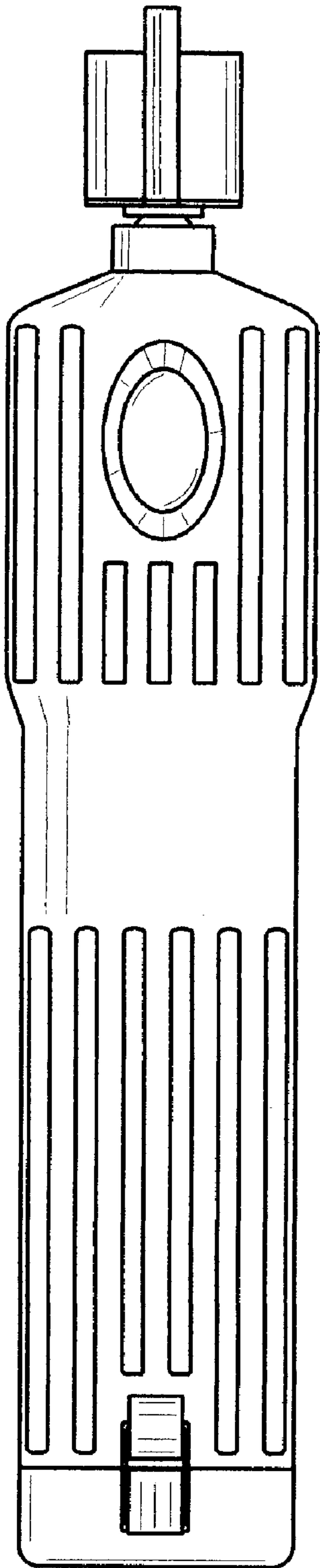


FIG. 1

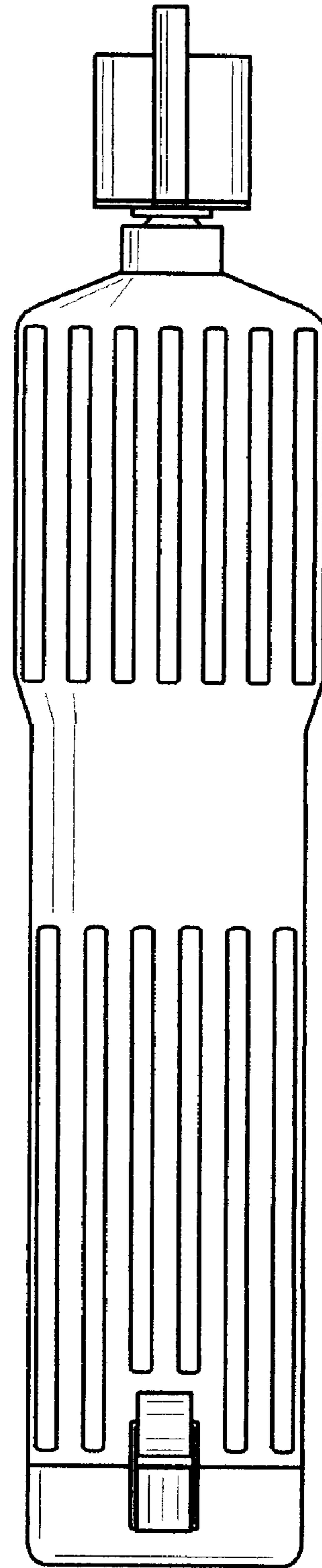


FIG. 2

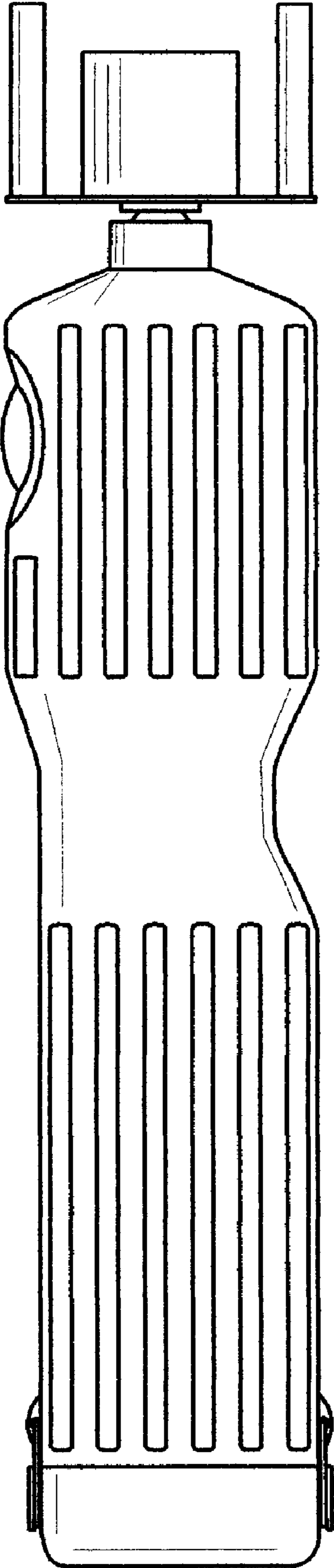


FIG. 3

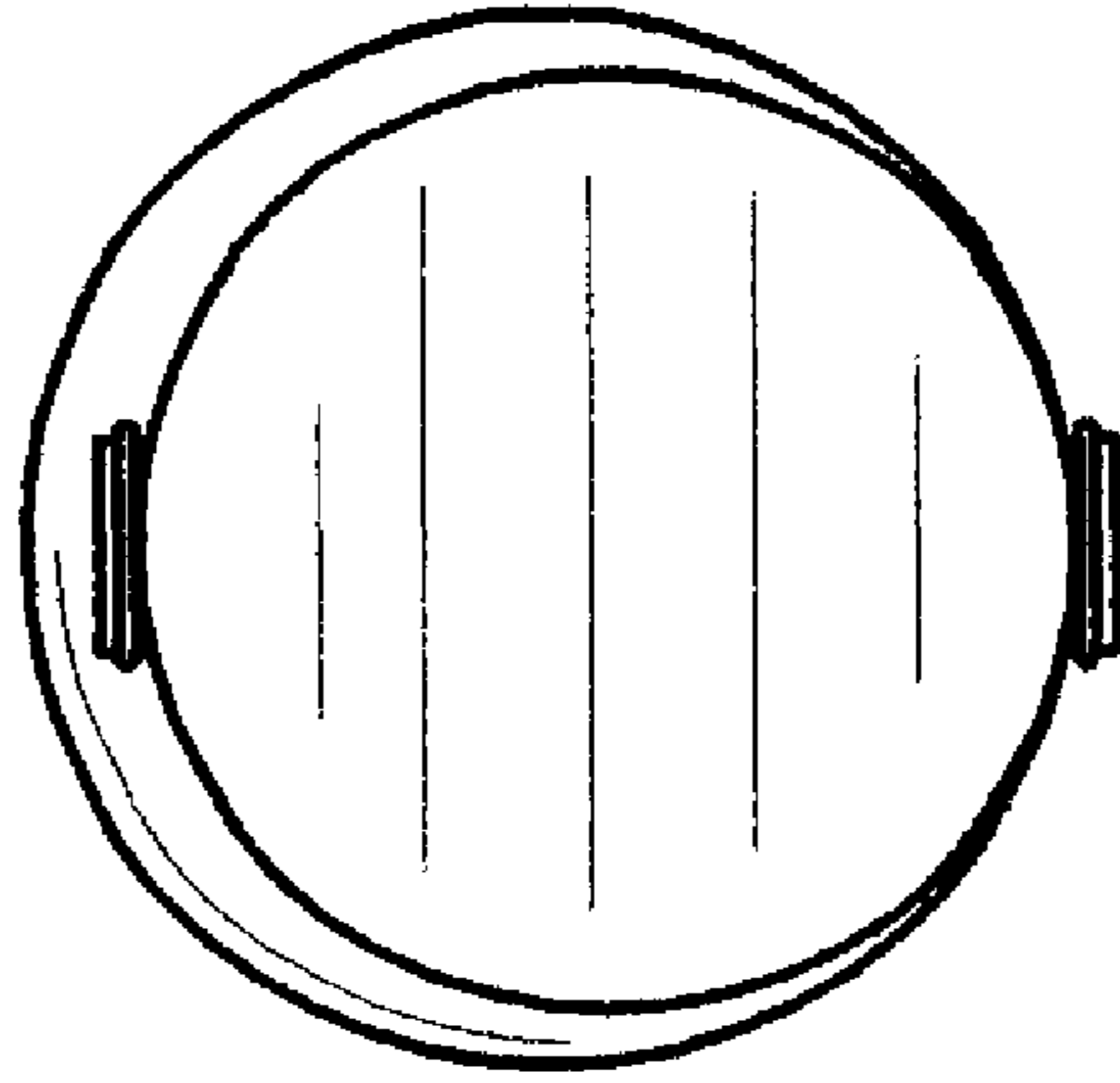


FIG. 5

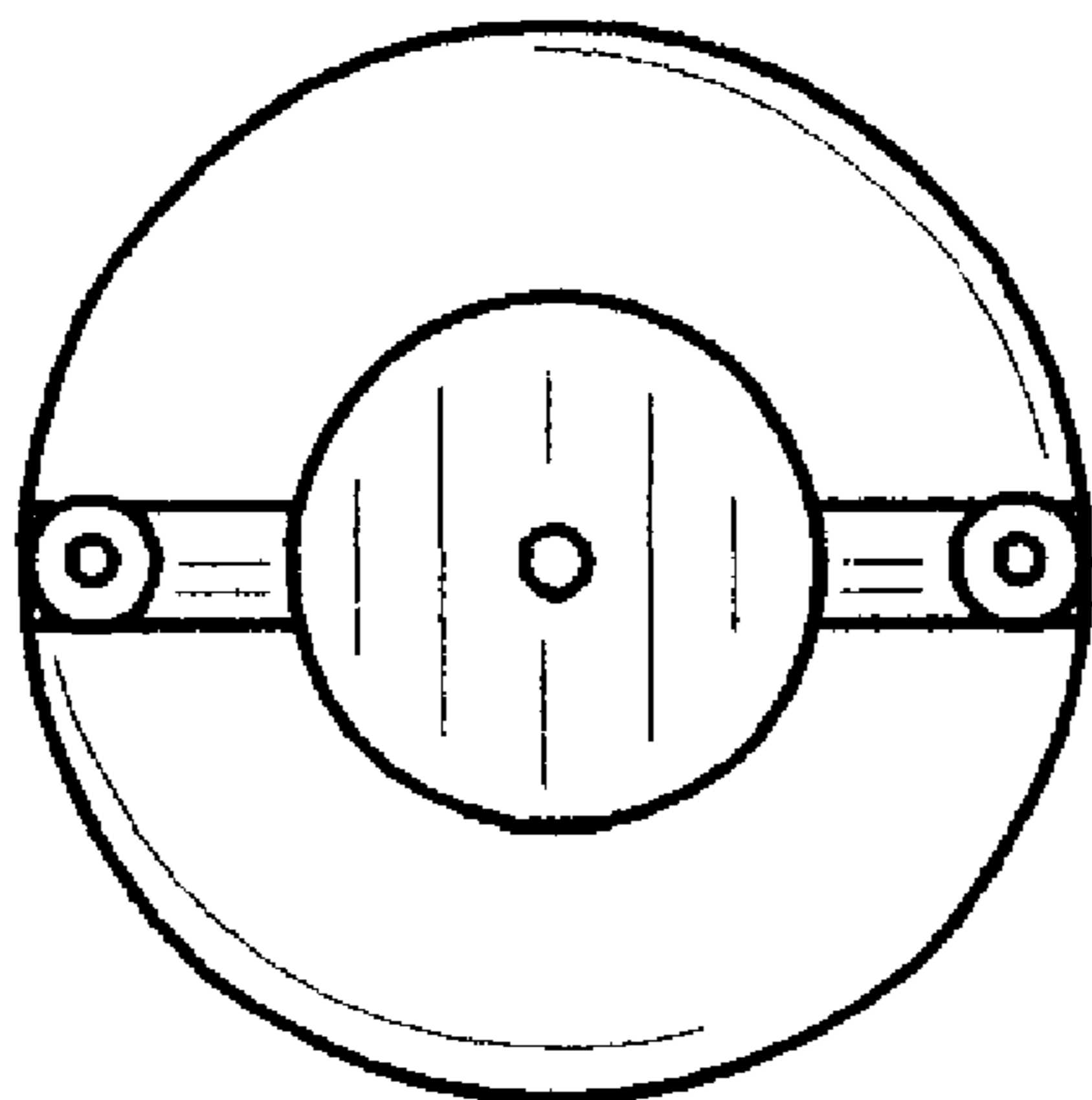


FIG. 4