

US00D504744S

(12) **United States Design Patent**  
**Hidalgo et al.**

(10) **Patent No.:** **US D504,744 S**

(45) **Date of Patent:** **\*\* May 3, 2005**

(54) **BRUXISM GUARD**

(75) Inventors: **Craig A. Hidalgo**, Langhorne, PA (US);  
**Son Minh Luong**, Providence, RI (US);  
**Michael S. Lesser**, Green Brook, NJ  
(US)

(73) Assignee: **Dental Campus LLC**, Paramus, NJ  
(US)

(\*\*) Term: **14 Years**

(21) Appl. No.: **29/212,861**

(22) Filed: **Sep. 10, 2004**

**Related U.S. Application Data**

(63) Continuation of application No. 29/183,813, filed on Jun. 18, 2003, now abandoned, which is a continuation of application No. 29/163,845, filed on Jul. 15, 2002, now abandoned.

(51) **LOC (7) Cl.** ..... **29-01**

(52) **U.S. Cl.** ..... **D29/108**

(58) **Field of Search** ..... D24/152-154,  
D24/176, 110, 155, 181; 132/329; 433/141-144,  
215, 216; D29/108, 122; 128/859

(56) **References Cited**

**U.S. PATENT DOCUMENTS**

4,484,895 A \* 11/1984 Smiley et al. .... 433/215  
D283,541 S \* 4/1986 Huffman ..... D24/181  
D382,965 S 8/1997 Wagner  
D406,405 S \* 3/1999 Yoshida ..... D29/108

D406,647 S \* 3/1999 Wagner ..... D24/181  
5,970,981 A 10/1999 Ochel  
6,098,627 A \* 8/2000 Kellner et al. .... 128/859  
D444,559 S 7/2001 Huffman  
6,280,196 B1 \* 8/2001 Berghash ..... 433/215  
6,321,752 B1 \* 11/2001 Spottiswoode ..... 128/859  
6,364,665 B1 \* 4/2002 Trettenero ..... 433/215  
6,491,036 B2 12/2002 Cook  
6,533,582 B2 \* 3/2003 Lindquist ..... 433/215  
D473,976 S \* 4/2003 Wilkens ..... D29/108  
D492,785 S \* 7/2004 Garabito ..... D24/181  
2004/0146836 A1 \* 7/2004 Andersen ..... 433/215

\* cited by examiner

*Primary Examiner*—Charles A. Rademaker

(74) *Attorney, Agent, or Firm*—Seth Natter; Natter & Natter

(57) **CLAIM**

The ornamental design for a bruxism guard, as shown and described.

**DESCRIPTION**

FIG. 1 is a perspective view of a bruxism guard showing our new design;

FIG. 2 is a top view thereof;

FIG. 3 is a bottom view thereof;

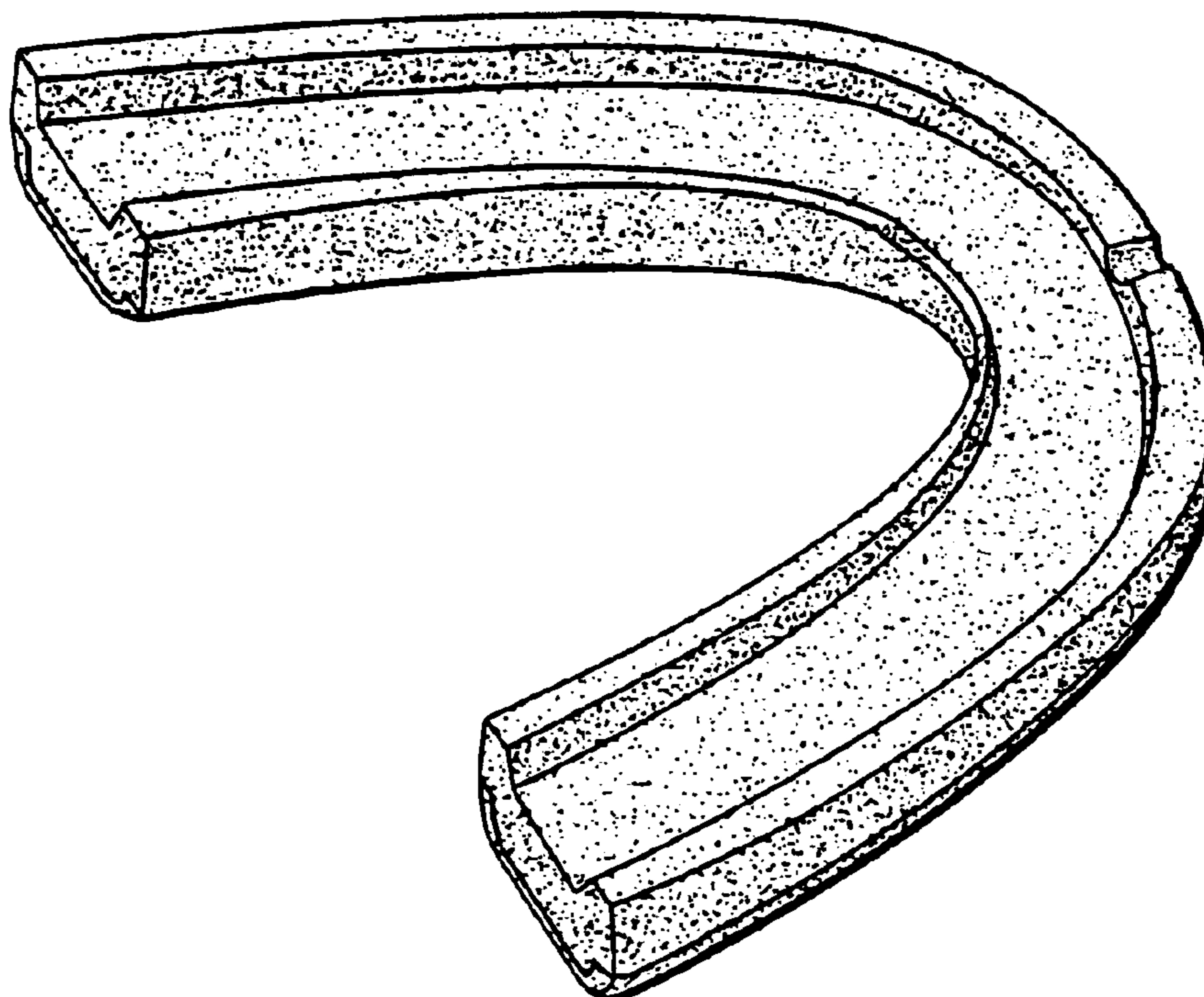
FIG. 4 is a front elevational view thereof;

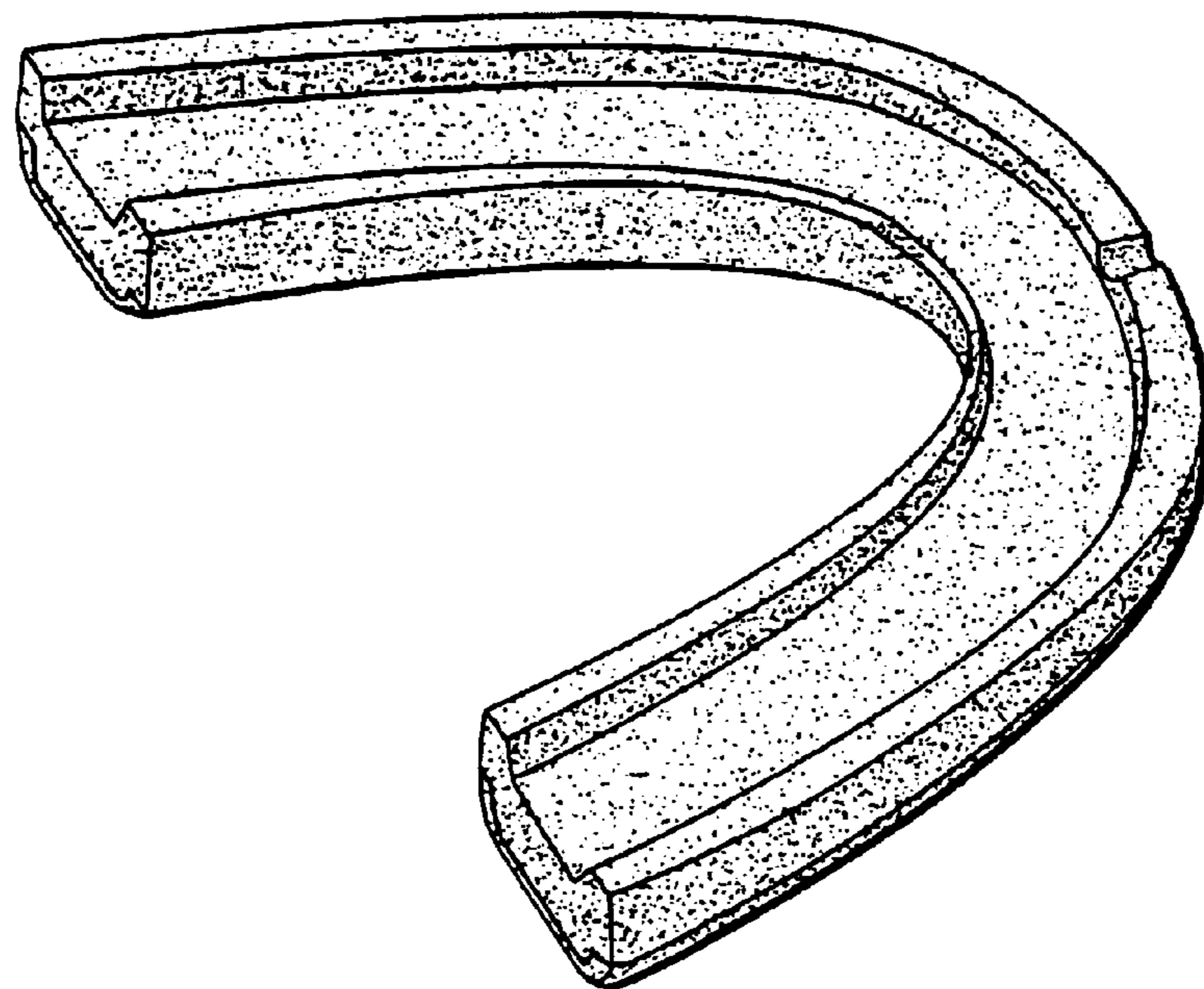
FIG. 5 is a rear elevational view thereof; and,

FIG. 6 is a right side view thereof.

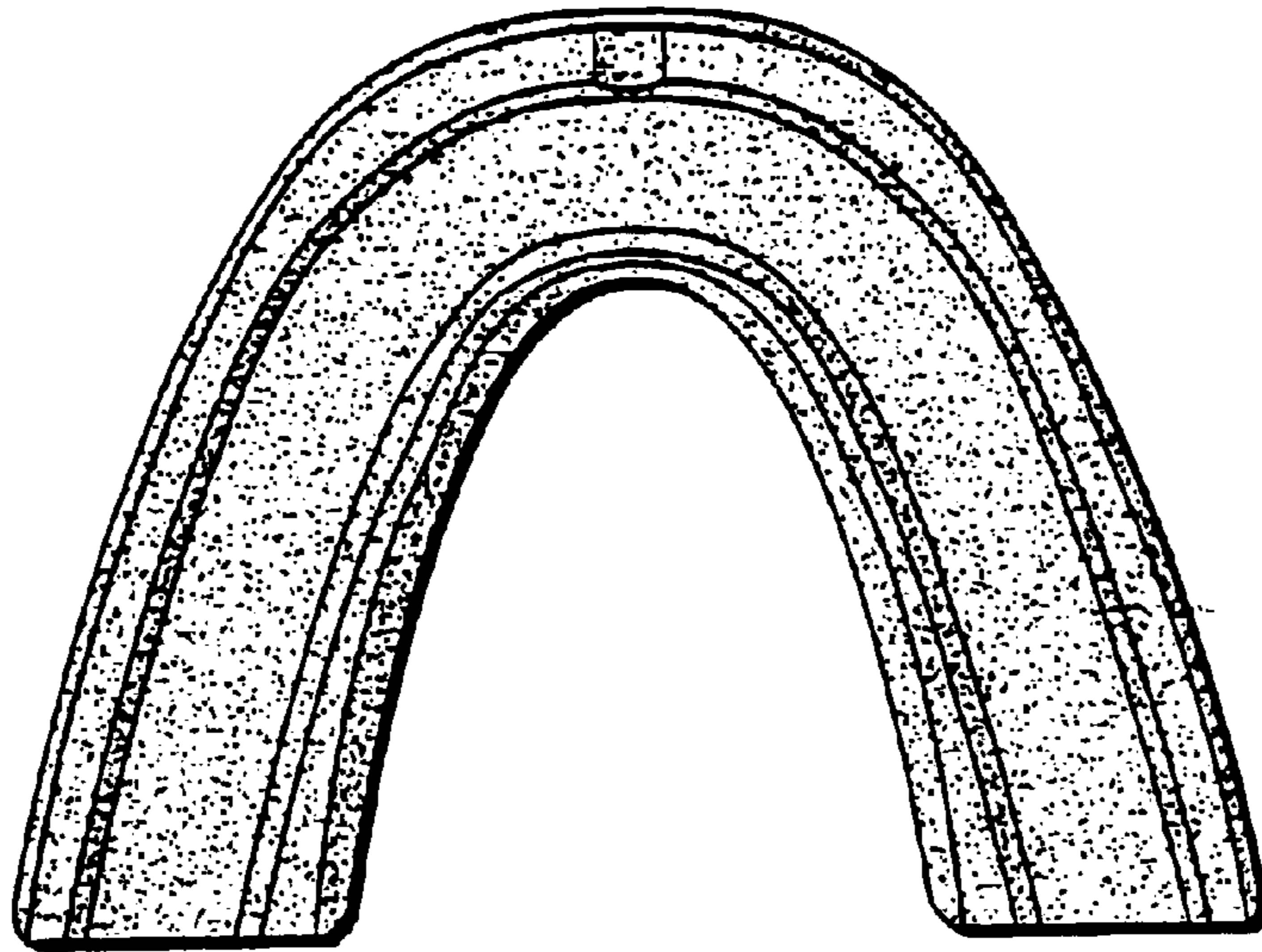
The side not showing is a mirror image of the side illustrated in FIG. 6.

**1 Claim, 3 Drawing Sheets**

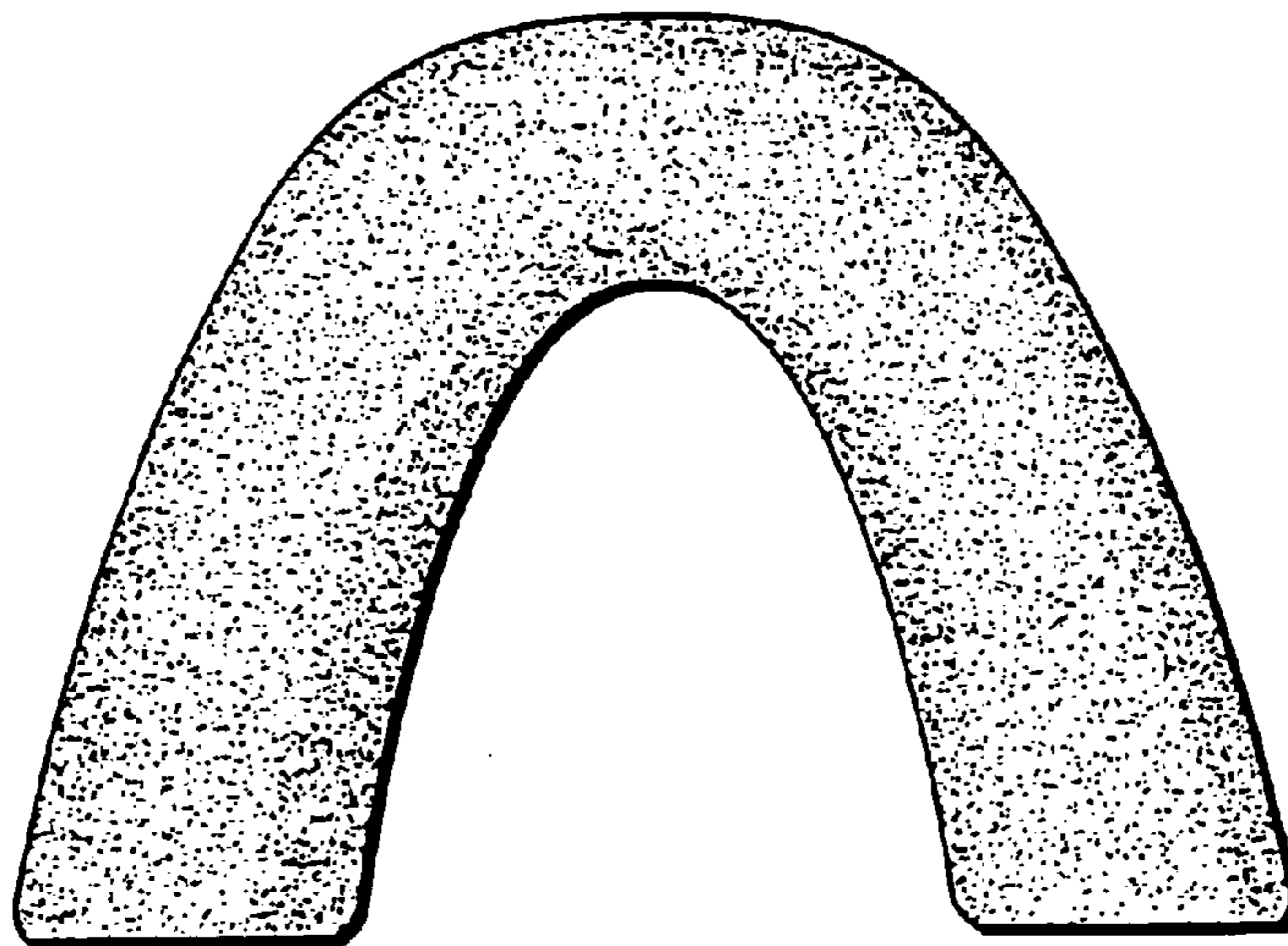




*Fig. 1*

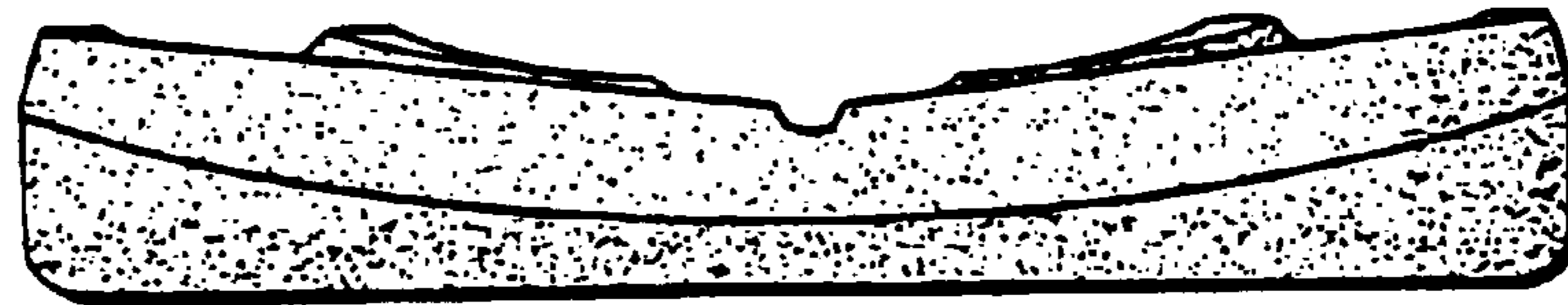


*Fig. 2*



*Fig. 3*

*Fig. 4*



*Fig. 5*



*Fig. 6*



UNITED STATES PATENT AND TRADEMARK OFFICE  
**CERTIFICATE OF CORRECTION**

PATENT NO. : Des. 504,744 S  
DATED : May 3, 2005  
INVENTOR(S) : Craig A. Hidalgo, Son Minh Luong and Michael S. Lesser

Page 1 of 1

It is certified that error appears in the above-identified patent and that said Letters Patent is hereby corrected as shown below:

Title page.

Item [73], Assignee, should appear as -- **Dental Concepts LLC.** --.

Signed and Sealed this

Sixteenth Day of August, 2005

A handwritten signature in black ink on a dotted background. The signature reads "Jon W. Dudas" in a cursive style.

JON W. DUDAS

*Director of the United States Patent and Trademark Office*