

US00D504724S

(12) **United States Design Patent** (10) **Patent No.:** **US D504,724 S**
Randolph et al. (45) **Date of Patent:** **** May 3, 2005**

(54) **NIPPLE**

(75) Inventors: **Ross Steven Randolph**, Rockaway, NJ (US); **Charles J. Renz**, Briarcliff Manor, NY (US); **John George Rousso**, Trumbull, CT (US); **Brenda Liistro**, Westport, CT (US)

(73) Assignee: **Playtex Products, Inc.**, Westport, CT (US)

(**) Term: **14 Years**

(21) Appl. No.: **29/213,091**

(22) Filed: **Sep. 13, 2004**

Related U.S. Application Data

(60) Division of application No. 29/179,840, filed on Apr. 15, 2003, now Pat. No. Des. 498,849, which is a continuation-in-part of application No. 29/169,137, filed on Oct. 15, 2002, now Pat. No. Des. 479,606.

(51) **LOC (7) Cl.** **24-04**

(52) **U.S. Cl.** **D24/196**

(58) **Field of Search** D24/196, 197, D24/194, 193; 606/236, 235; 215/11.1, 11.2, 11.3, 11.4, 11.5, 11.6

(56) **References Cited**

U.S. PATENT DOCUMENTS

D465,028 S * 10/2002 Renz D24/196
 6,645,228 B1 * 11/2003 Renz 215/11.5
 D488,560 S * 4/2004 Renz et al. D24/196
 2003/0093121 A1 * 5/2003 Randolph 606/236

* cited by examiner

Primary Examiner—Ian Simmons

(74) *Attorney, Agent, or Firm*—Ohlandt, Greeley, Ruggiero & Perle, LLP

(57) **CLAIM**

The ornamental design for a nipple, as shown and described.

DESCRIPTION

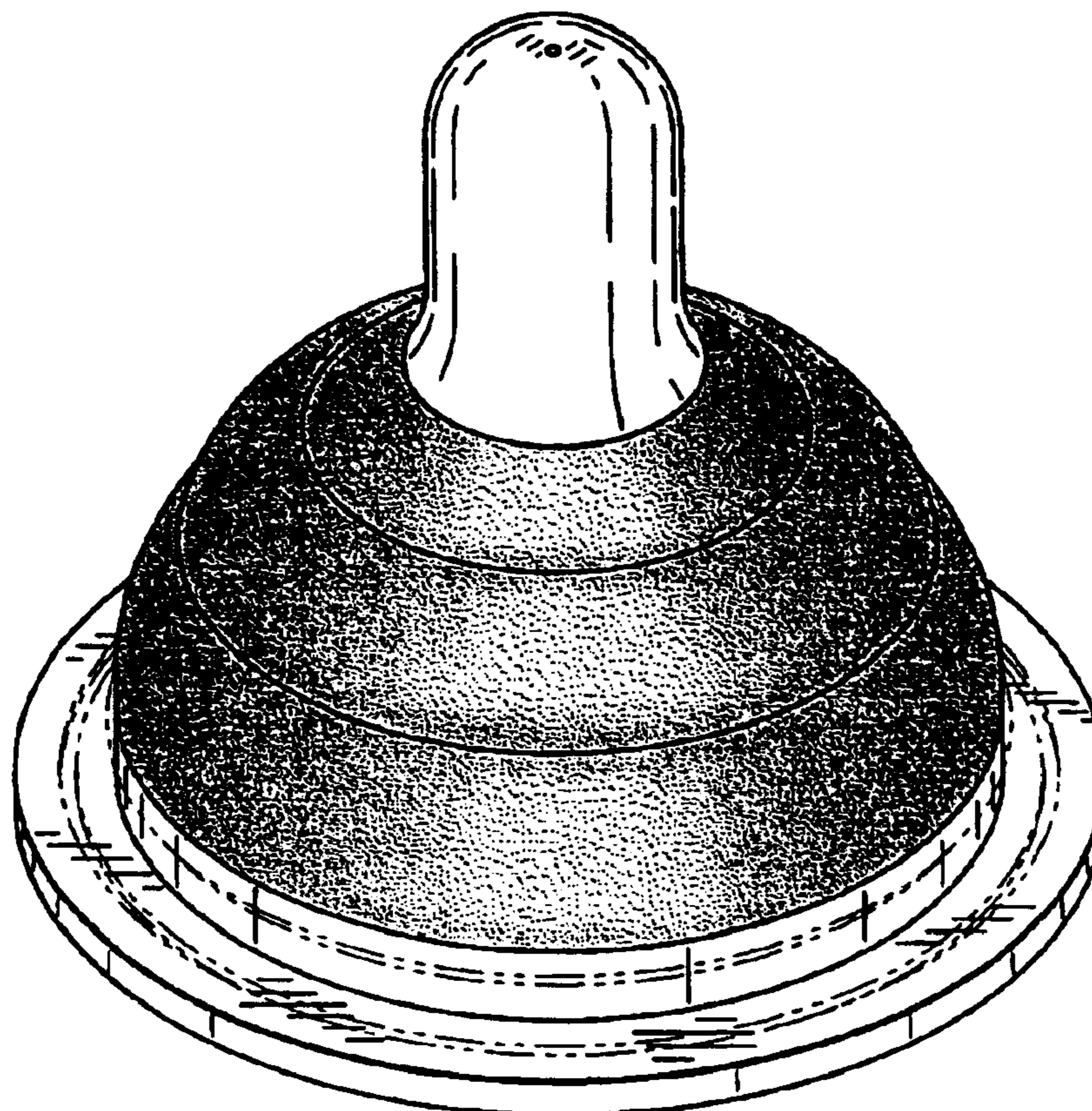
FIG. 1 is a perspective view of a nipple, showing our new design;

FIG. 2 is a front view of the nipple of FIG. 1; and,

FIG. 3 is a top view of the nipple of FIG. 1.

The broken line showing in FIGS. 1 through 3 is for illustrative purposes only and forms no part of the claimed design.

1 Claim, 2 Drawing Sheets



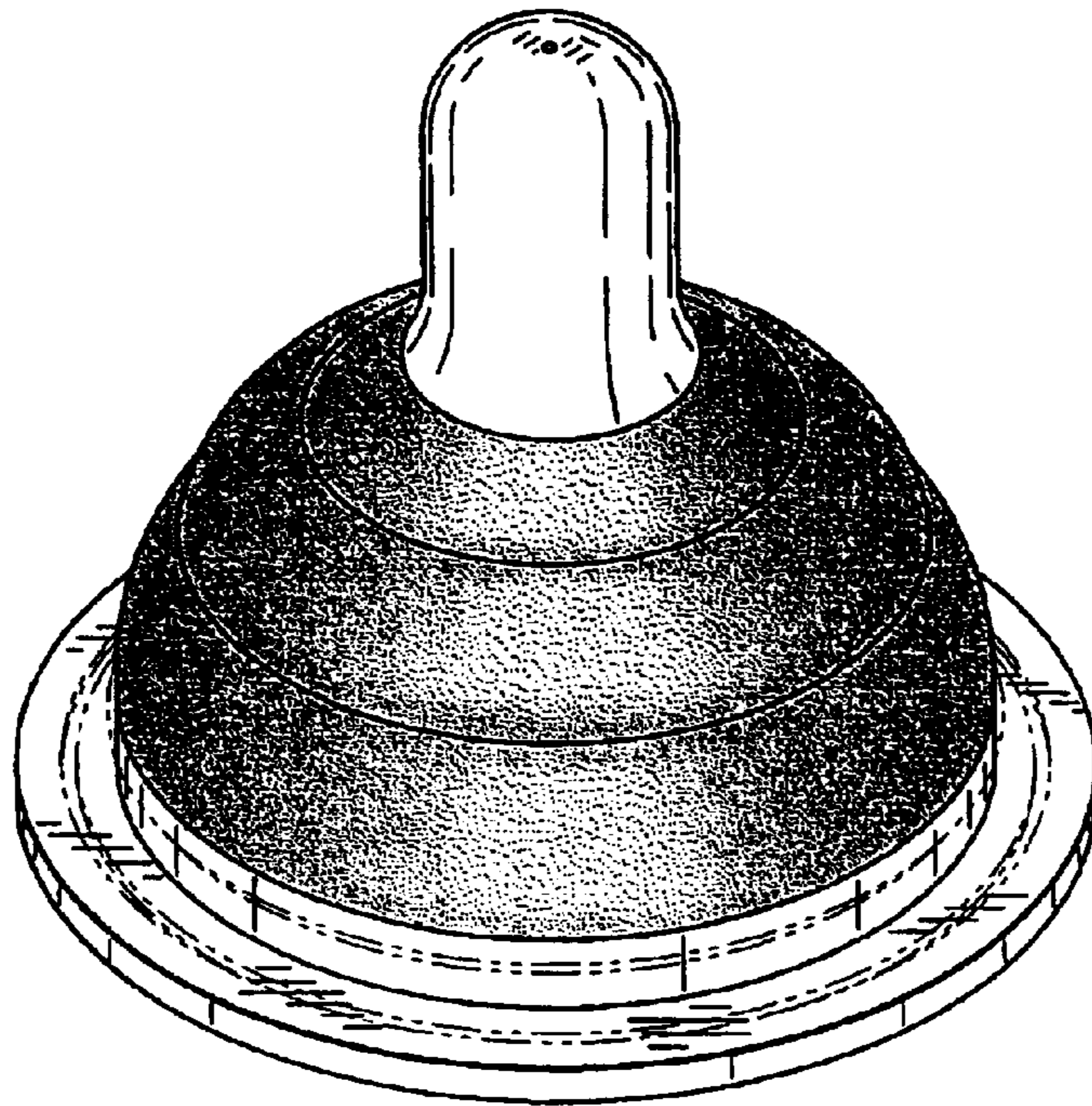


FIG. 1

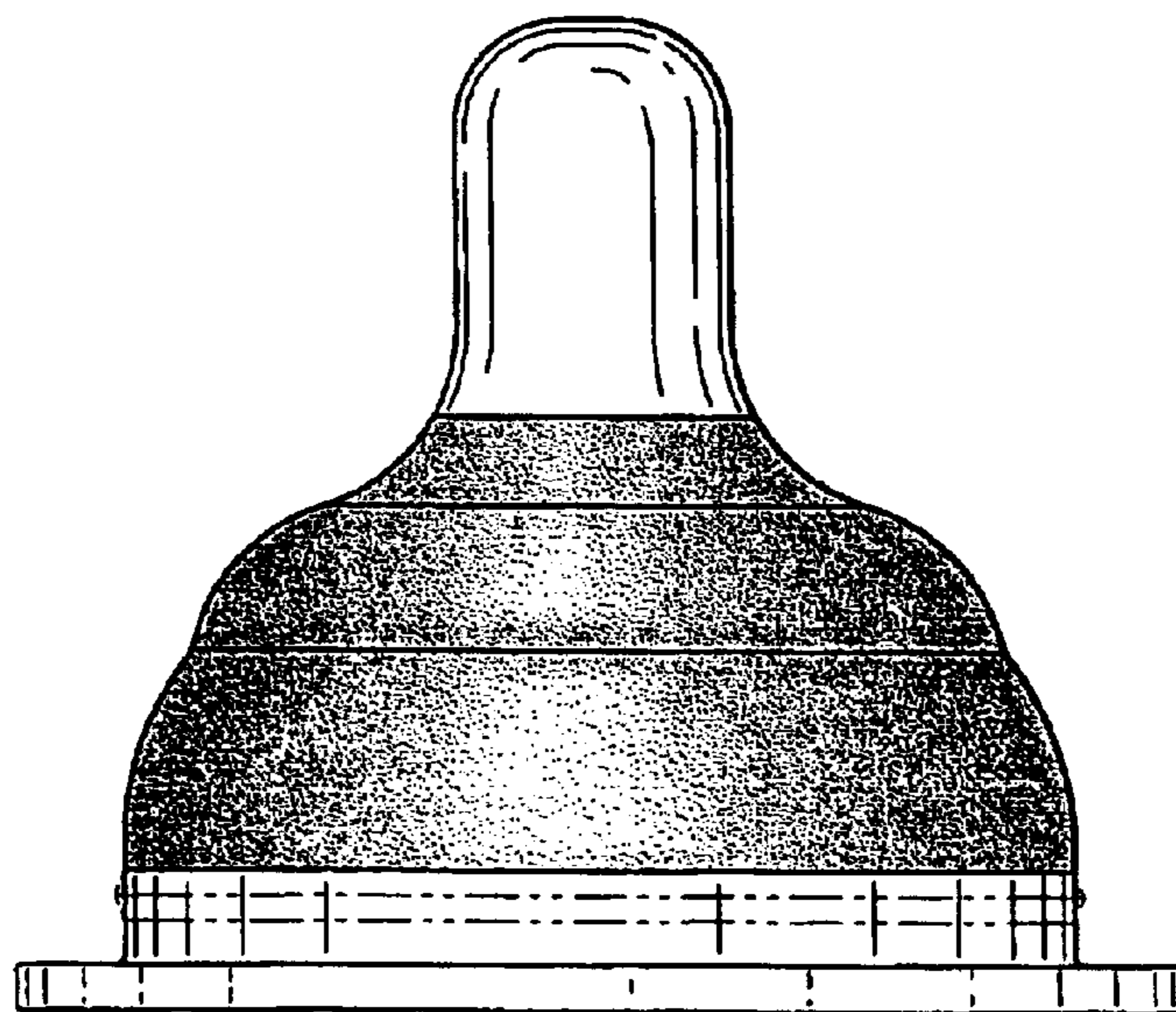


FIG. 2

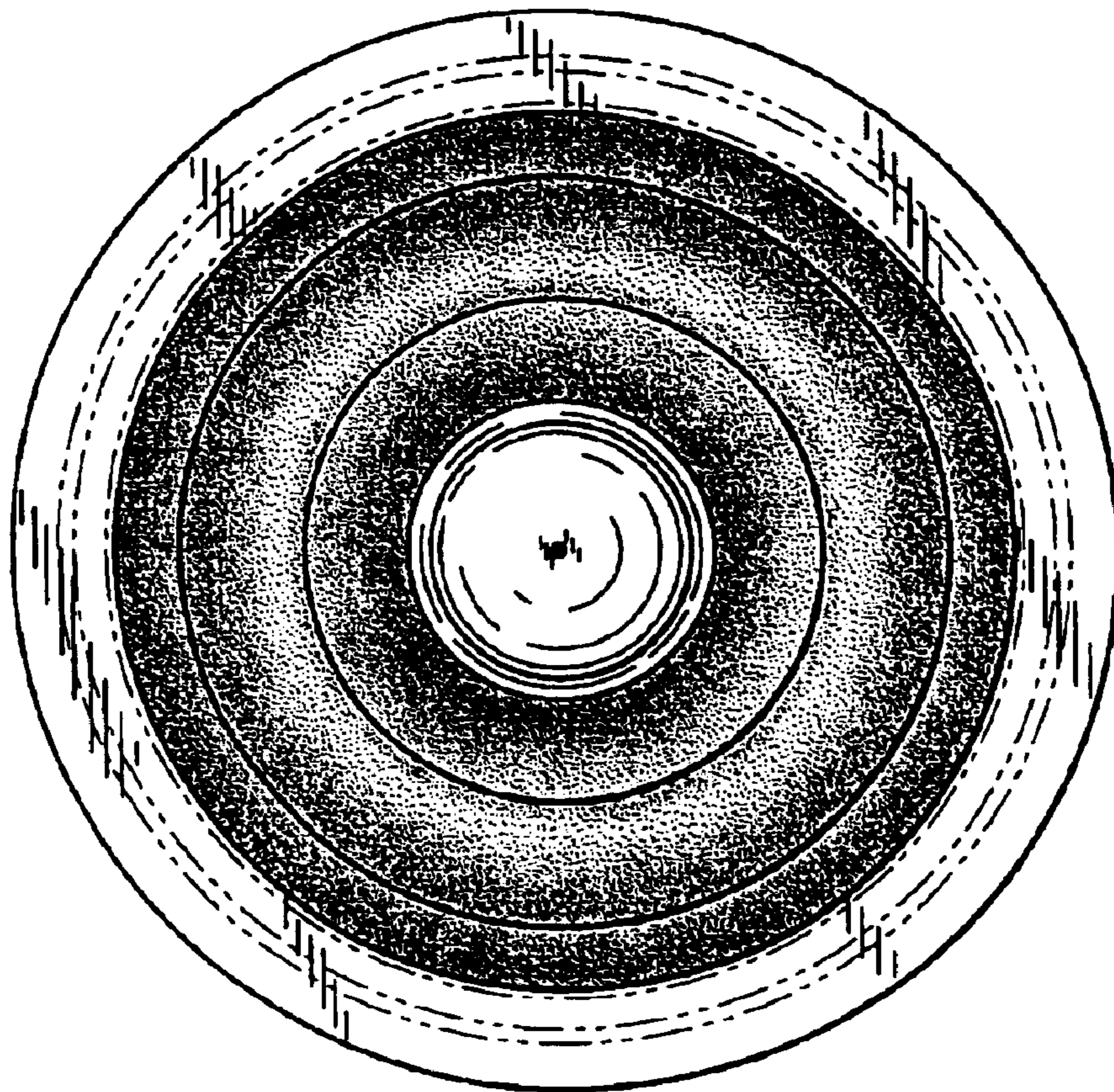


FIG. 3