

US00D504721S

(12) **United States Design Patent**  
**Dorfman**

(10) **Patent No.: US D504,721 S**

(45) **Date of Patent: \*\* May 3, 2005**

(54) **RETRACTOR**

(75) Inventor: **William Dorfman**, Granada Hills, CA  
(US)

(73) Assignee: **Discus Dental Impressions, Inc.**,  
Culver City, CA (US)

(\*\*) Term: **14 Years**

(21) Appl. No.: **29/202,449**

(22) Filed: **Mar. 30, 2004**

4,200,089 A	4/1980	Inoue	
4,259,067 A	3/1981	Nelson	
4,511,329 A	4/1985	Diamond	
4,592,344 A *	6/1986	Scheer .....	600/242
4,671,260 A	6/1987	Buckner	
4,889,491 A	12/1989	Krygier et al.	
5,037,298 A	8/1991	Hickman	
5,115,799 A	5/1992	McGann	
5,730,597 A	3/1998	Luttrel	
5,873,718 A	2/1999	Sullivan	
6,102,701 A	8/2000	Engeron	
2002/0022211 A1 *	2/2002	Horiguchi .....	433/140

\* cited by examiner

**Related U.S. Application Data**

(62) Division of application No. 29/172,164, filed on Dec. 6, 2002.

(51) **LOC (7) Cl.** ..... **24-02**

(52) **U.S. Cl.** ..... **D24/135; D24/152**

(58) **Field of Search** ..... D24/135, 152;  
600/242, 237, 235, 208, 210, 233, 238;  
433/140

*Primary Examiner*—Ian Simmons

(74) *Attorney, Agent, or Firm*—Christie, Parker & Hale, LLP

(57) **CLAIM**

The ornamental design for a retractor, as shown and described.

**DESCRIPTION**

FIG. 1 is a perspective view of a dental lip retractor; FIG. 2 is a bottom plan view of the retractor of FIG. 1; FIG. 3 is a side elevation view of the retractor of FIG. 1; FIG. 4 is a top plan view of the retractor of FIG. 1; FIG. 5 is a side elevation view of the retractor of FIG. 1 from another angle; and, FIG. 6 is a side elevation view of the retractor of FIG. 1 from another angle.

**1 Claim, 4 Drawing Sheets**

(56) **References Cited**

**U.S. PATENT DOCUMENTS**

1,170,333 A	2/1916	Reyer	
1,389,436 A	8/1921	Cameron	
3,241,550 A	3/1966	Gelarie	
3,916,880 A	11/1975	Schroer	
4,002,162 A *	1/1977	Weisser .....	600/242
4,019,255 A	4/1977	Cohen et al.	
4,179,815 A	12/1979	Hoffman	

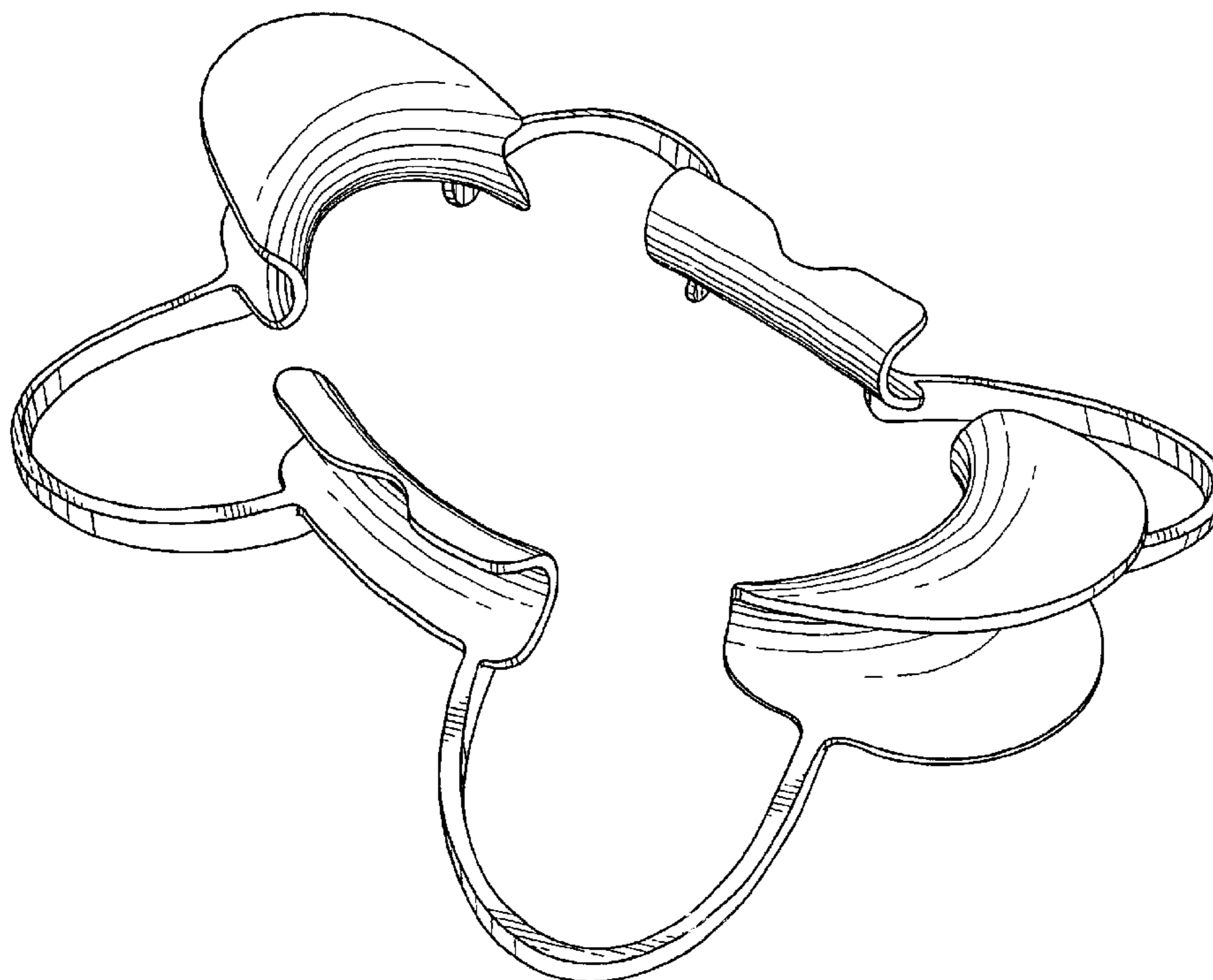
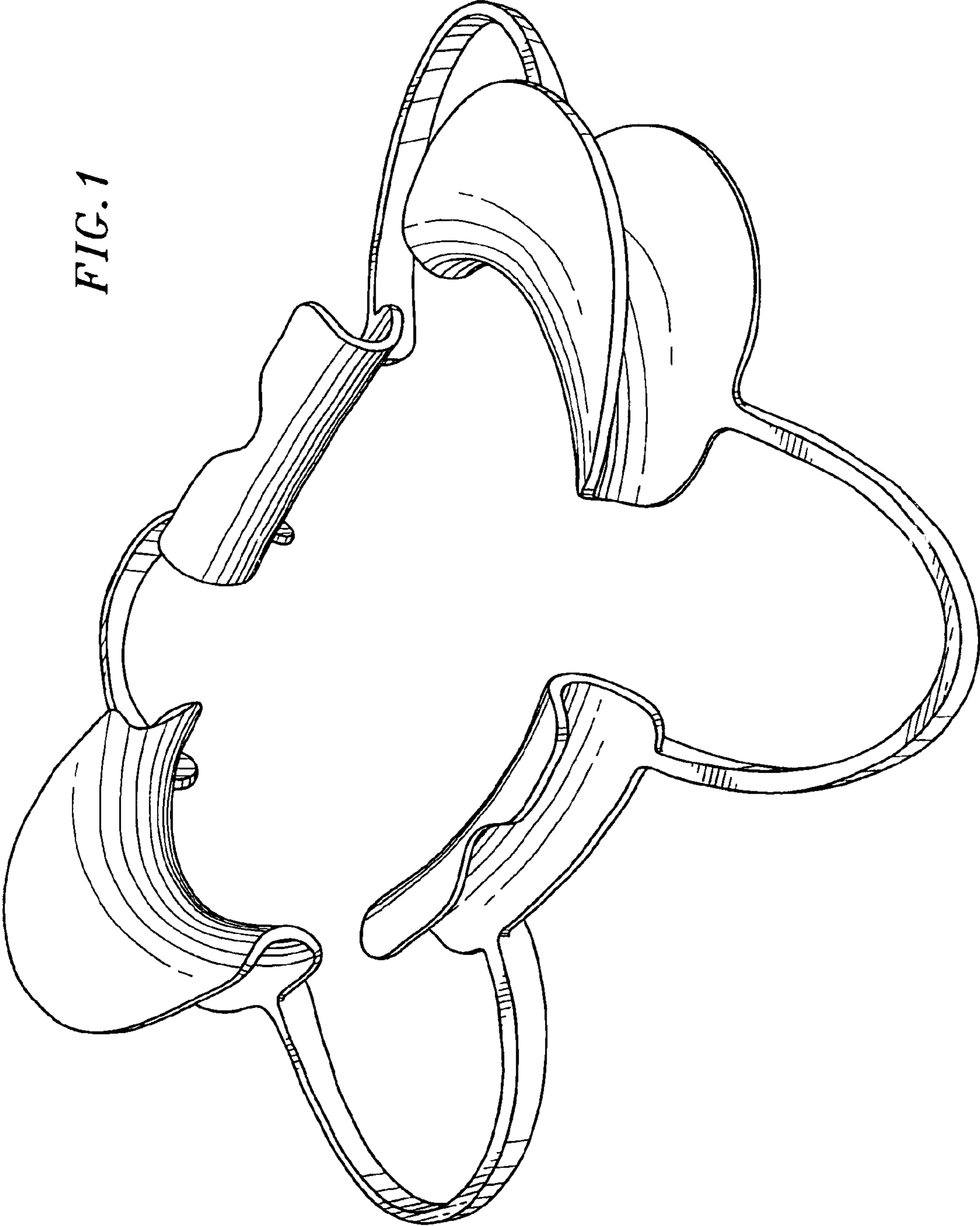
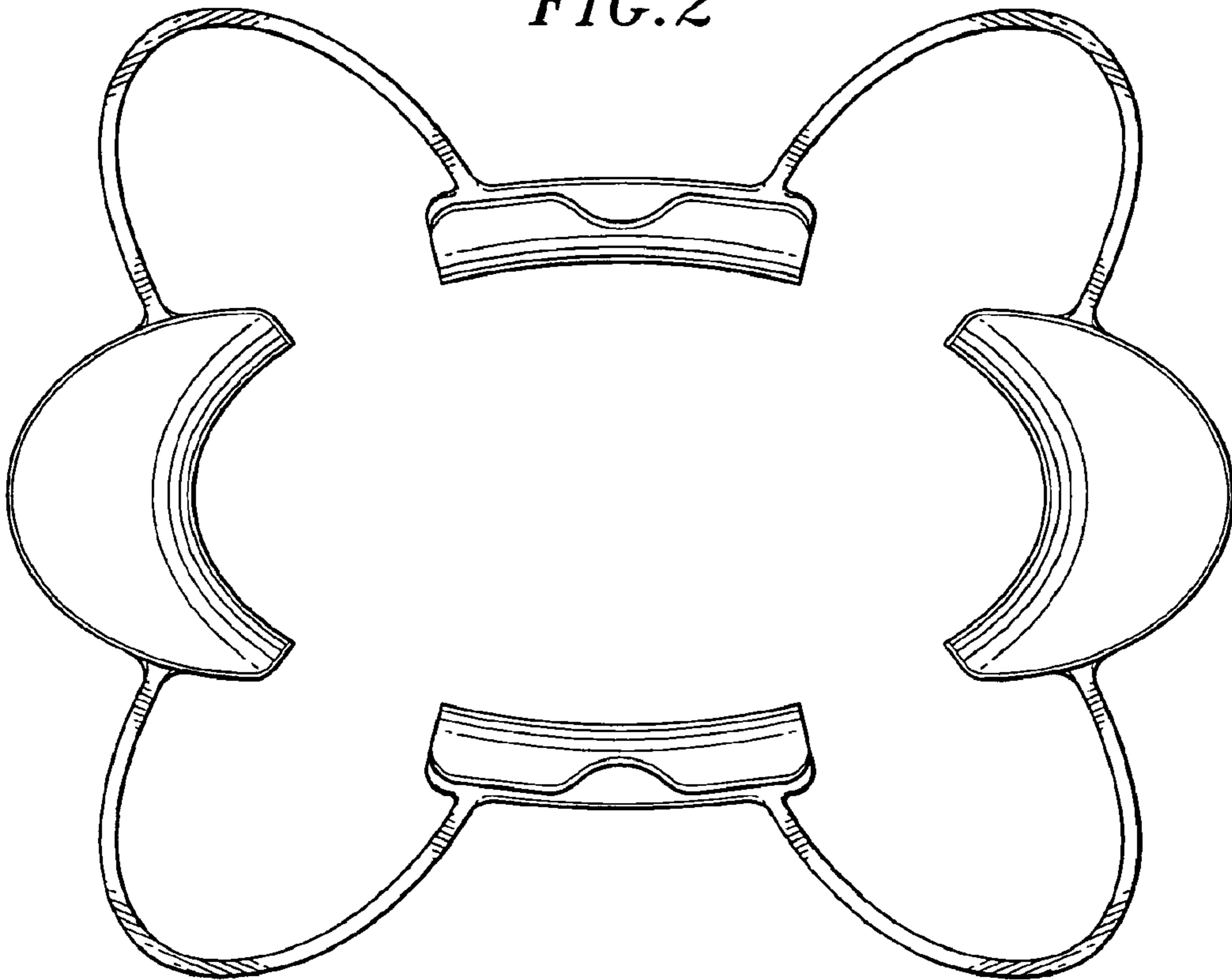


FIG. 1



*FIG. 2*



*FIG. 3*

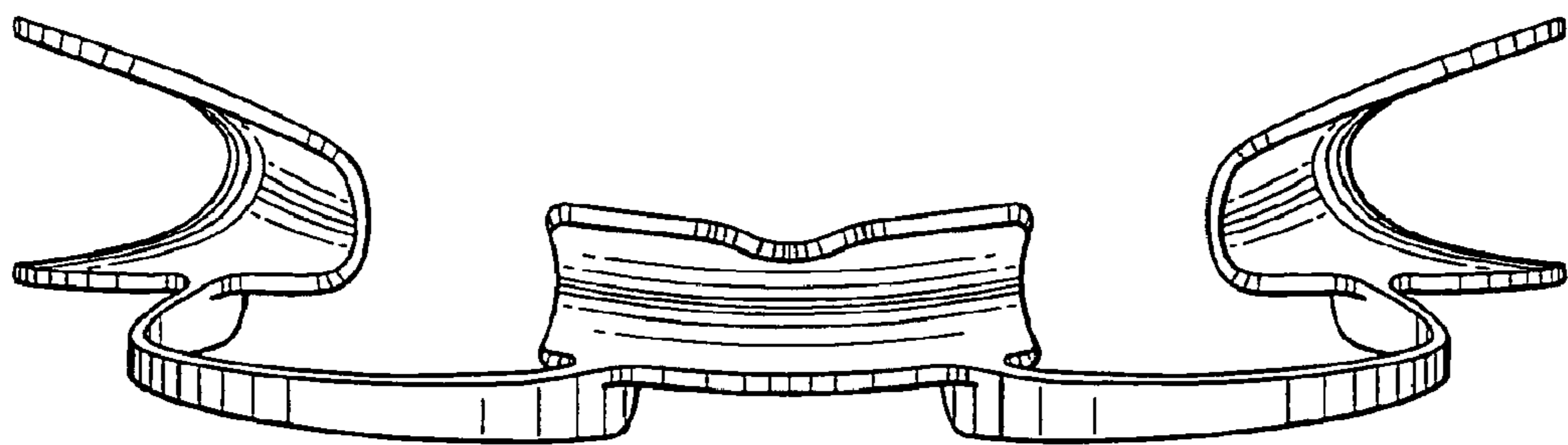


FIG. 4


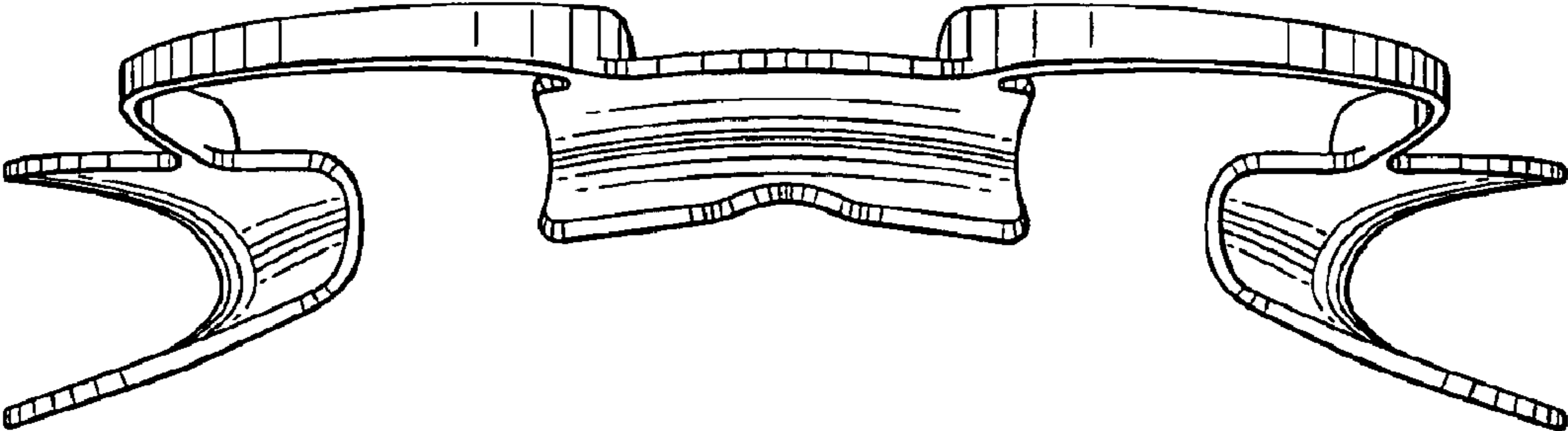


FIG. 5



*FIG. 6*

